



US00D681930S

(12) **United States Design Patent**  
**Hansen**

(10) **Patent No.:** **US D681,930 S**

(45) **Date of Patent:** **\*\* May 14, 2013**

(54) **SOLE**

(75) **Inventor:** **Jakob Møller Hansen, Aabenraa (DK)**

(73) **Assignee:** **ECCO Sko A/S, Bredebro (DK)**

(\*\*) **Term:** **14 Years**

(21) **Appl. No.:** **29/382,537**

(22) **Filed:** **Jan. 5, 2011**

(30) **Foreign Application Priority Data**

Jul. 7, 2010 (EM) ..... 001729096-0010

(51) **LOC (9) Cl.** ..... **02-04**

(52) **U.S. Cl.**  
USPC ..... **D2/947**

(58) **Field of Classification Search** ..... D2/902,  
D2/906, 908, 916, 918, 925, 946-962, 977;  
36/3 B, 22 R, 24.5, 25 R, 28, 32 R, 34 R,  
36/59 C, 67 A, 103  
See application file for complete search history.

(56) **References Cited**

**U.S. PATENT DOCUMENTS**

D331,143 S *	11/1992	McDonald	.....	D2/977
D398,740 S *	9/1998	Hewett	.....	D2/947
D402,450 S *	12/1998	Munns	.....	D2/957
5,926,974 A *	7/1999	Friton	.....	36/28
6,023,859 A *	2/2000	Burke et al.	.....	36/105
6,226,896 B1 *	5/2001	Friton	.....	36/28
D490,220 S *	5/2004	Edauw	.....	D2/908
D541,519 S *	5/2007	Belley et	.....	D2/972
D559,515 S *	1/2008	Norton et al.	.....	D2/962
D561,984 S *	2/2008	Truelsen	.....	D2/952
D571,087 S *	6/2008	Dillenbeck et al.	.....	D2/953

D574,129 S *	8/2008	Truelsen	.....	D2/952
D608,989 S *	2/2010	Truelsen	.....	D2/946
D608,990 S *	2/2010	Truelsen	.....	D2/946
D614,849 S *	5/2010	Guest	.....	D2/972
D616,637 S *	6/2010	Taestensen	.....	D2/955
D620,244 S *	7/2010	Taestensen	.....	D2/959
D639,041 S *	6/2011	Truelsen	.....	D2/969
D642,360 S *	8/2011	Hansen	.....	D2/916
8,020,318 B2 *	9/2011	Khalifa	.....	36/100
D662,697 S *	7/2012	Portzline	.....	D2/947

\* cited by examiner

*Primary Examiner* — T. Chase Nelson

(74) *Attorney, Agent, or Firm* — McCormick, Paulding & Huber LLP

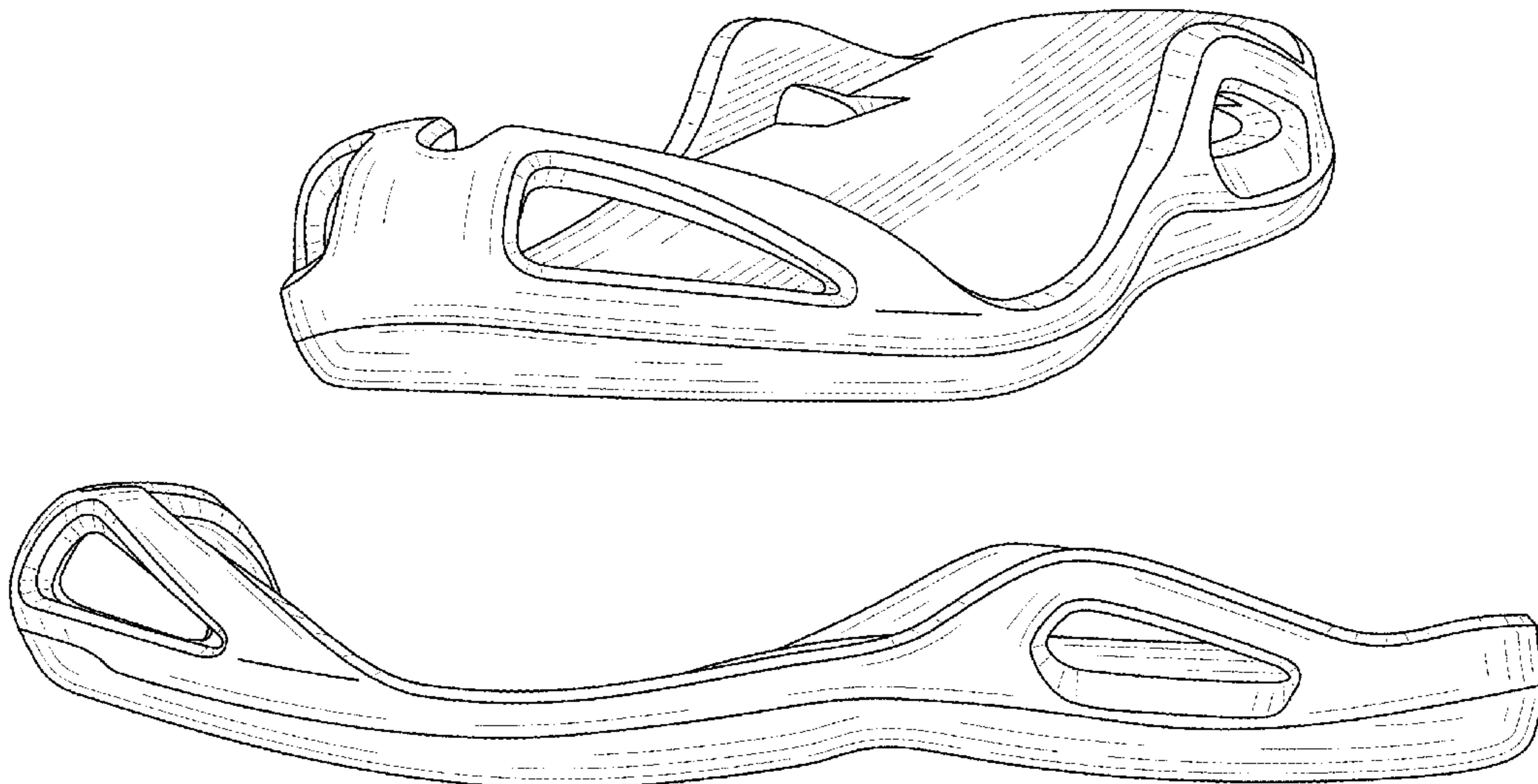
(57) **CLAIM**

The ornamental design for a sole, substantially as shown and described.

**DESCRIPTION**

FIG. 1 is a front, top, right-hand side perspective view of a sole comprising a new, original and ornamental design;  
 FIG. 2 is a front view of a sole comprising the new, original and ornamental design;  
 FIG. 3 is a left-hand side view of a sole comprising the new, original and ornamental design;  
 FIG. 4 is a right-hand side view of a sole comprising the new, original and ornamental design;  
 FIG. 5 is a top view of a sole comprising the new, original and ornamental design; and,  
 FIG. 6 is a rear view of a sole comprising the new, original and ornamental design.  
 There is no claim being made to the bottom features, other than those visible in the views of the drawing disclosure, therefore the bottom view has been omitted.

**1 Claim, 3 Drawing Sheets**






FIG. 1

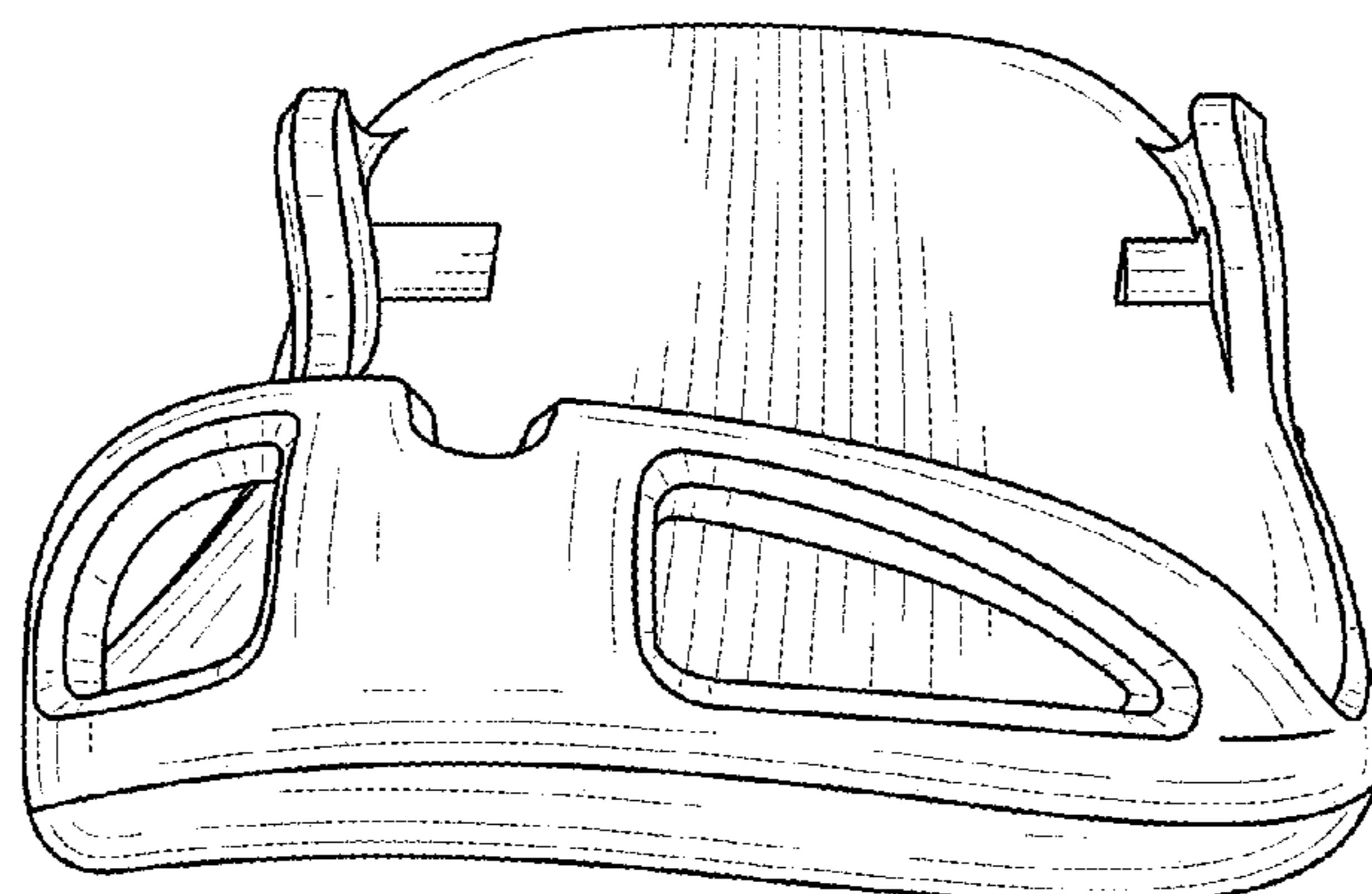


FIG. 2

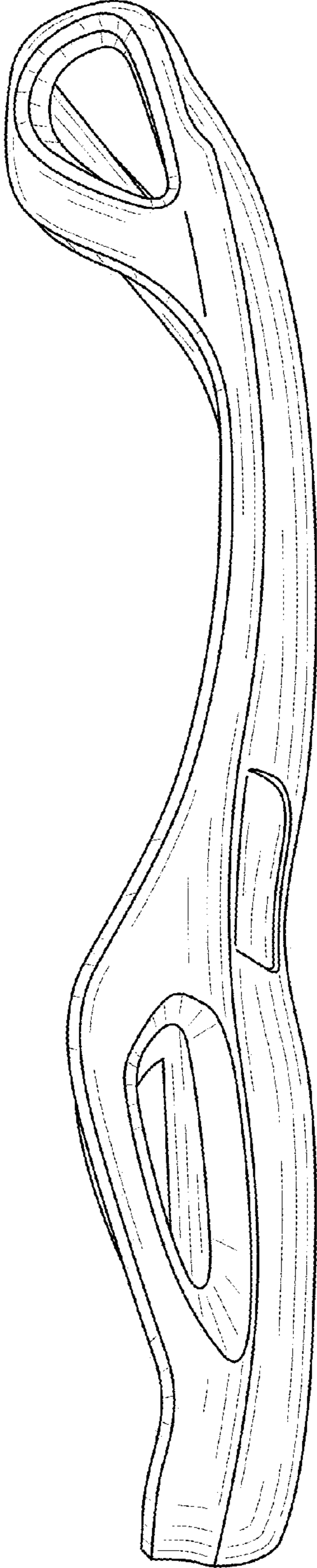


FIG. 3

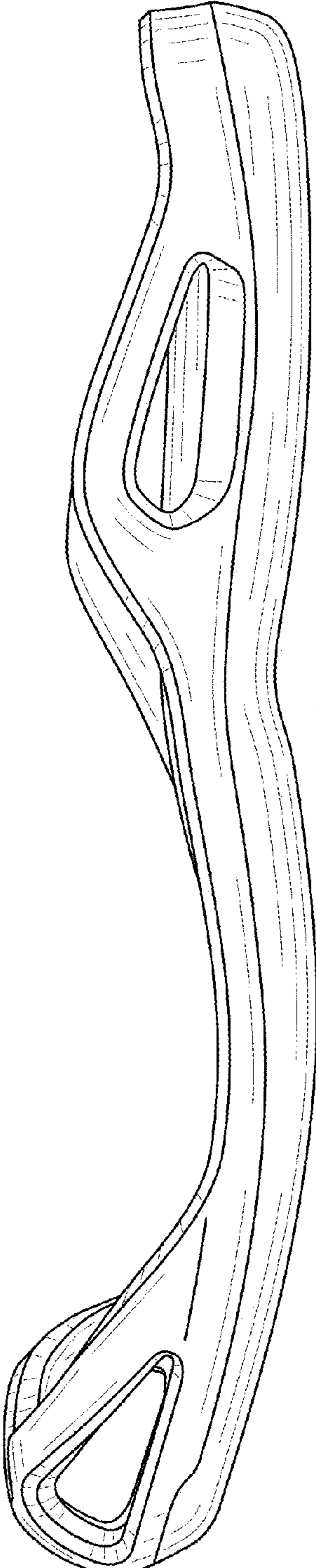


FIG. 4

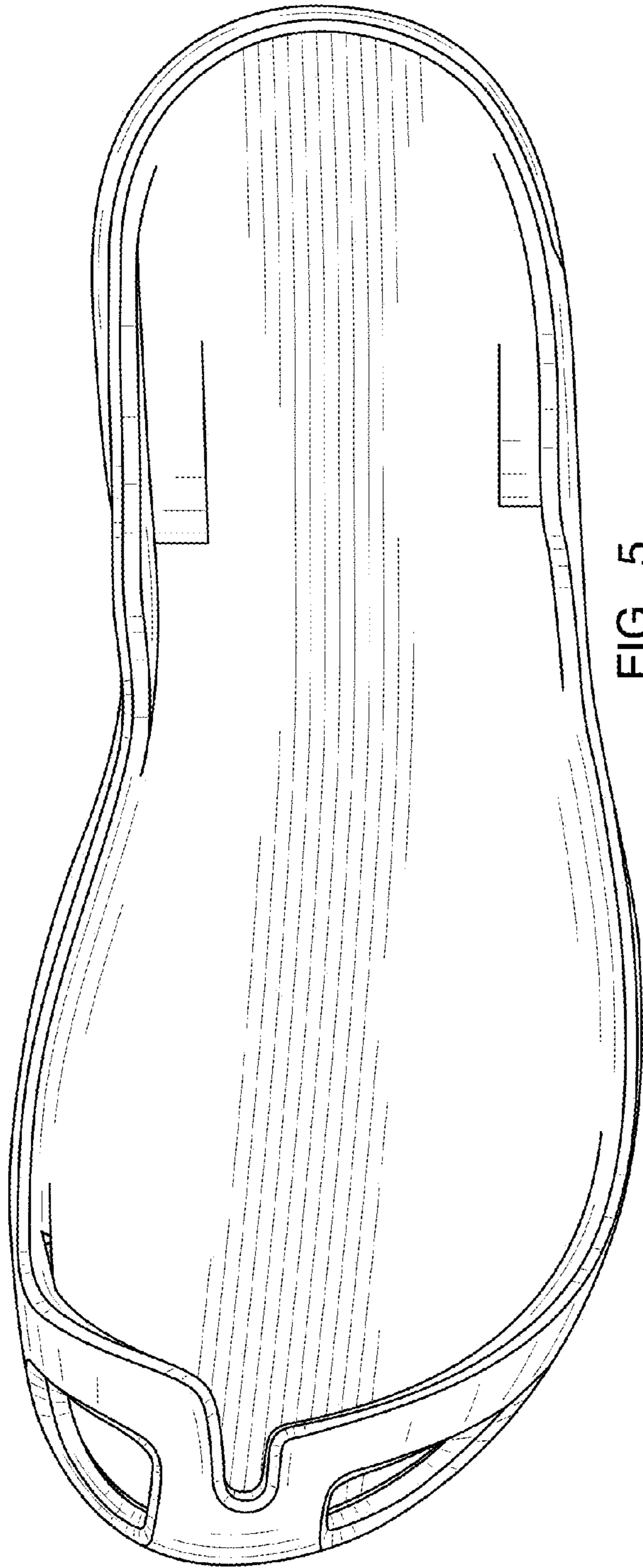


FIG. 5

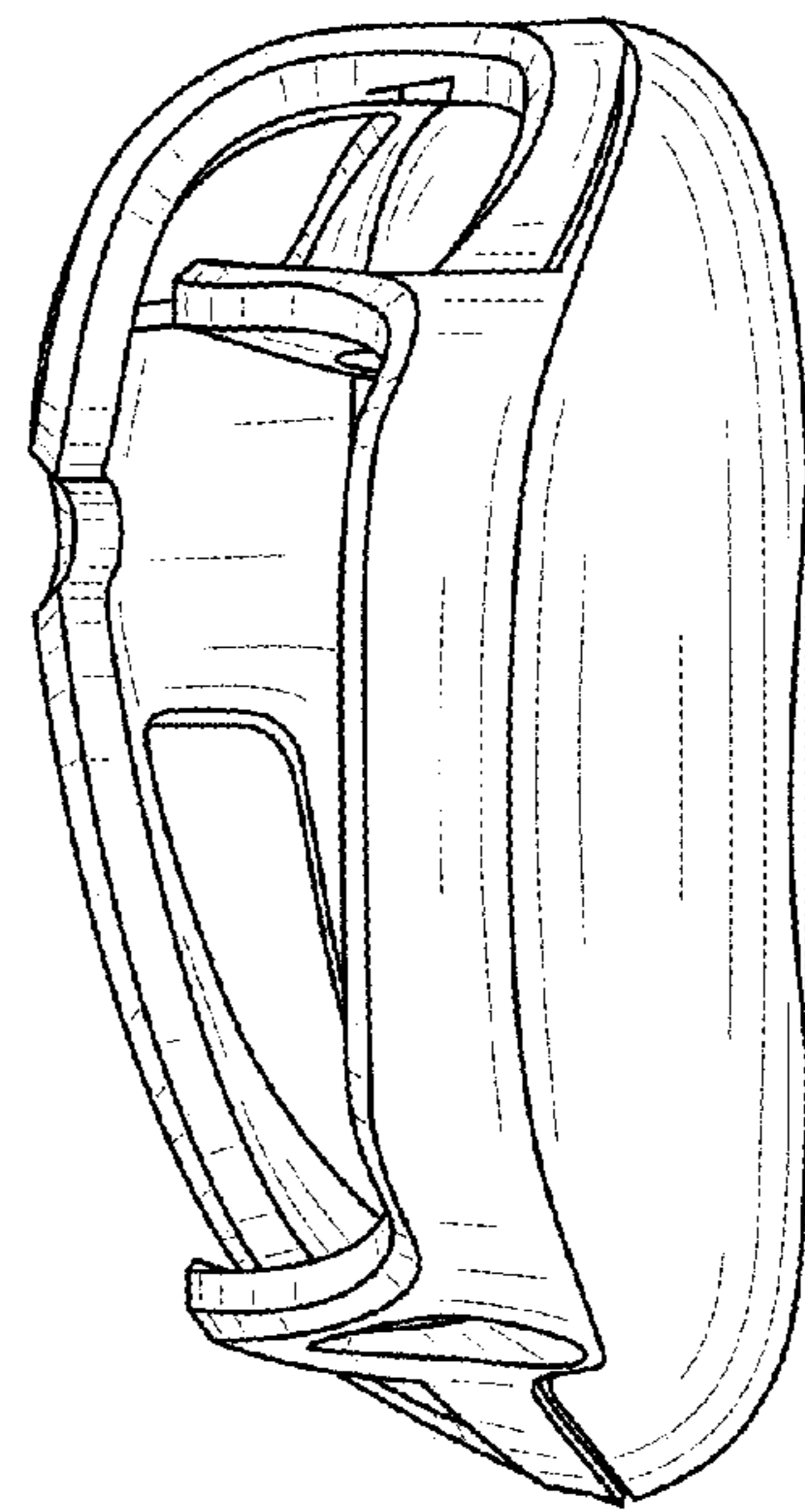


FIG. 6