

US00D681909S

(12) **United States Design Patent**  
**Peterson et al.**

(10) **Patent No.:** **US D681,909 S**  
(45) **Date of Patent:** **\*\* May 14, 2013**

(54) **EDIBLE SPOON**

(75) Inventors: **Scott David Peterson**, Spring Lake, MI  
(US); **Clara Grainne Eleanor O'Connor**, Helsingborg (SE)

(73) Assignee: **Societe des Produits Nestle, S.A.**, Vevey  
(CH)

(\*\*) Term: **14 Years**

(21) Appl. No.: **29/414,790**

(22) Filed: **Mar. 2, 2012**

(51) **LOC (9) Cl.** ..... **01-01**

(52) **U.S. Cl.**  
USPC ..... **D1/123**

(58) **Field of Classification Search** ..... D1/100-130,  
D1/199; D7/566, 637; D21/725; D14/191,  
D14/480.5, 484.1; 426/92, 94, 95, 99, 101,  
426/138-139, 143, 279, 282, 283, 391, 514;  
D10/46.2; 30/120.1; D9/425, 529; D11/146;  
D24/101-104

See application file for complete search history.

(56) **References Cited**

U.S. PATENT DOCUMENTS

D193,541 S \* 9/1962 Gordon ..... D1/123  
D193,542 S \* 9/1962 Gordon ..... D1/123  
D243,025 S \* 1/1977 Sickul ..... D27/120

4,317,281 A \* 3/1982 Yowa ..... 30/120.2  
D274,684 S \* 7/1984 Norton ..... D7/637  
D395,060 S \* 6/1998 Walsh ..... D21/386  
D551,918 S \* 10/2007 Laib ..... D7/691  
D570,649 S \* 6/2008 Luft ..... D7/566  
D572,429 S \* 7/2008 Haas et al. .... D1/128  
D604,107 S \* 11/2009 Haas ..... D7/566  
D604,928 S \* 12/2009 Adamson et al. .... D1/127  
D674,711 S \* 1/2013 Robbins et al. .... D10/46.2  
D676,216 S \* 2/2013 Peterson et al. .... D1/128

\* cited by examiner

*Primary Examiner* — Barbara Fox

*Assistant Examiner* — Katie Mroczka

(74) *Attorney, Agent, or Firm* — Gary M. Lobel


(57) **CLAIM**

The ornamental design for an edible spoon, as shown and described.

**DESCRIPTION**

FIG. 1 is a top view of our new design for an edible spoon.  
FIG. 2 is a front view of our new design for an edible spoon,  
the rear view being a mirror image thereof.  
FIG. 3 is a bottom view of our new design for an edible spoon.  
FIG. 4 is a left view of our new design for an edible spoon.  
FIG. 5 is a right view of our new design for an edible spoon;  
and,  
FIG. 6 is a perspective view showing the top, left and front  
sides of our new design for an edible spoon.

**1 Claim, 2 Drawing Sheets**






FIG. 1




FIG. 2

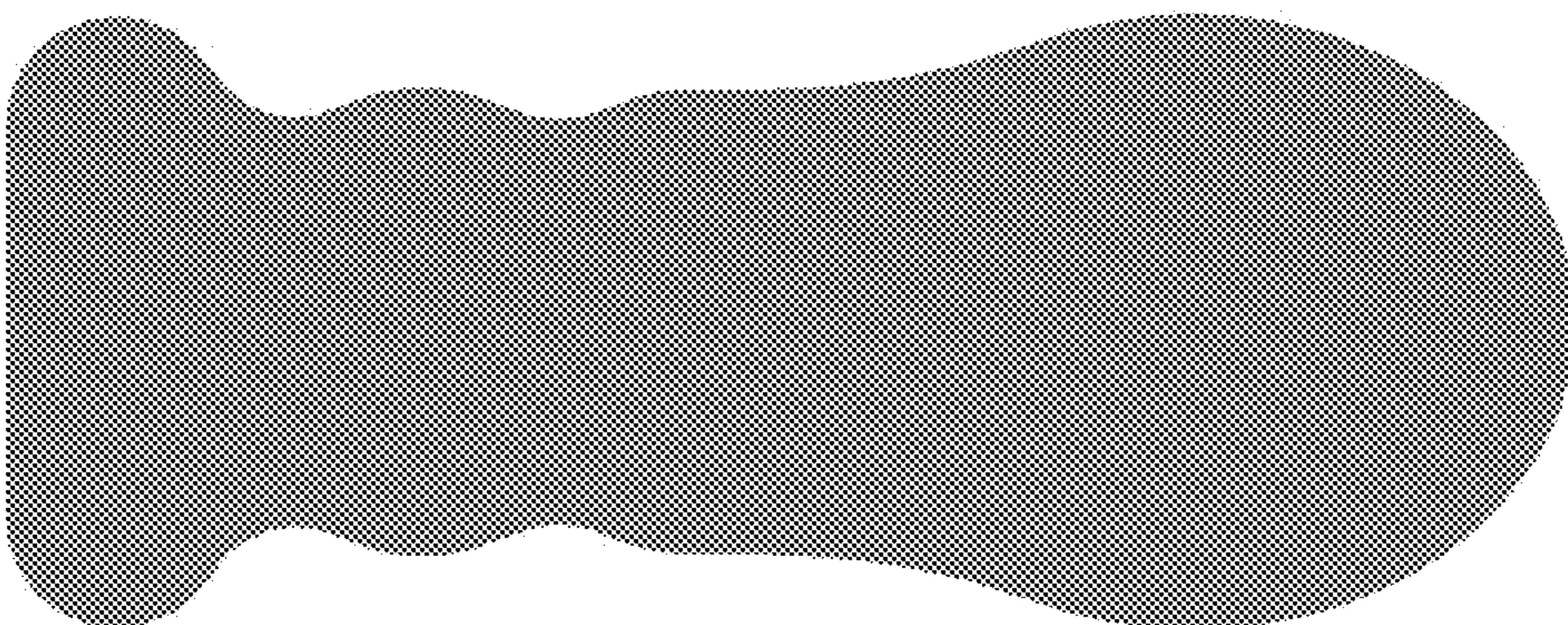


FIG. 3




FIG. 4




FIG. 5




FIG. 6