



US00D681905S

(12) **United States Design Patent**
Hartman

(10) **Patent No.:** **US D681,905 S**

(45) **Date of Patent:** **** May 7, 2013**

(54) **GRAVESITE BORDER**

(76) **Inventor:** **Edgar J. Hartman**, Swoyersville, PA
(US)

(**) **Term:** **14 Years**

(21) **Appl. No.:** **29/408,875**

(22) **Filed:** **Dec. 16, 2011**

(51) **LOC (9) Cl.** **25-03**

(52) **U.S. Cl.**
USPC **D99/20**

(58) **Field of Classification Search** D99/20,
D99/17, 1, 8, 10; D25/113; 47/31, 32, 33,
47/32.4, 25; 52/102, 103, 104; 40/124.5;
27/1

See application file for complete search history.

(56) **References Cited**

U.S. PATENT DOCUMENTS

528,193	A *	10/1894	Van Amringe	52/103
619,352	A *	2/1899	Schaefer	47/33
1,235,520	A *	7/1917	Kirfman	47/32.4
D55,064	S *	5/1920	Lutz	D99/20
1,851,710	A *	3/1932	Lefevre	52/102
1,916,494	A *	7/1933	Schrickel	47/33
2,115,868	A *	5/1938	McIntosh	52/102
2,909,328	A *	10/1959	Babyak	239/268
3,287,851	A *	11/1966	Cramer	47/32
3,353,615	A *	11/1967	Nekimken	177/245
3,396,488	A *	8/1968	Ries	47/33
3,484,989	A *	12/1969	Lazinsky	47/33
3,529,380	A *	9/1970	Carmichael	47/33
3,545,128	A *	12/1970	La Fontaine et al.	47/33

3,848,358	A *	11/1974	Messmer	47/69
4,201,307	A *	5/1980	Malloy	220/62
4,219,941	A *	9/1980	Hair	34/93
4,858,378	A *	8/1989	Helmy	47/33
4,869,018	A *	9/1989	Scales et al.	47/33
4,897,955	A *	2/1990	Winsor	47/33
5,063,708	A *	11/1991	Smith	47/33
5,437,127	A *	8/1995	Ha	52/103
D367,146	S *	2/1996	Ha	D99/20
6,173,906	B1 *	1/2001	Von Kerens	239/273

* cited by examiner

Primary Examiner — Paula Greene

(74) *Attorney, Agent, or Firm* — QuickPatents; Kevin Prince

(57) **CLAIM**

I claim the ornamental design for a gravesite border, as shown and described.

DESCRIPTION

FIG. 1 is a perspective view of a gravesite border showing my new design, the gravesite border is drawn broken away for indeterminate length;

FIG. 2 is a top plan view thereof, the bottom plan view being a mirror image thereof;

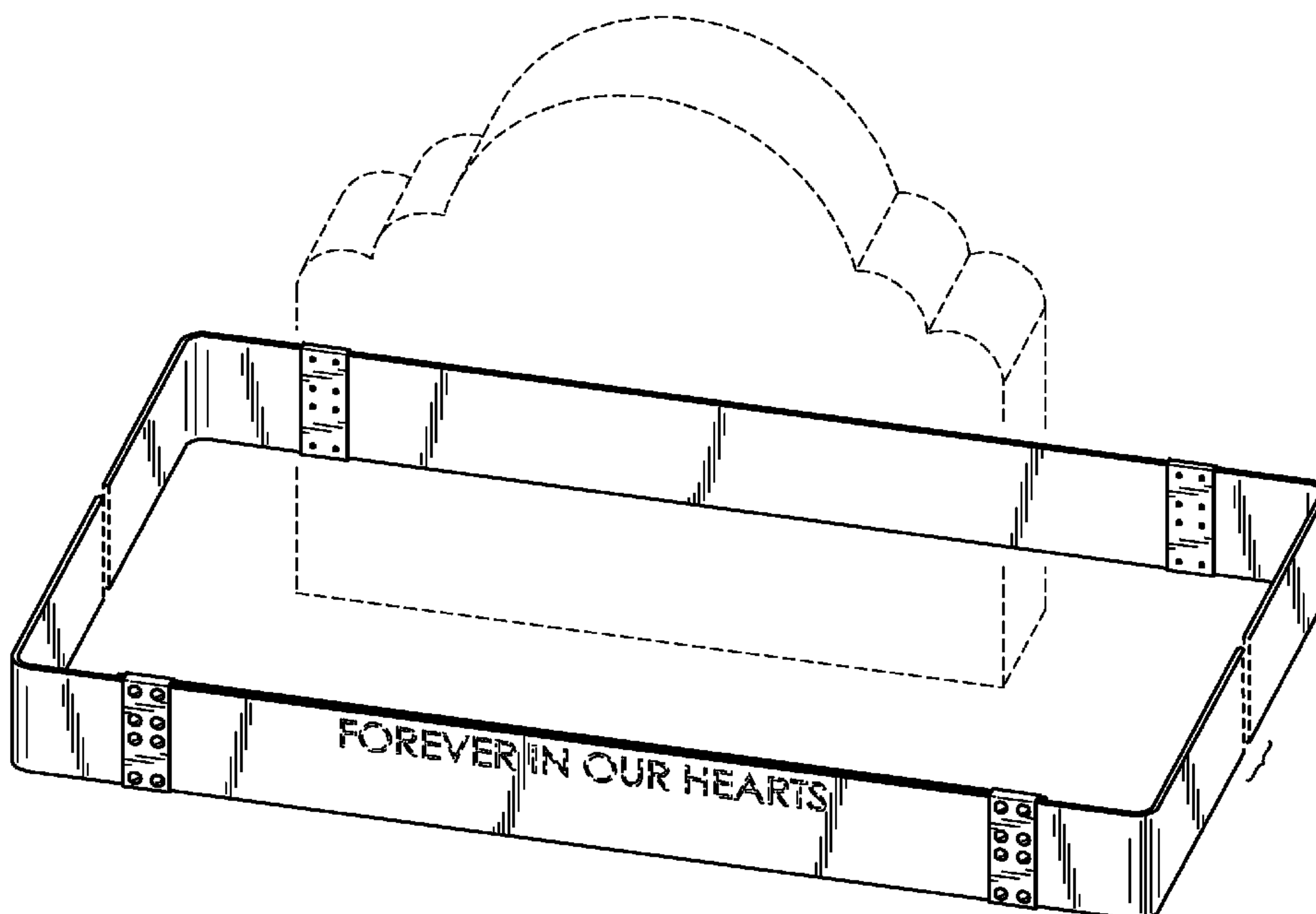
FIG. 3 is a front elevational view thereof;

FIG. 4 is a rear elevational view thereof; and,

FIG. 5 is a left-side elevational view thereof, the right-side elevational view being a mirror image thereof.

The broken lines showing a grave marker in FIG. 1 and a written sentiment in FIGS. 1 and 3 depict environmental matter and form no part of the claimed design. Portions of the design between the break lines form no part of the claimed design.

1 Claim, 3 Drawing Sheets



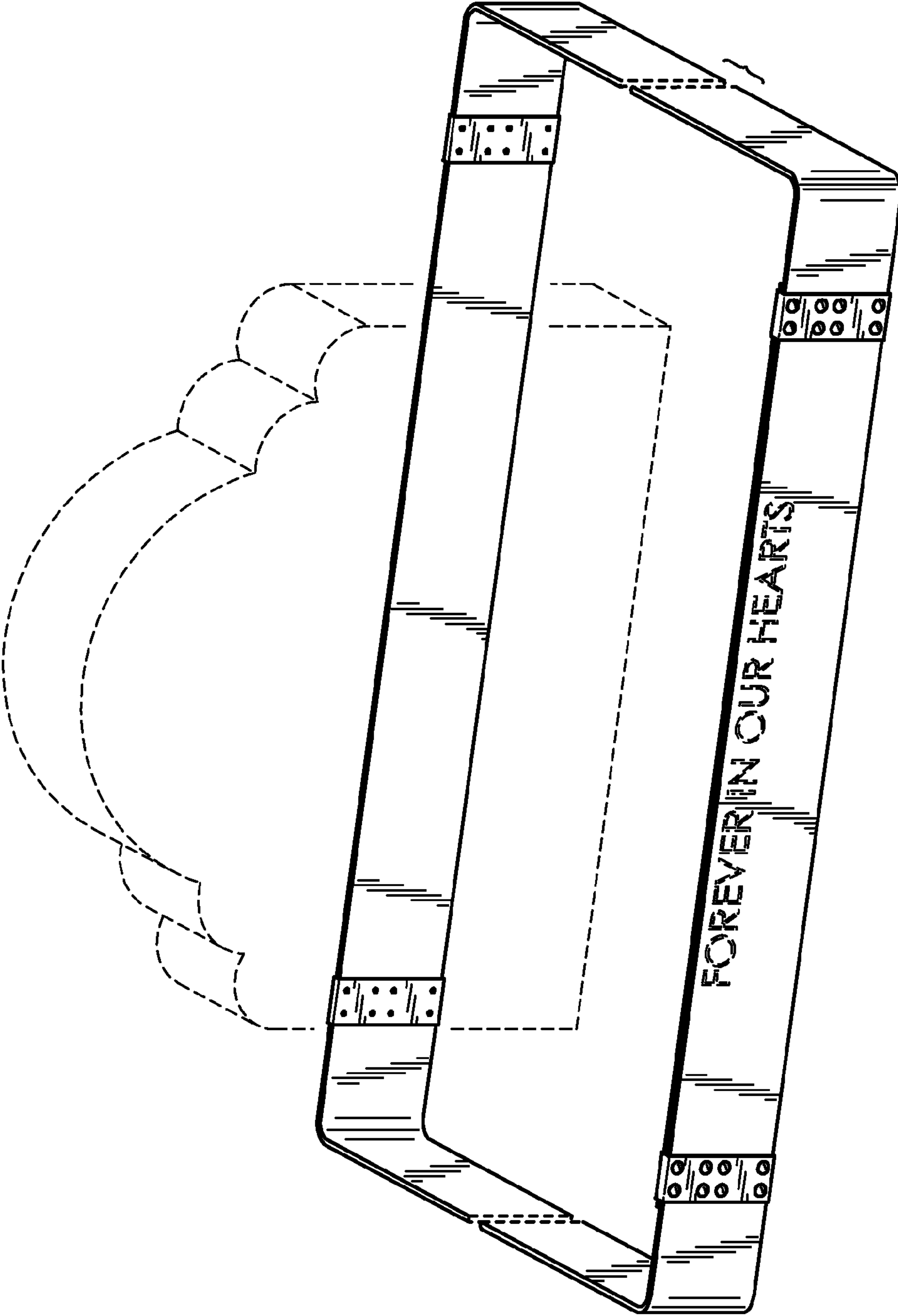


FIG. 1




FIG. 2

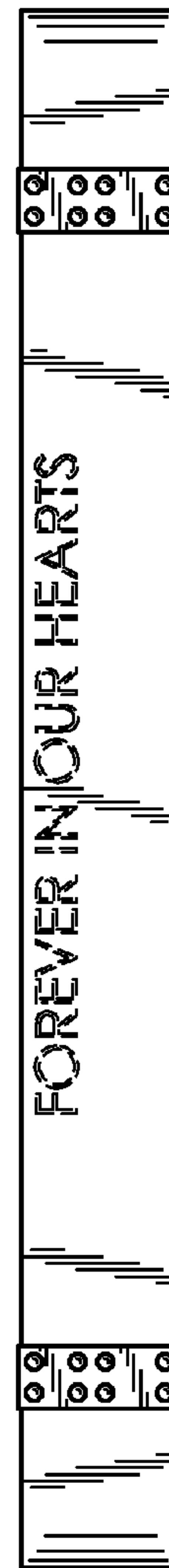


FIG. 3




FIG. 4

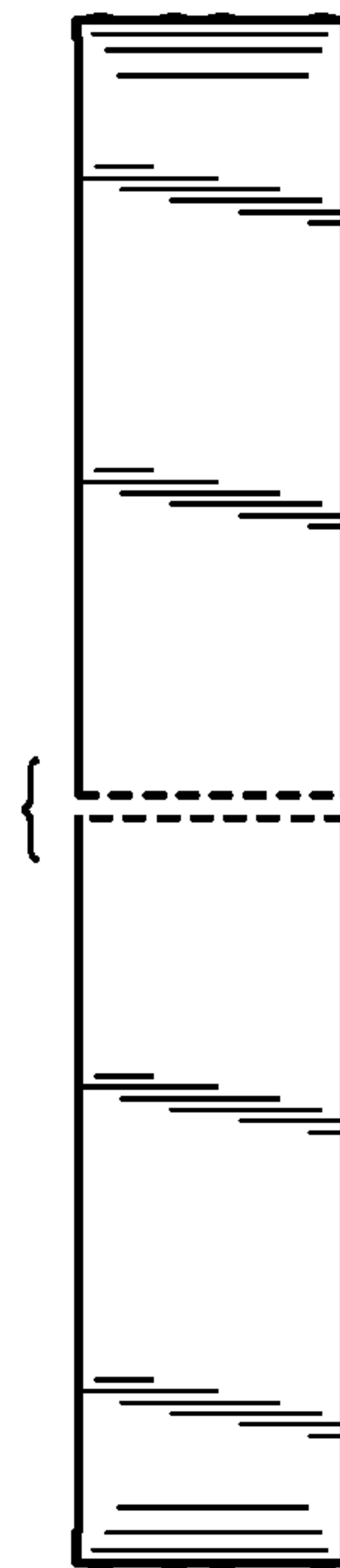


FIG. 5