



US00D681829S

(12) **United States Design Patent**
Shinohara et al.

(10) **Patent No.:** **US D681,829 S**

(45) **Date of Patent:** **** May 7, 2013**

(54) **MEDICAL PROBE**

(75) Inventors: **Noriyuki Shinohara**, Ehime (JP); **Akira Onoda**, Ehime (JP); **Hiroshi Takano**, Ehime (JP); **Tamotsu Senda**, Ehime (JP)

(73) Assignee: **Panasonic Corporation**, Osaka (JP)

(**) Term: **14 Years**

(21) Appl. No.: **29/428,610**

(22) Filed: **Aug. 1, 2012**

(30) **Foreign Application Priority Data**

Feb. 2, 2012 (JP) 2012-002090

(51) **LOC (9) Cl.** **24-01**

(52) **U.S. Cl.**
USPC **D24/186**

(58) **Field of Classification Search** D24/138,
D24/144, 155, 156, 167, 186-187, 200, 231,
D24/158; D10/57, 60, 80, 103; 600/437,
600/459, 464, 443; 606/70-71, 166, 246-249,
606/258, 267, 280, 286, 283, 299, 396, 903,
606/905-906; 607/2, 5, 36, 129; 623/17.11,
623/16.71

See application file for complete search history.

(56) **References Cited**

U.S. PATENT DOCUMENTS

D316,376 S * 4/1991 Dubut D10/60
D387,867 S * 12/1997 Henderson et al. D24/187
D389,918 S 1/1998 Ninomiya et al.
D392,044 S * 3/1998 Mesaros et al. D24/186
5,897,503 A * 4/1999 Lyon et al. 600/459
D545,433 S * 6/2007 Messerly et al. D24/158
D555,252 S 11/2007 Kitayama et al.

D609,352 S * 2/2010 Kitayama D24/186
D616,990 S * 6/2010 Suzuki D24/186
D619,266 S * 7/2010 Sakai D24/186
D622,401 S * 8/2010 Suzuki D24/187

FOREIGN PATENT DOCUMENTS

JP D997672 S 12/1997
JP D1020387 S 9/1998
JP D1128467 S 12/2001
JP D1128810 S 12/2001
JP D1128811 S 12/2001
JP D1138541 S 4/2002
JP D1177117 S 6/2003
JP D1299883 S 5/2007

* cited by examiner

Primary Examiner — T. Chase Nelson

Assistant Examiner — Mark Cavanna

(74) *Attorney, Agent, or Firm* — Brinks Hofer Gilson & Lione

(57) **CLAIM**

We claim the ornamental design for a medical probe, as shown and described.

DESCRIPTION

FIG. 1 is a front perspective view of a medical probe of the present invention;

FIG. 2 is a front view thereof;

FIG. 3 is a rear view thereof;

FIG. 4 is a first side view thereof;

FIG. 5 is a second side view thereof;

FIG. 6 is a top view thereof; and,

FIG. 7 is a bottom view thereof.

The broken lines shown represent unclaimed subject matter and form no part of the claimed design. Additionally, the unevenly broken lines in the drawings define the limits of the claimed design.

1 Claim, 7 Drawing Sheets

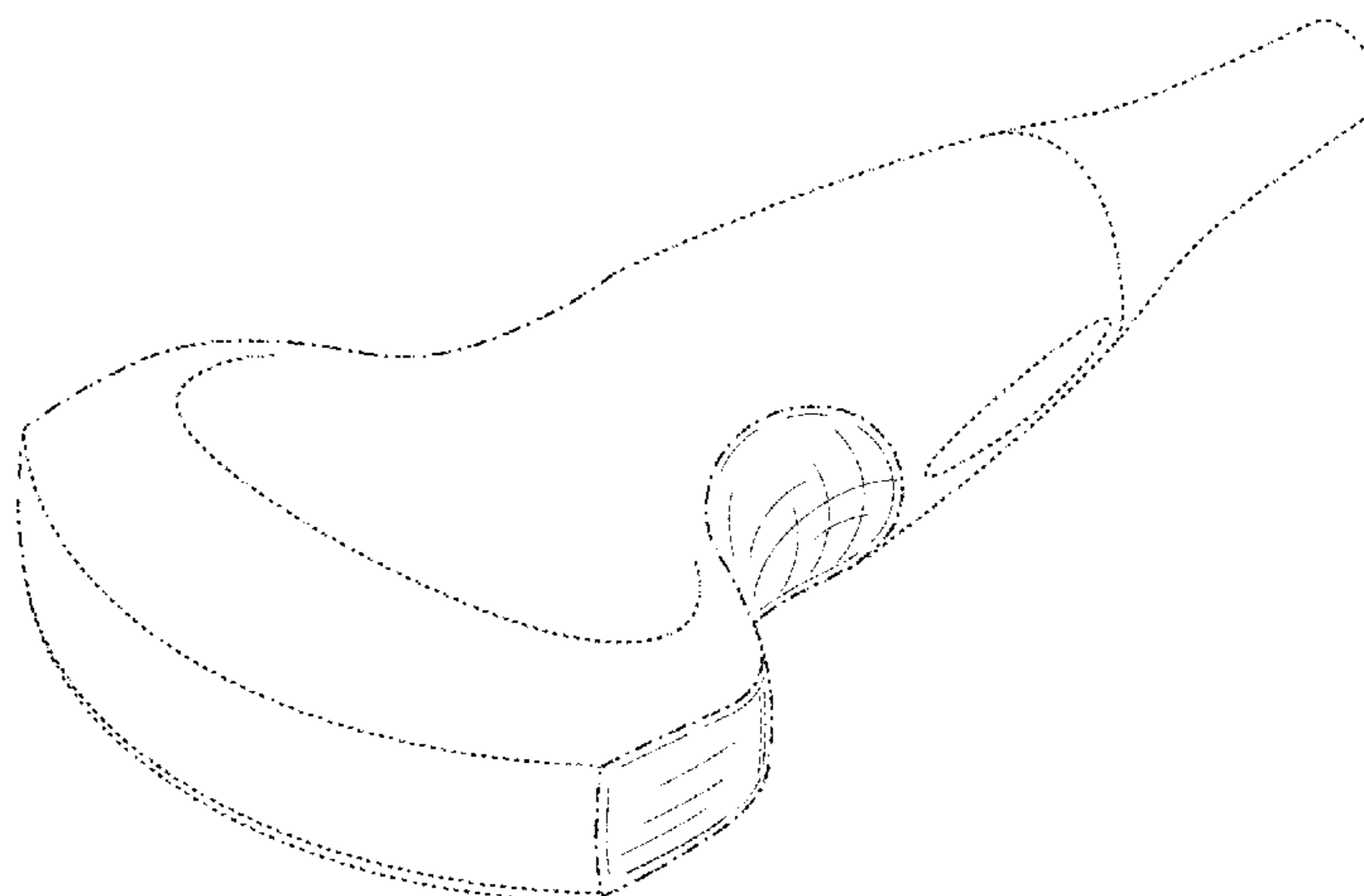


FIG. 1

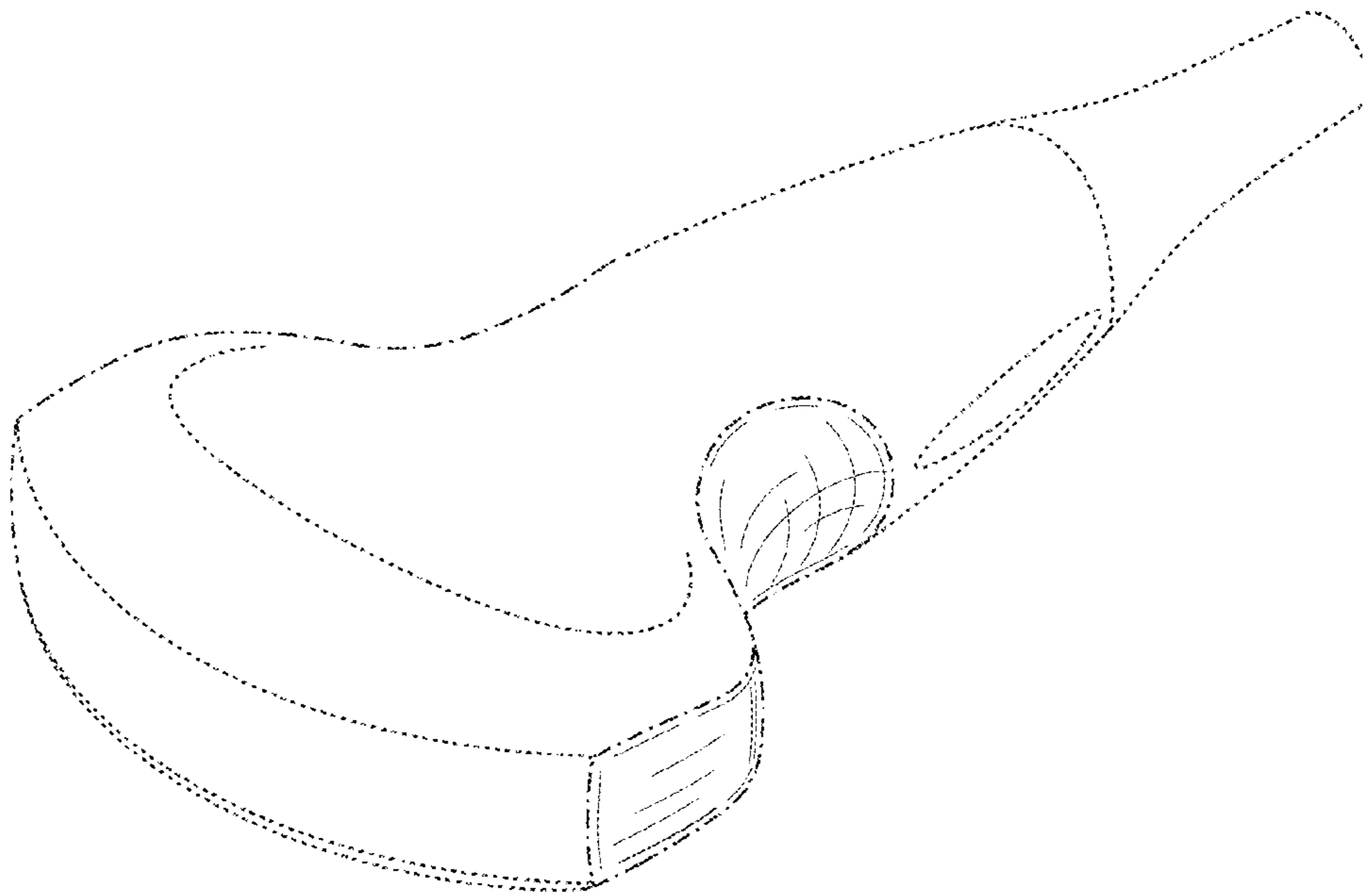


FIG.2

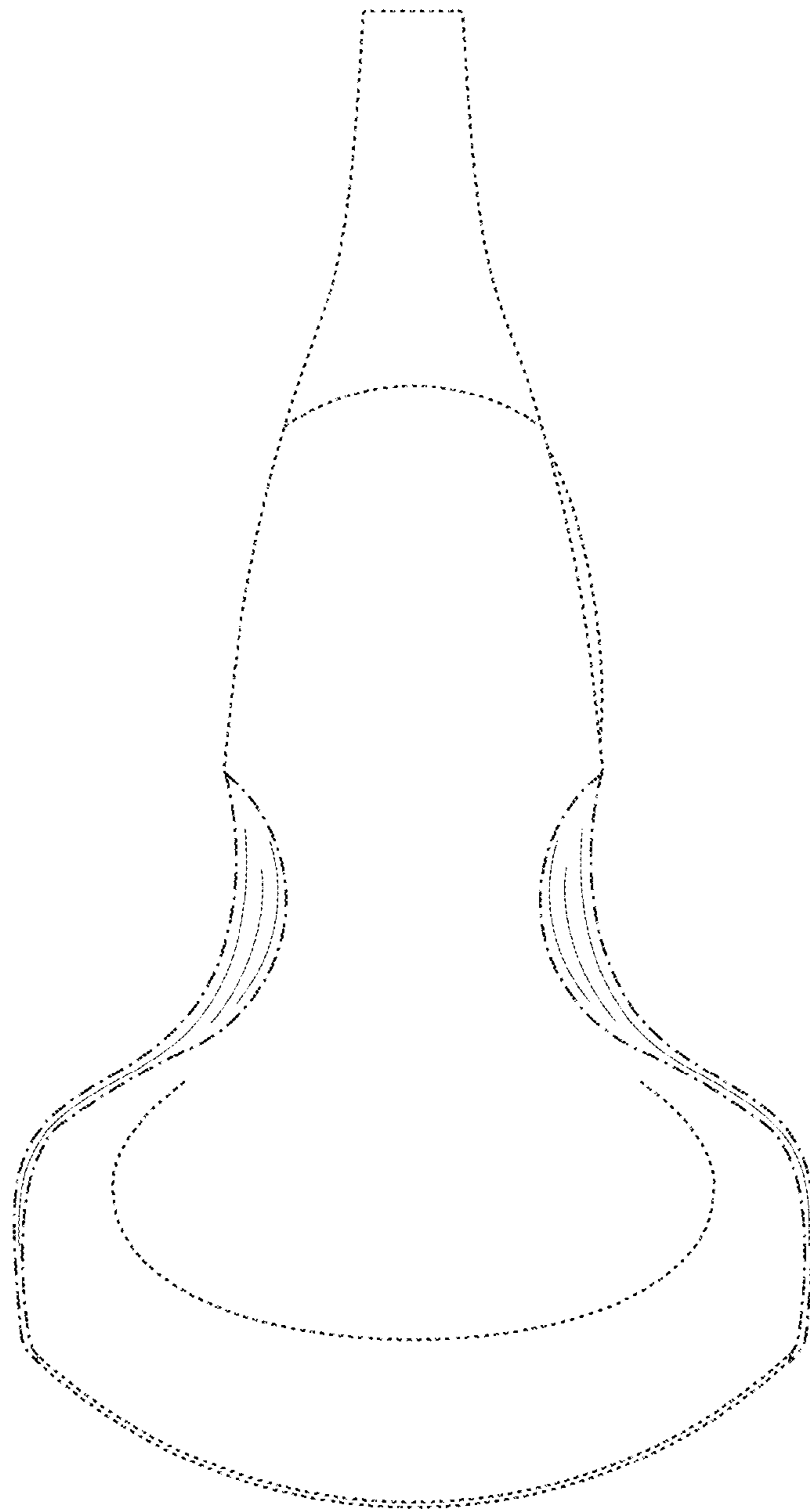


FIG.3

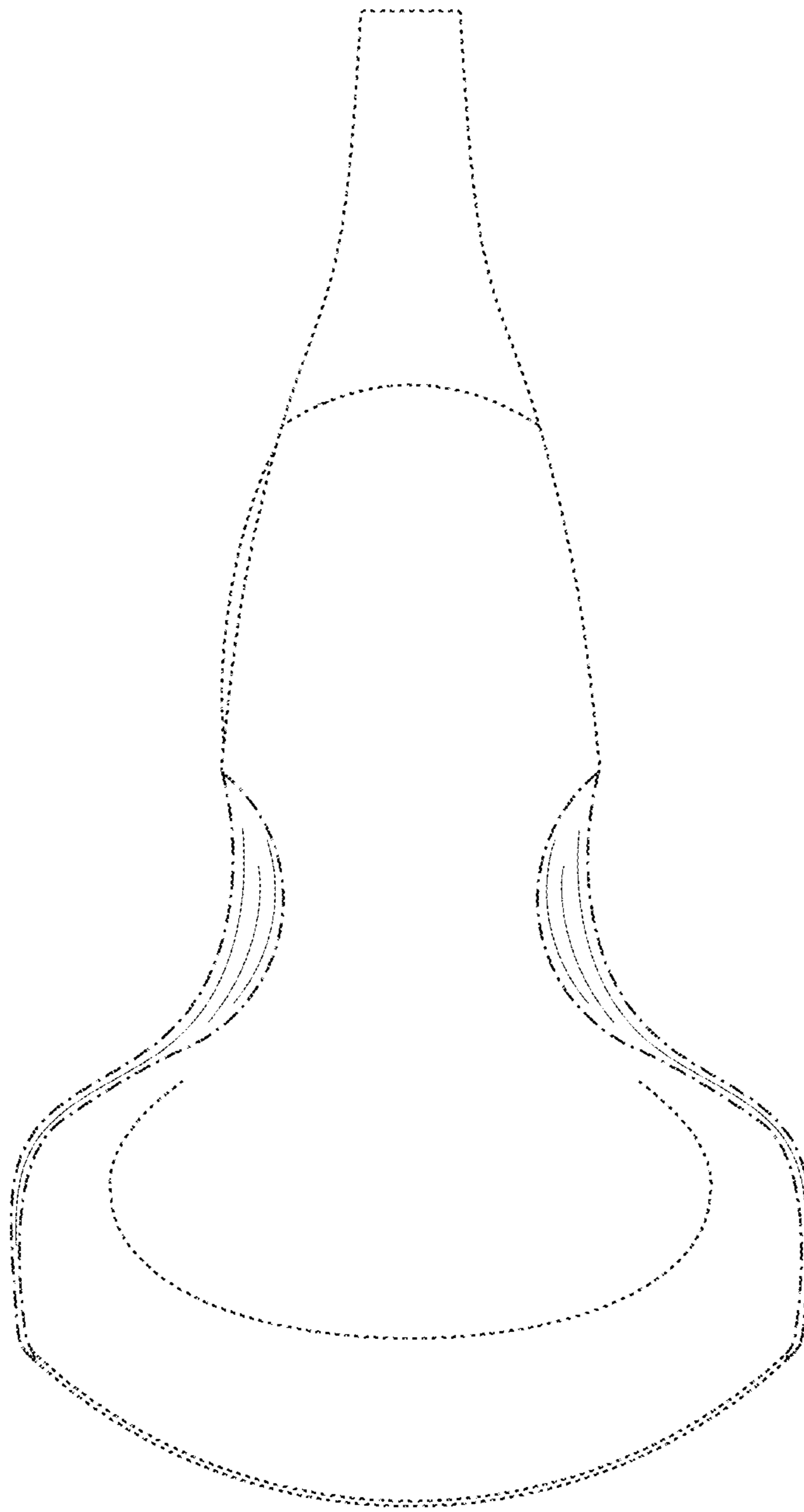


FIG.4

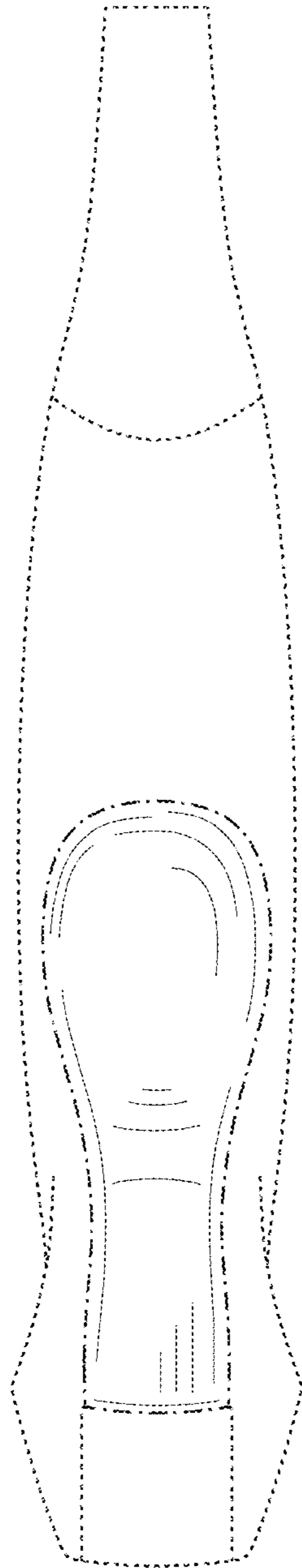


FIG.5

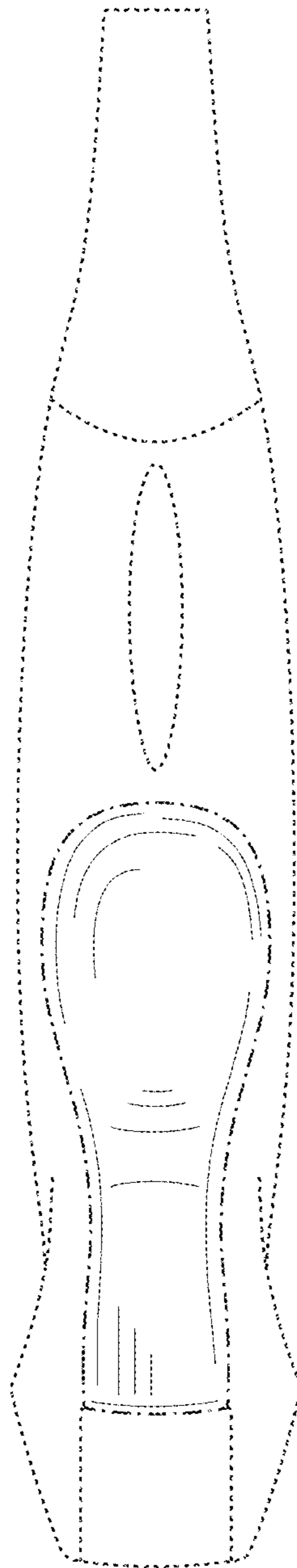


FIG.6

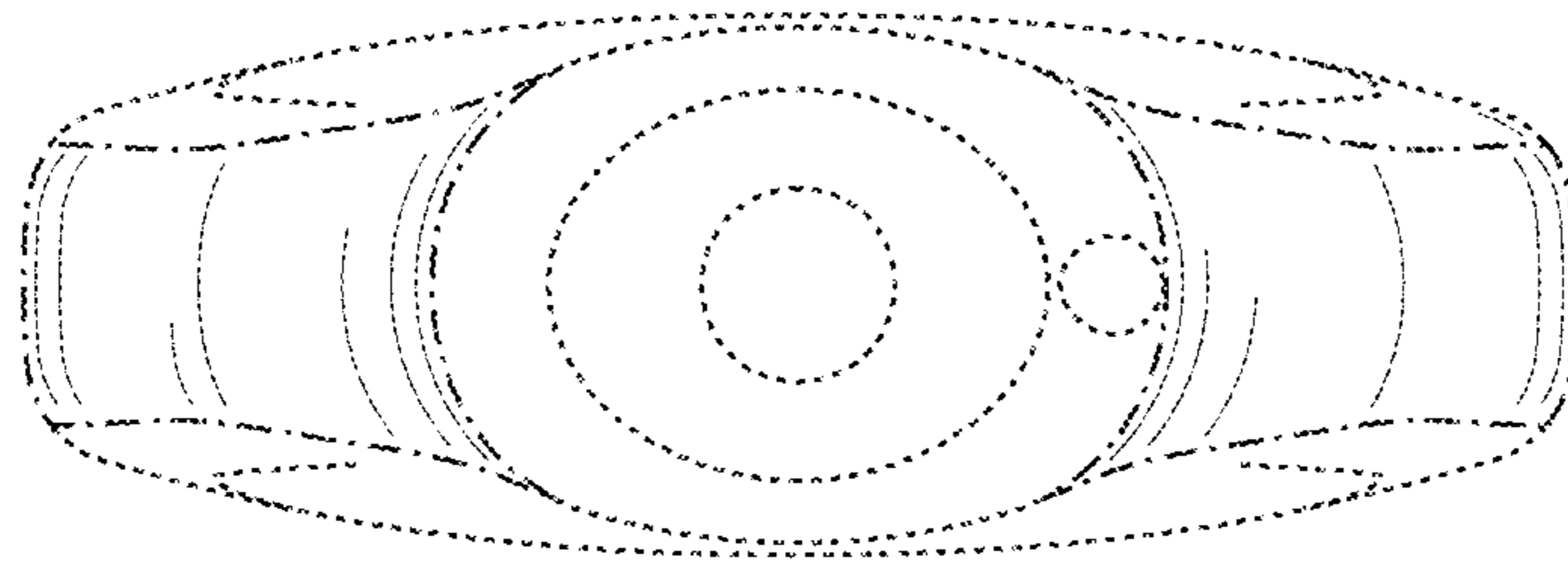


FIG.7

