



US00D681824S

(12) **United States Design Patent**  
**Shinohara et al.**

(10) **Patent No.:** **US D681,824 S**

(45) **Date of Patent:** **\*\* May 7, 2013**

(54) **MEDICAL PROBE**

(75) Inventors: **Noriyuki Shinohara**, Ehime (JP); **Akira Onoda**, Ehime (JP); **Ryosuke Tani**, Ehime (JP)

(73) Assignee: **Panasonic Corporation**, Osaka (JP)

(\*\*) Term: **14 Years**

(21) Appl. No.: **29/428,466**

(22) Filed: **Jul. 31, 2012**

(30) **Foreign Application Priority Data**

Feb. 2, 2012 (JP) ..... 2012-002083

(51) **LOC (9) Cl.** ..... **24-01**

(52) **U.S. Cl.**  
USPC ..... **D24/186**

(58) **Field of Classification Search** ..... D24/138,  
D24/144, 155, 156, 167, 186-187, 200, 231,  
D24/158; D10/57, 60, 80, 103; 600/437,  
600/459, 464, 443; 606/70-71, 166, 246-249,  
606/258, 267, 280, 286, 283, 299, 396, 903,  
606/905-906; 607/2, 5, 36, 129; 623/17.11,  
623/16.71

See application file for complete search history.

(56) **References Cited**

**U.S. PATENT DOCUMENTS**

D316,376 S \* 4/1991 Dubut ..... D10/60  
5,213,103 A \* 5/1993 Martin et al. .... 600/443  
D389,918 S \* 1/1998 Ninomiya et al. .... D24/186  
D390,959 S \* 2/1998 Mesaros et al. .... D24/186

D392,044 S 3/1998 Mesaros et al.  
5,897,503 A \* 4/1999 Lyon et al. .... 600/459  
D545,433 S \* 6/2007 Messerly et al. .... D24/158  
D555,252 S \* 11/2007 Kitayama et al. .... D24/186  
D609,352 S \* 2/2010 Kitayama ..... D24/186  
D619,266 S \* 7/2010 Sakai ..... D24/186  
D622,401 S \* 8/2010 Suzuki ..... D24/187

**FOREIGN PATENT DOCUMENTS**

JP D1133881 S 2/2002  
JP D1314934 S 11/2007  
JP D1329228 S 5/2008  
JP D1387378 S 5/2010

\* cited by examiner

*Primary Examiner* — T. Chase Nelson

*Assistant Examiner* — Mark Cavanna

(74) *Attorney, Agent, or Firm* — Brinks Hofer Gilson & Lione

(57) **CLAIM**

We claim the ornamental design for a medical probe, as shown and described.

**DESCRIPTION**

FIG. 1 is a front perspective view of a medical probe of the present invention;

FIG. 2 is a front view thereof;

FIG. 3 is a rear view thereof;

FIG. 4 is a first side view thereof;

FIG. 5 is a second side view thereof;

FIG. 6 is a top view thereof; and,

FIG. 7 is a bottom view thereof.

The broken lines shown represent unclaimed subject matter and form no part of the claimed design.

**1 Claim, 7 Drawing Sheets**

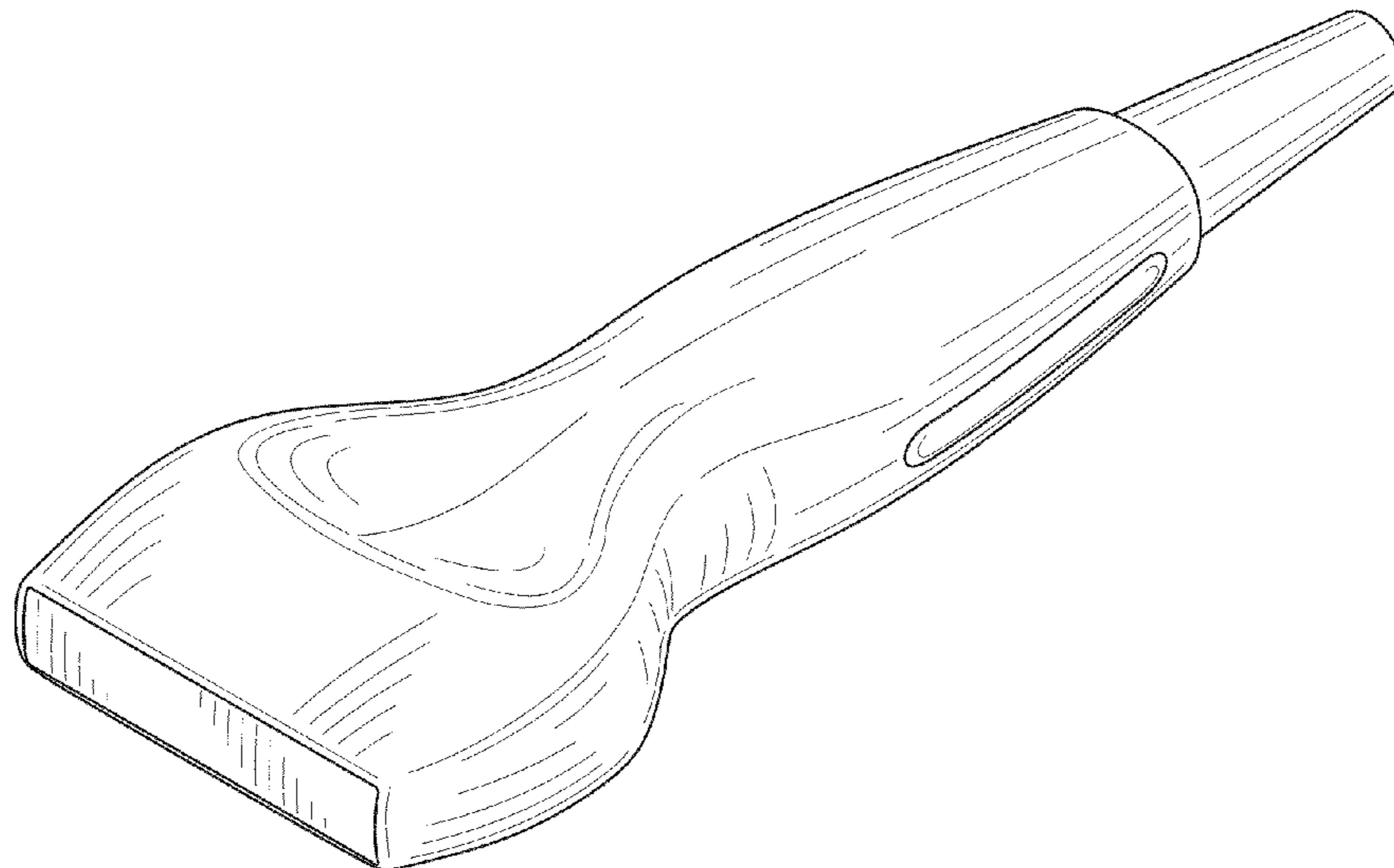


FIG.1

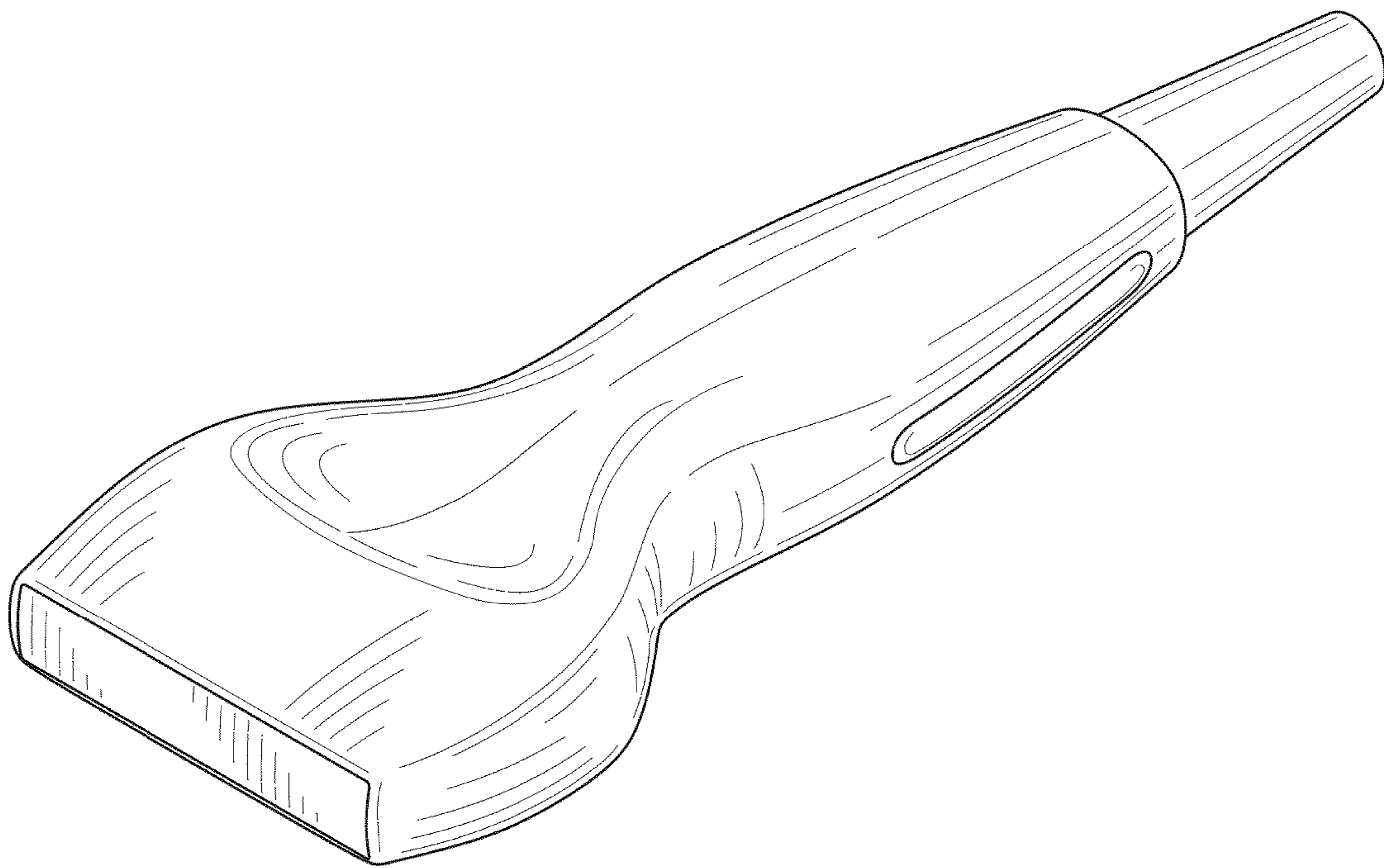


FIG.2

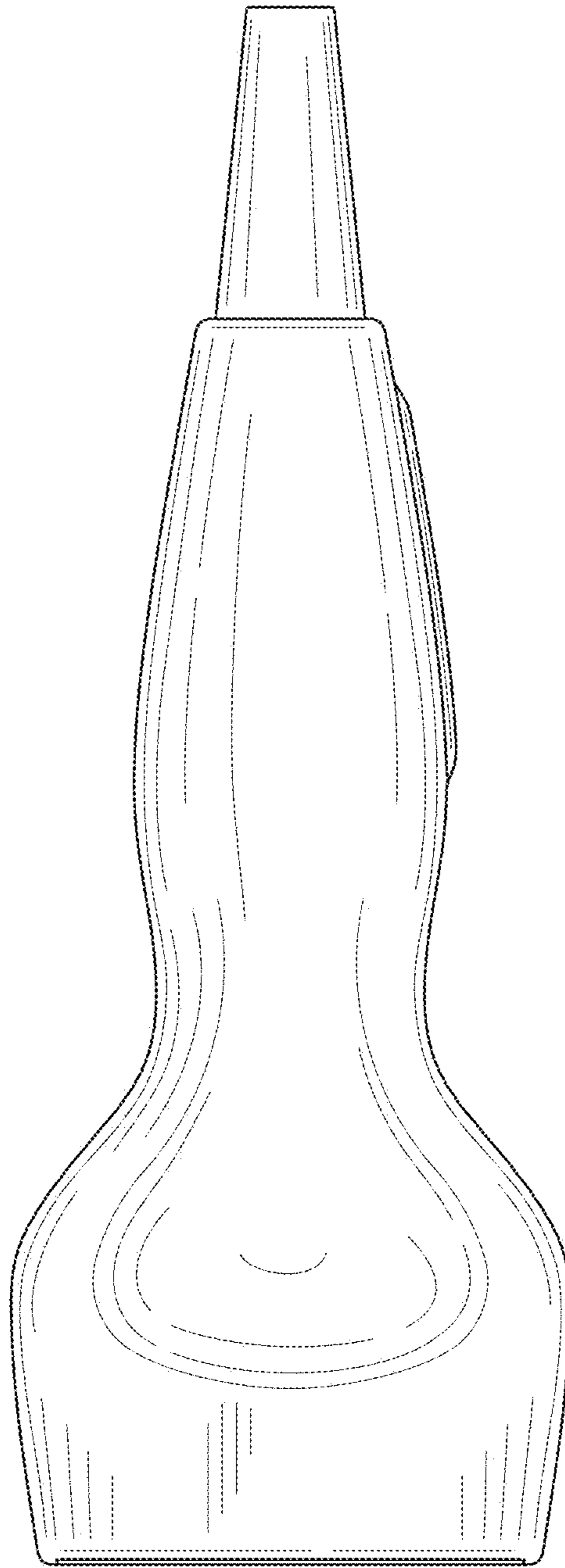


FIG.3

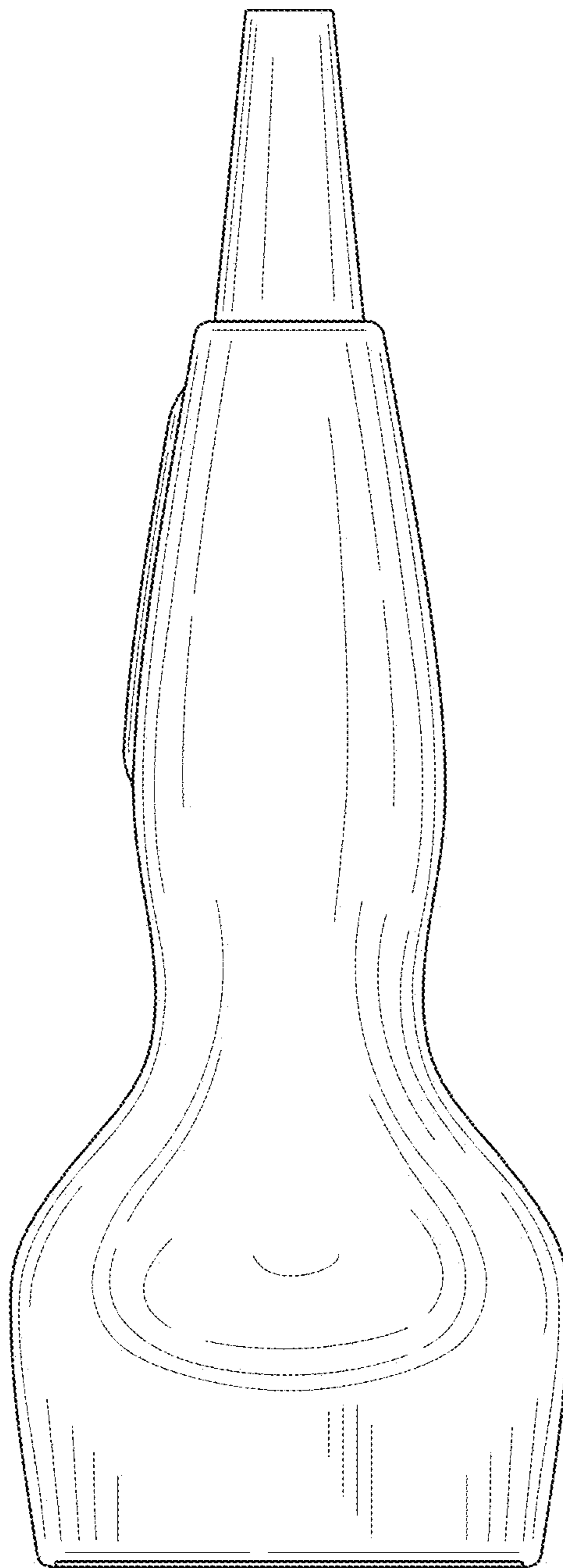


FIG.4

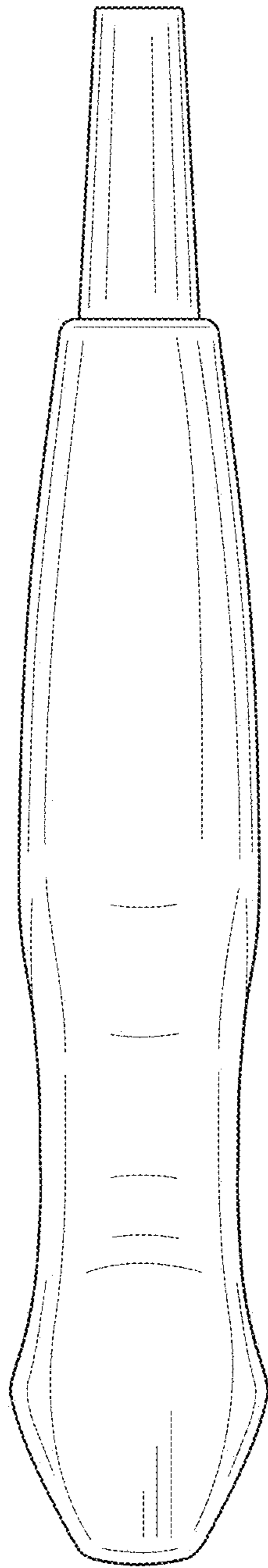


FIG.5

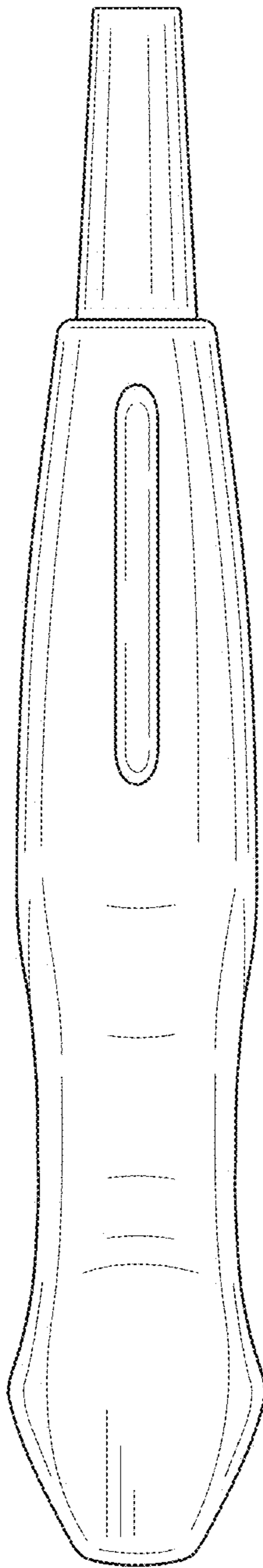


FIG.6

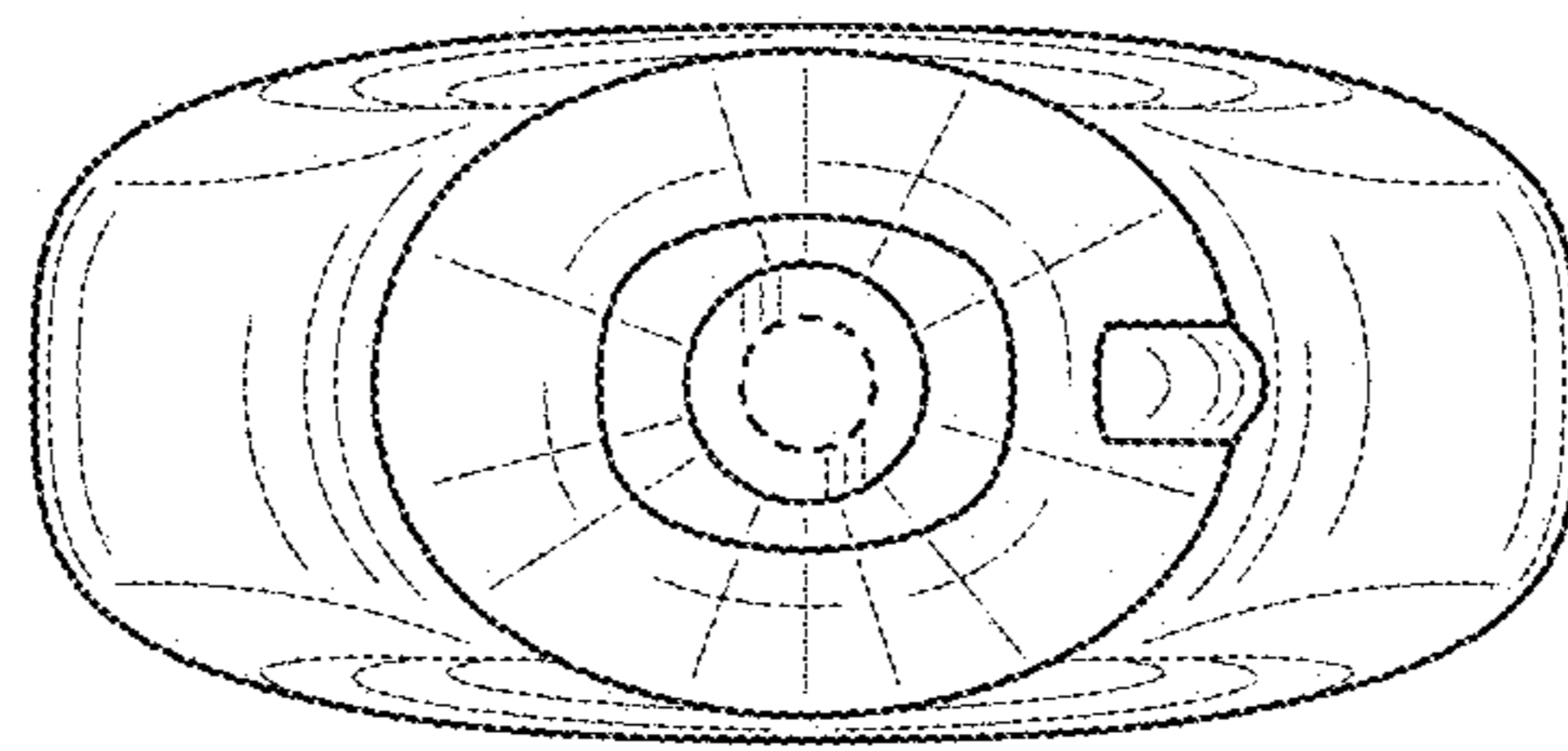


FIG. 7

