



US00D681823S

(12) **United States Design Patent**
Shinohara et al.

(10) **Patent No.:** **US D681,823 S**

(45) **Date of Patent:** **** May 7, 2013**

(54) **MEDICAL PROBE**

(75) Inventors: **Noriyuki Shinohara**, Ehime (JP); **Akira Onoda**, Ehime (JP); **Tamotsu Senda**, Ehime (JP)

(73) Assignee: **Panasonic Corporation**, Osaka (JP)

(**) Term: **14 Years**

(21) Appl. No.: **29/428,354**

(22) Filed: **Jul. 30, 2012**

(30) **Foreign Application Priority Data**

Feb. 2, 2012 (JP) 2012-002082

(51) **LOC (9) Cl.** **24-01**

(52) **U.S. Cl.**
USPC **D24/186**

(58) **Field of Classification Search** D24/138,
D24/144, 155, 156, 167, 186-187, 200, 231,
D24/158; D10/57, 60, 80, 103; 600/437,
600/459, 464, 443; 606/70-71, 166, 246-249,
606/258, 267, 280, 286, 283, 299, 396, 903,
606/905-906; 607/2, 5, 36, 129; 623/17.11,
623/16.71

See application file for complete search history.

(56) **References Cited**

U.S. PATENT DOCUMENTS

D316,376 S * 4/1991 Dubut D10/60
5,213,103 A * 5/1993 Martin et al. 600/443
D389,918 S 1/1998 Ninomiya et al.
D390,959 S * 2/1998 Mesaros et al. D24/186
D392,044 S * 3/1998 Mesaros et al. D24/186
5,897,503 A * 4/1999 Lyon et al. 600/459

D545,433 S * 6/2007 Messerly et al. D24/158
D555,252 S 11/2007 Kitayama et al.
D609,352 S * 2/2010 Kitayama D24/186
D619,266 S * 7/2010 Sakai D24/186
D622,401 S * 8/2010 Suzuki D24/187

FOREIGN PATENT DOCUMENTS

JP D997672 S 12/1997
JP D1020387 S 9/1998
JP D1128467 S 12/2001
JP D1128810 S 12/2001
JP D1128811 S 12/2001
JP D1138541 S 4/2002
JP D1177117 S 6/2003
JP D1299883 S 5/2007

* cited by examiner

Primary Examiner — T. Chase Nelson

Assistant Examiner — Mark Cavanna

(74) *Attorney, Agent, or Firm* — Brinks Hofer Gilson & Lione

(57) **CLAIM**

We claim the ornamental design for a medical probe, as shown and described.

DESCRIPTION

FIG. 1 is a front perspective view of a medical probe of the present invention;

FIG. 2 is a front view thereof;

FIG. 3 is a rear view thereof;

FIG. 4 is a first side view thereof;

FIG. 5 is a second side view thereof;

FIG. 6 is a top view thereof; and,

FIG. 7 is a bottom view thereof.

The broken lines shown represent unclaimed subject matter and form no part of the claimed design.

1 Claim, 7 Drawing Sheets

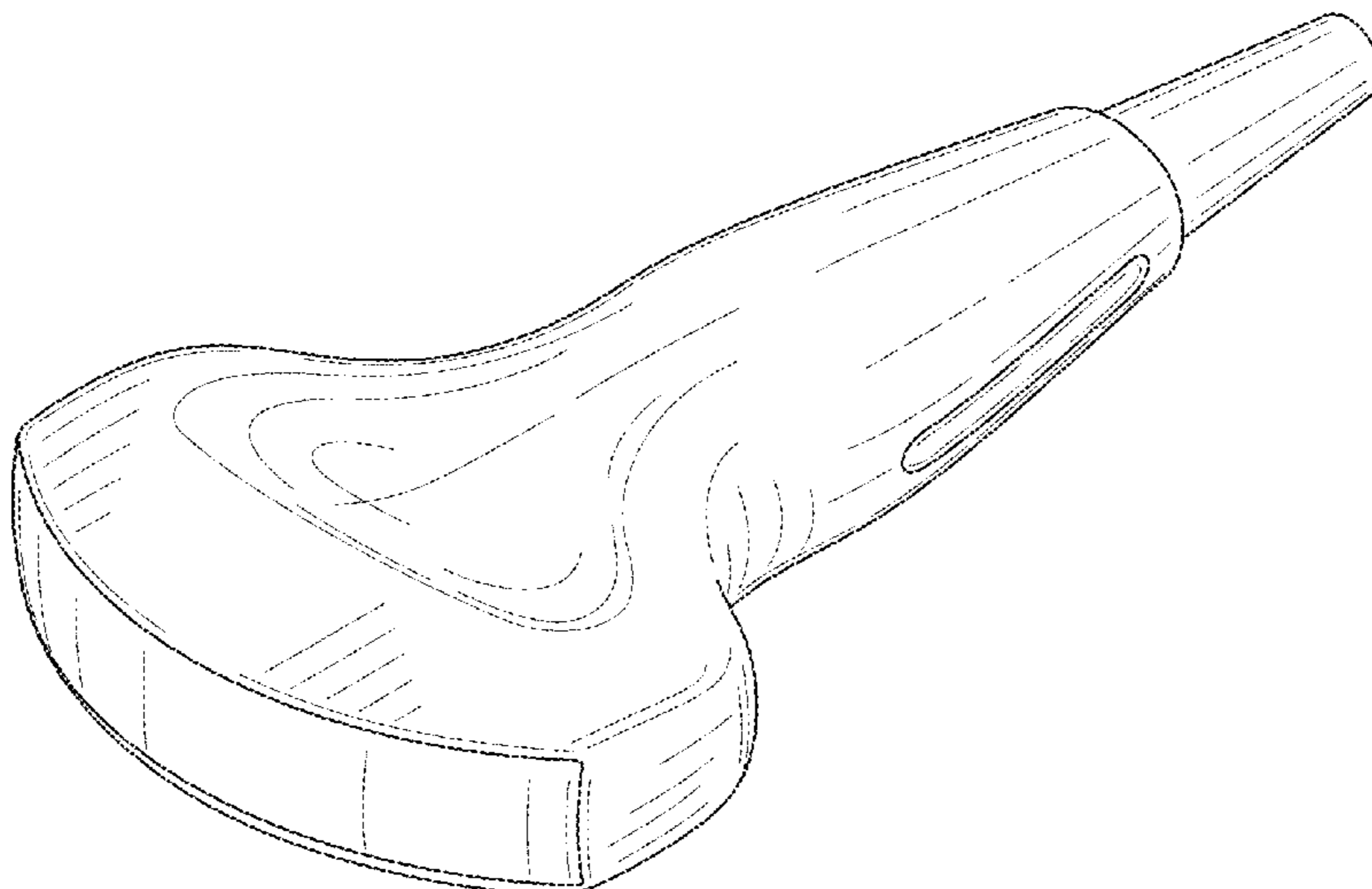


FIG.1

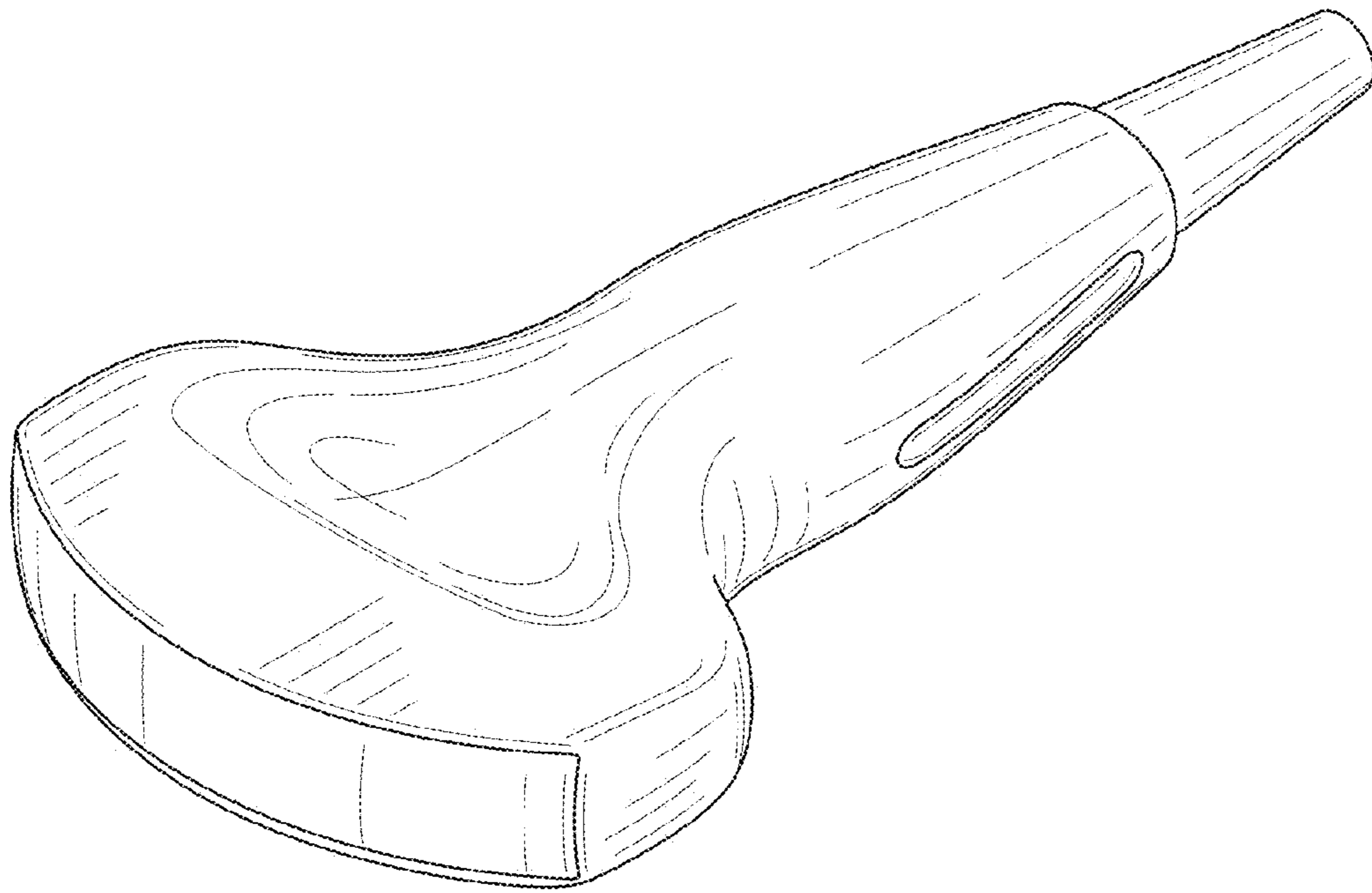


FIG.2



FIG.3

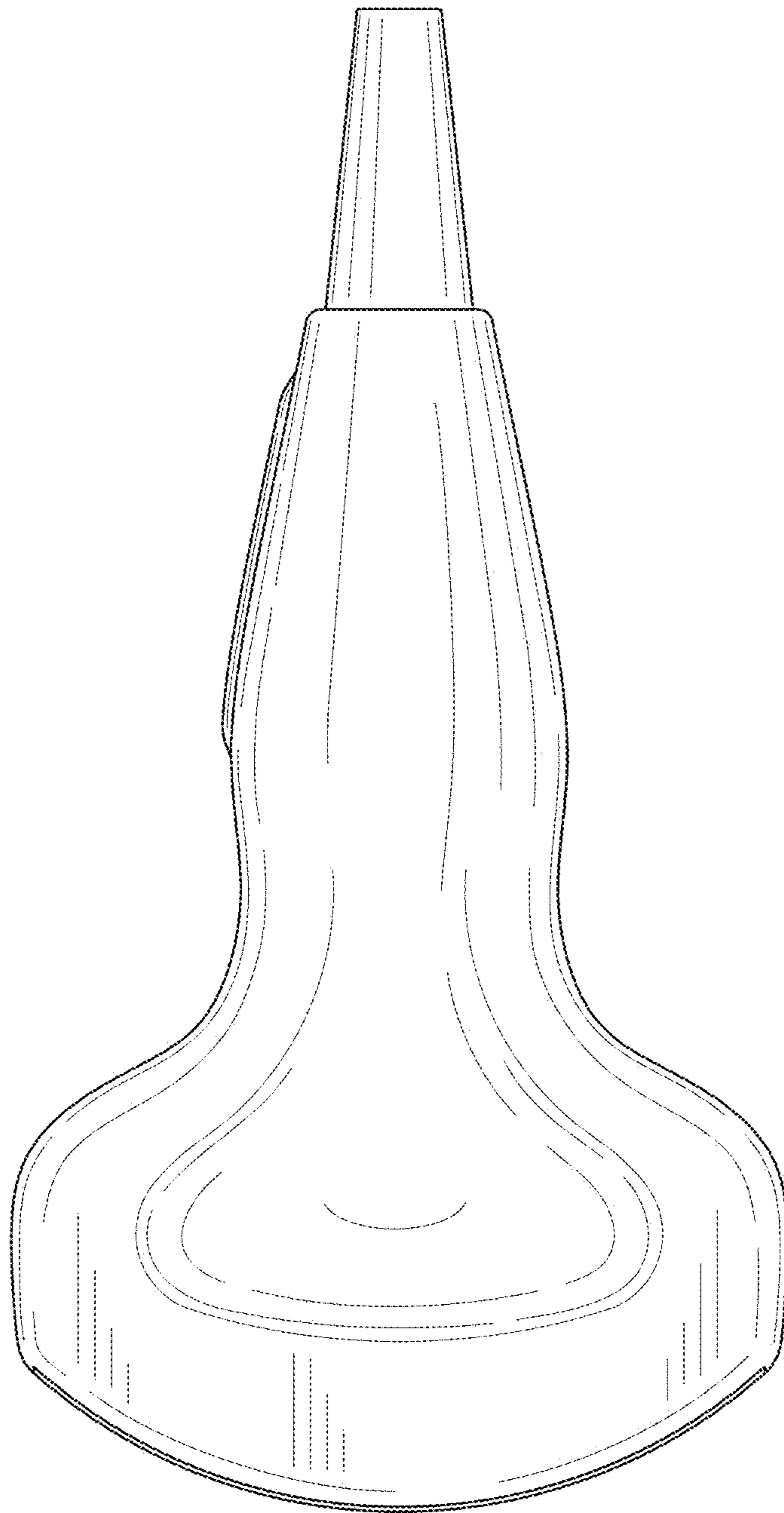


FIG.4

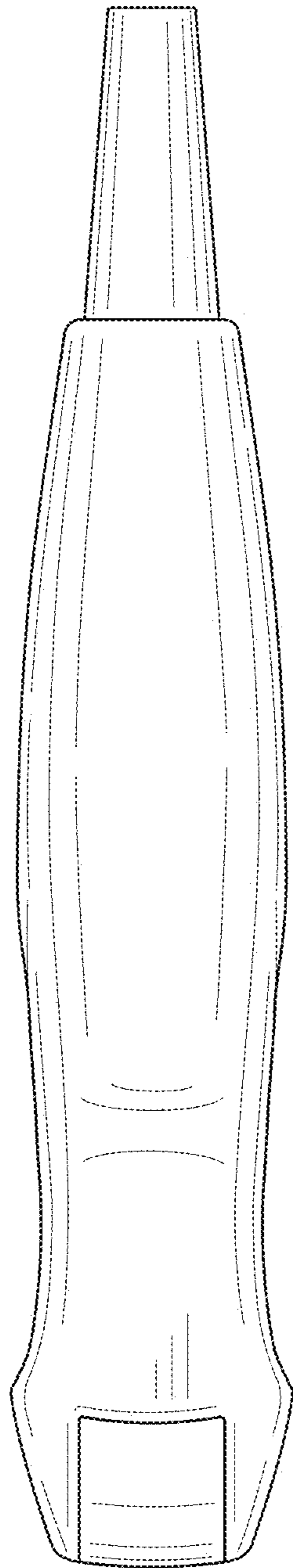


FIG.5

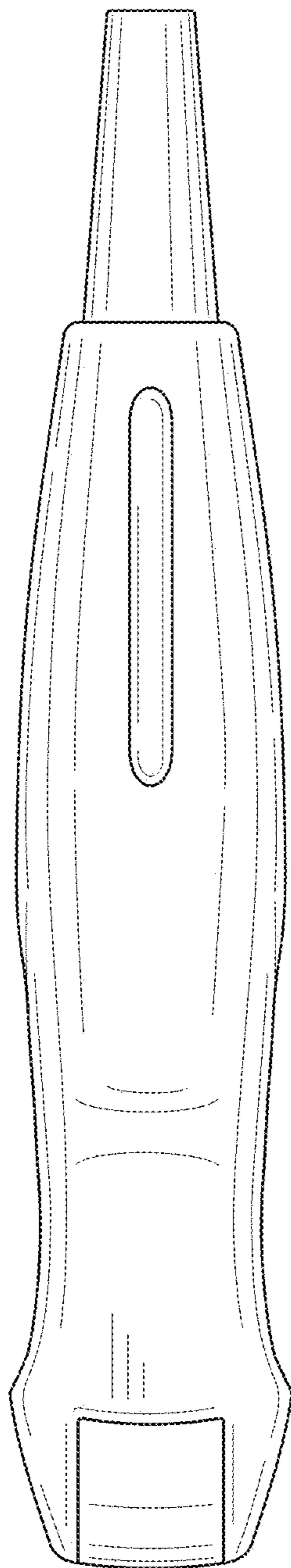


FIG.6

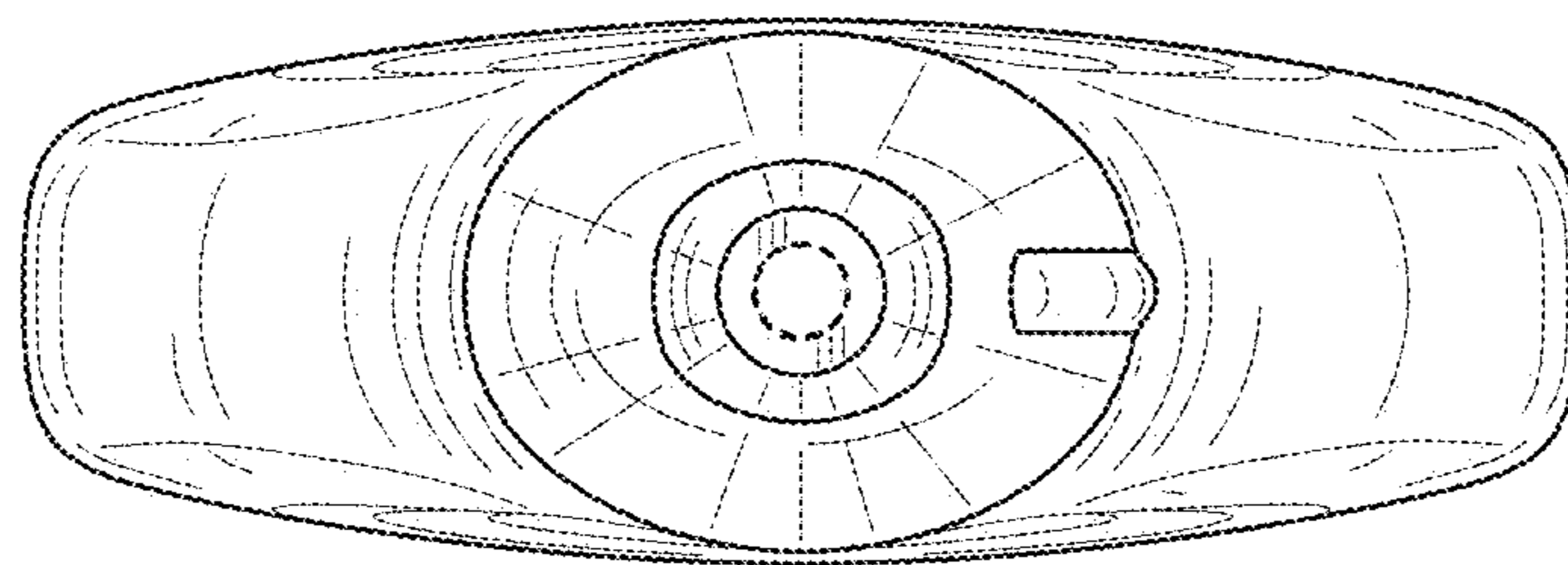


FIG.7

