



US00D681818S

(12) **United States Design Patent**
Griffin

(10) **Patent No.:** **US D681,818 S**

(45) **Date of Patent:** **** May 7, 2013**

(54) **ELECTROLARYNX**

(71) Applicant: **Clifford Jay Griffin**, Murrieta, CA (US)

(72) Inventor: **Clifford Jay Griffin**, Murrieta, CA (US)

(**) Term: **14 Years**

(21) Appl. No.: **29/435,864**

(22) Filed: **Oct. 30, 2012**

(51) **LOC (9) Cl.** **24-99**

(52) **U.S. Cl.**
USPC **D24/175**

(58) **Field of Classification Search** D24/173-175;
D14/228, 229; 381/53, 70; 623/9; 600/23;
704/271

See application file for complete search history.

(56) **References Cited**

U.S. PATENT DOCUMENTS

4,028,492	A *	6/1977	Sickel	381/70
D343,902	S *	2/1994	Kosanke et al.	D24/175
D358,214	S *	5/1995	Breski	D24/175
5,812,681	A *	9/1998	Griffin	381/70
6,252,966	B1 *	6/2001	Griffin	381/70

D624,187	S *	9/2010	Borregaard	D24/174
D625,418	S *	10/2010	Borregaard	D24/174
2003/0031325	A1 *	2/2003	Lukacovic	381/70

* cited by examiner

Primary Examiner — Anhdao Doan

(74) *Attorney, Agent, or Firm* — Loyal McKinley Hanson

(57) **CLAIM**

I claim the ornamental design for an electrolarynx, as shown and described.

DESCRIPTION

FIG. 1 of the drawings is a perspective view showing the front, left side, and top of an electrolarynx embodying the design of my invention;

FIG. 2 is a front elevation view of the electrolarynx;

FIG. 3 is a left side elevation view;

FIG. 4 is a top plan view;

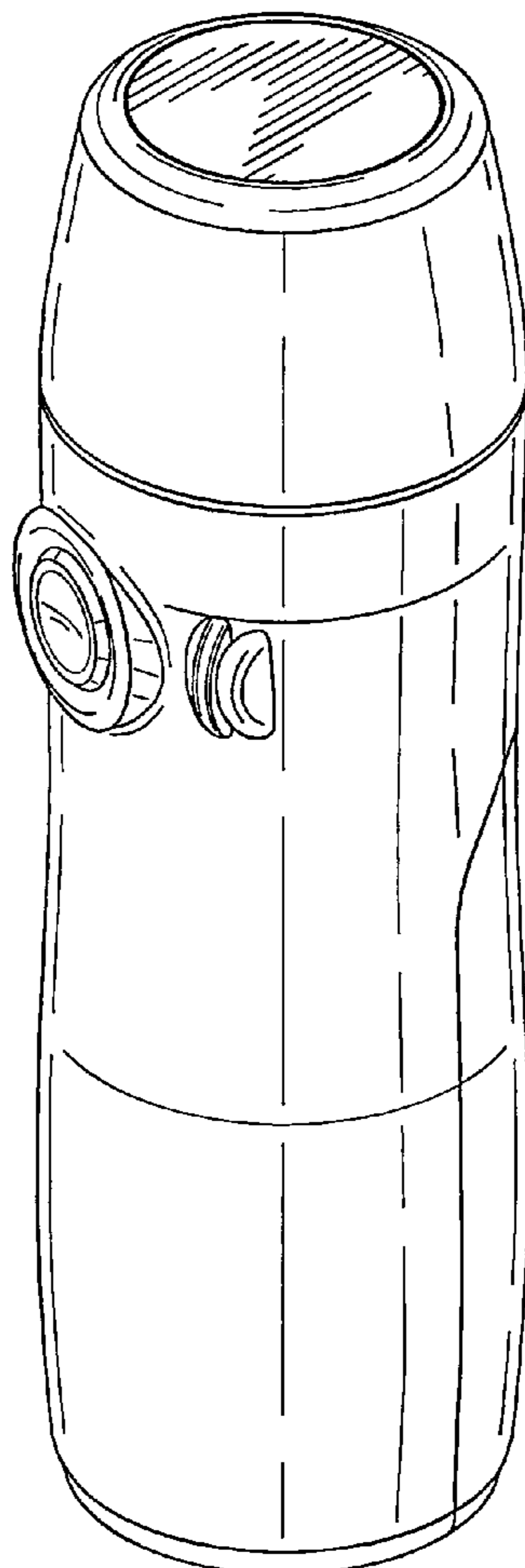
FIG. 5 is a right side elevation view;

FIG. 6 is a back elevation view; and,

FIG. 7 is a bottom view.

The portions of the electrolarynx shown in broken lines in FIGS. 5 and 7 form no part of the claimed design.

1 Claim, 2 Drawing Sheets



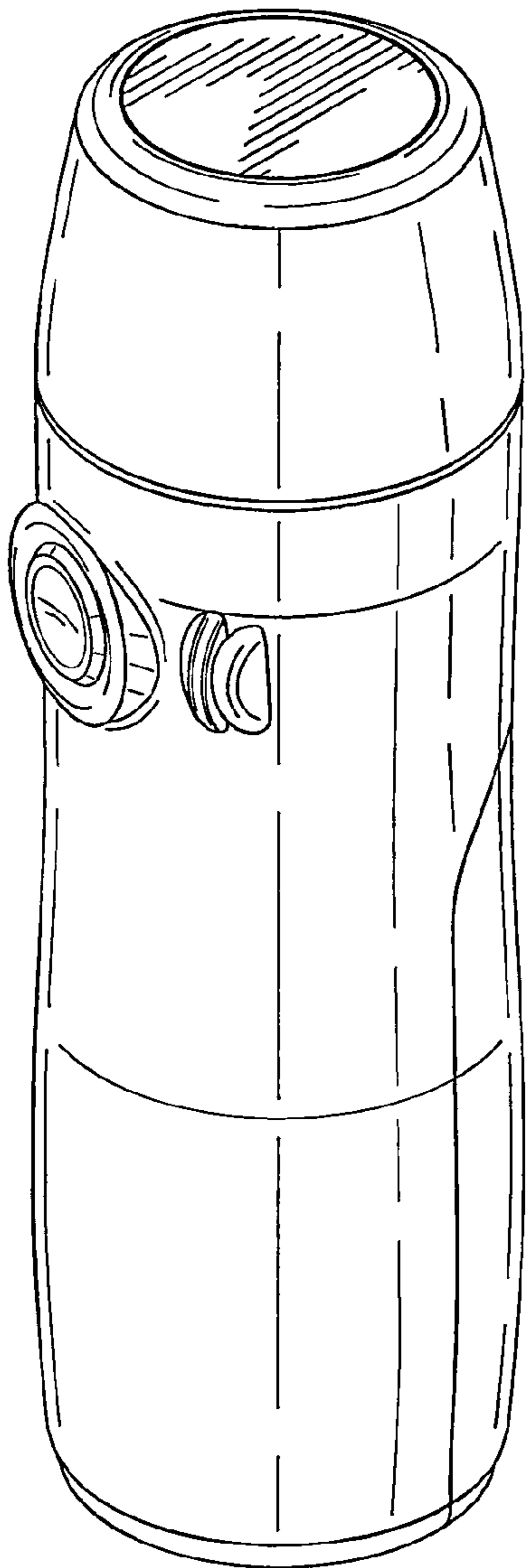


FIG. 1




FIG. 2

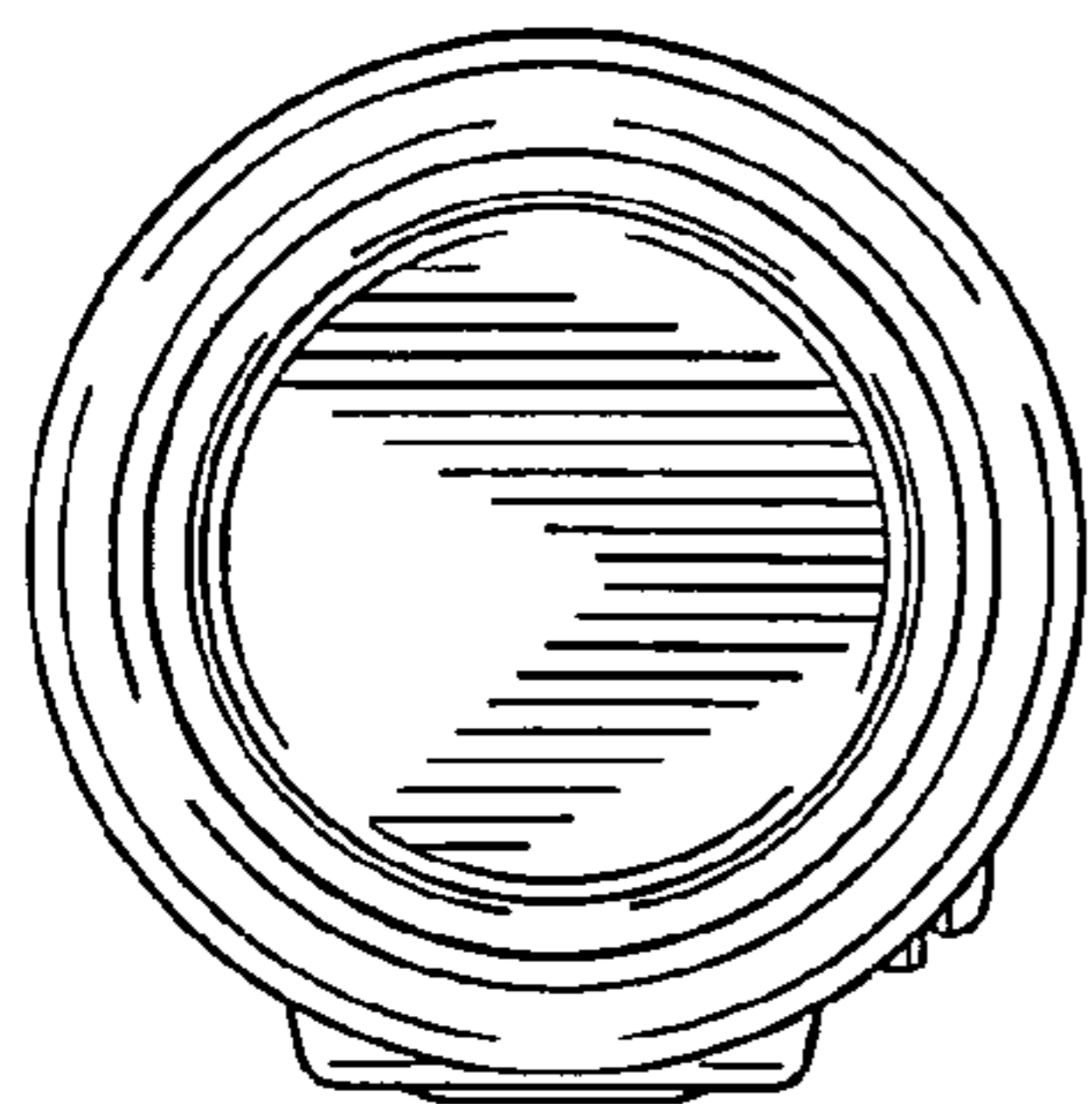


FIG. 4

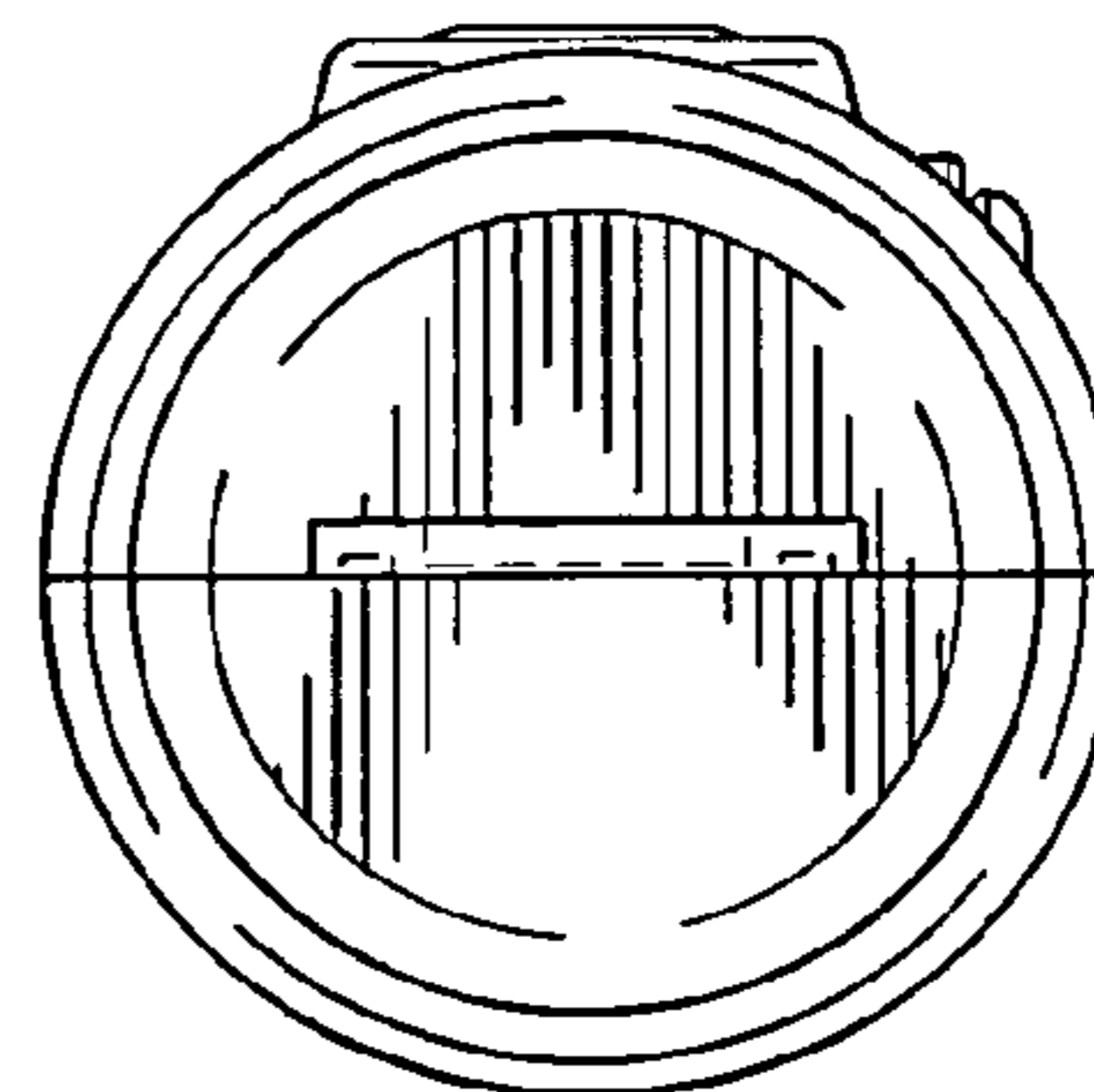


FIG. 7




FIG. 3

FIG. 5

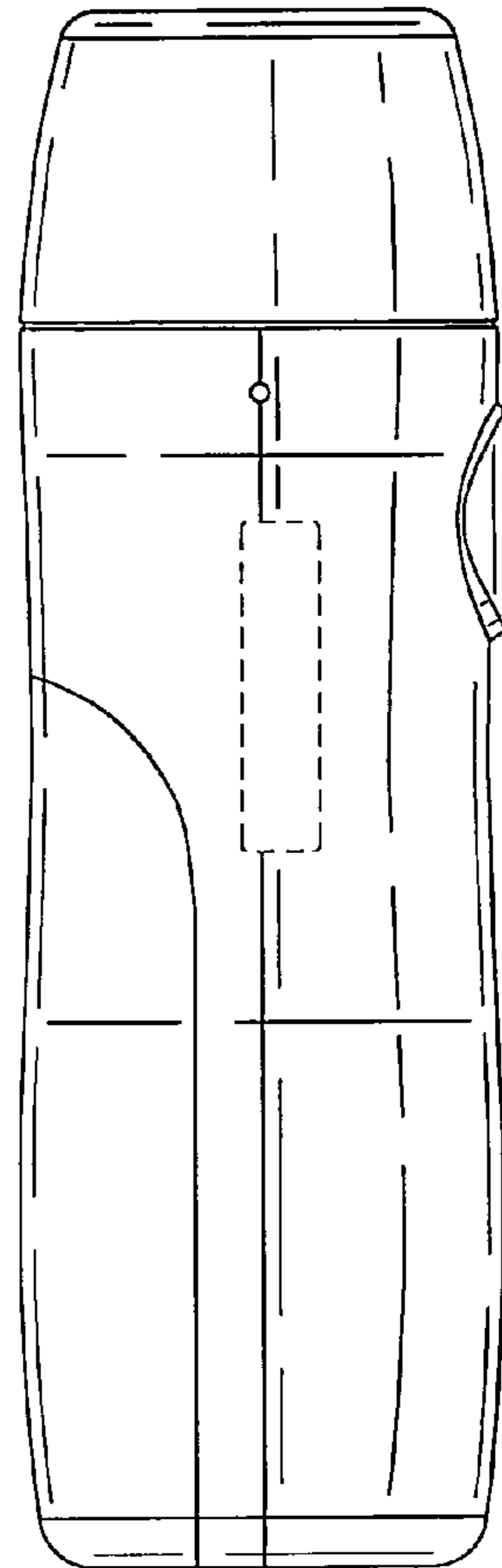


FIG. 6

