



US00D681811S

(12) **United States Design Patent**
Griffis, III et al.

(10) **Patent No.:** **US D681,811 S**

(45) **Date of Patent:** **** May 7, 2013**

- (54) **SUTURE ANCHOR DEVICE**
- (75) Inventors: **Jack C. Griffis, III**, Decatur, GA (US);
Kenneth A. Gall, Atlanta, GA (US);
Christopher M. Yakacki, Atlanta, GA (US)
- (73) Assignee: **MedShape, Inc.**, Atlanta, GA (US)
- (**) Term: **14 Years**
- (21) Appl. No.: **29/403,322**
- (22) Filed: **Oct. 4, 2011**

5,725,557	A *	3/1998	Gatturna et al.	606/232
5,741,300	A *	4/1998	Li	606/232
5,868,789	A *	2/1999	Huebner	606/232
6,165,203	A	12/2000	Krebs	
7,220,266	B2 *	5/2007	Gambale	606/144
7,517,357	B2 *	4/2009	Abrams et al.	606/232
D605,763	S	12/2009	Griffis, III et al.	
7,641,672	B2 *	1/2010	Fallin et al.	606/232
7,713,286	B2 *	5/2010	Singhatat	606/232
7,780,701	B1 *	8/2010	Meridew et al.	606/232
D625,816	S	10/2010	Griffis, III et al.	
8,062,334	B2 *	11/2011	Green et al.	606/232
2008/0109037	A1	5/2008	Steiner et al.	
2008/0234731	A1	9/2008	Leung et al.	
2009/0287226	A1	11/2009	Gellman et al.	
2009/0292313	A1	11/2009	Anspach, III et al.	
2010/0063542	A1	3/2010	van der Burg et al.	
2010/0121348	A1 *	5/2010	van der Burg et al.	606/139

Related U.S. Application Data

- (63) Continuation of application No. 29/376,038, filed on Sep. 30, 2010, now Pat. No. Des. 649,248.
- (51) **LOC (9) Cl.** **24-02**
- (52) **U.S. Cl.**
USPC **D24/145**
- (58) **Field of Classification Search** D24/145-146;
606/60, 62, 72, 74, 139, 144, 228, 232-233,
606/300-304, 308, 310, 323, 916
See application file for complete search history.

References Cited

U.S. PATENT DOCUMENTS

4,898,156	A	2/1990	Gatturna et al.	
5,013,316	A	5/1991	Goble et al.	
5,100,417	A	3/1992	Cerier et al.	
5,224,946	A	7/1993	Hayhurst et al.	
5,258,016	A	11/1993	Dipoto et al.	
5,370,662	A	12/1994	Stone et al.	
5,411,506	A	5/1995	Goble et al.	
5,486,197	A *	1/1996	Le et al.	606/232
5,545,180	A	8/1996	Le et al.	
5,584,860	A	12/1996	Goble et al.	
D386,583	S	11/1997	Ferragamo et al.	
5,707,395	A *	1/1998	Li	606/232

(Continued)

Primary Examiner — Wan Laymon

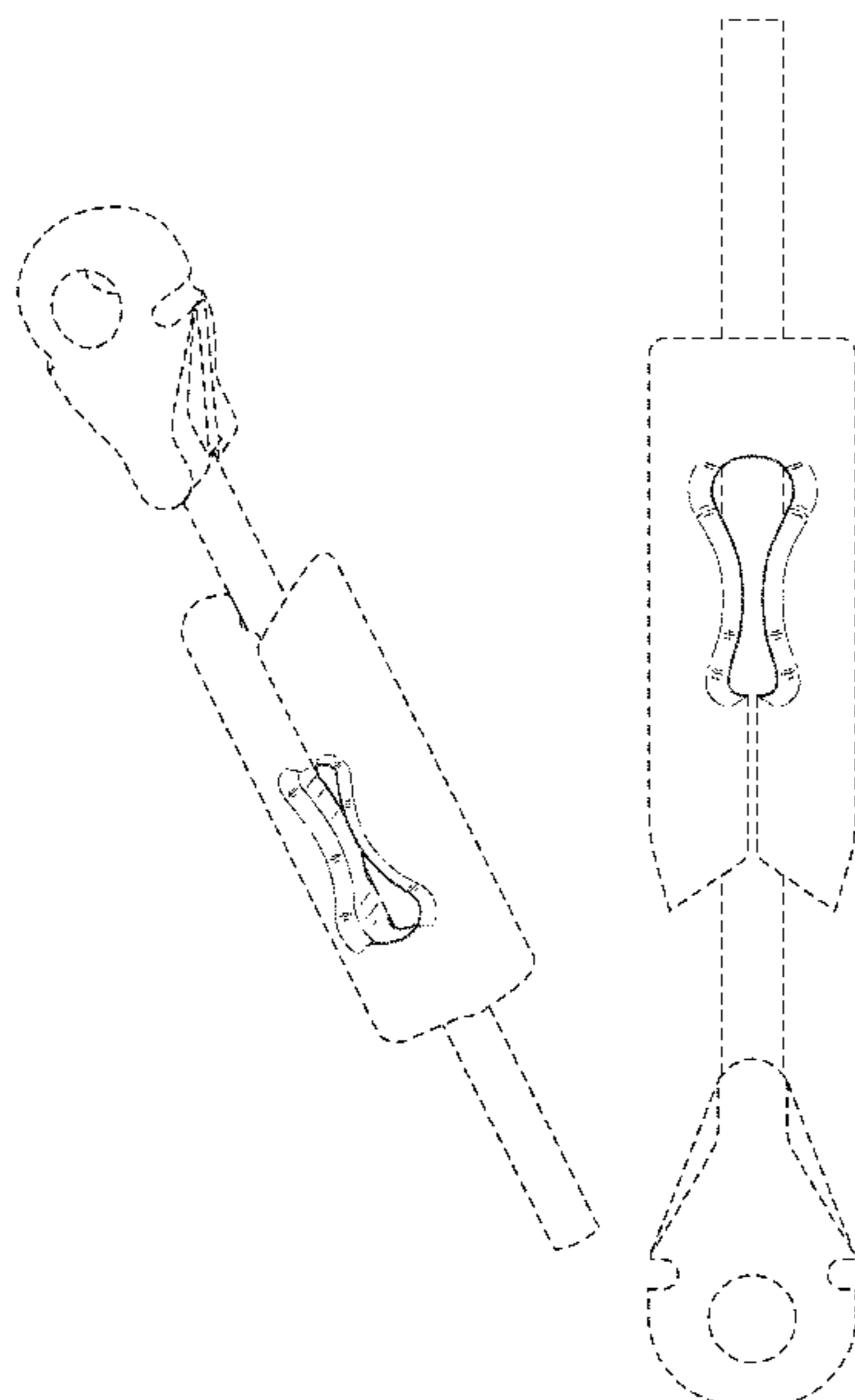
(57) **CLAIM**

The ornamental design for a suture anchor device, as shown and described.

DESCRIPTION

FIG. 1 is a perspective view of a new design for a suture anchor device;
 FIG. 2 is a second perspective view thereof;
 FIG. 3 is a front side view thereof, the rear side view thereof being identical in appearance;
 FIG. 4 is a right side view thereof, the left side view thereof being identical in appearance;
 FIG. 5 is an enlarged top view thereof; and,
 FIG. 6 is an enlarged bottom view thereof.
 Any broken lines immediately adjacent to the shaded areas represent the bounds of the claimed design while all other broken lines represent environmental structure and are for illustrative purposes only; the broken lines form no part of the claimed design.

1 Claim, 4 Drawing Sheets



US D681,811 S

Page 2

U.S. PATENT DOCUMENTS

2010/0331881 A1 12/2010 Hart

2010/0179592 A1 7/2010 Martinek et al.

2010/0292733 A1* 11/2010 Hendricksen et al. 606/232 * cited by examiner

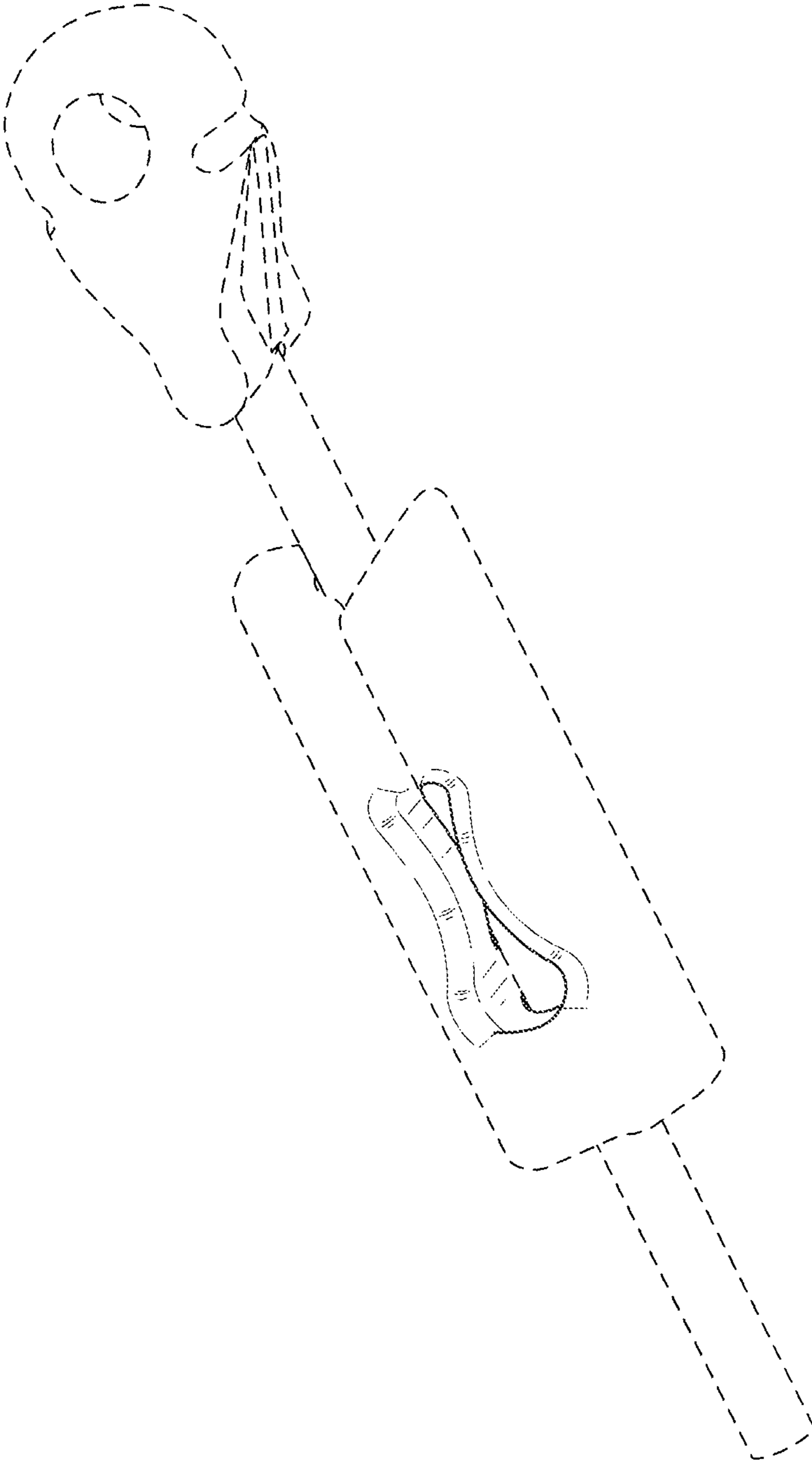


FIG. 1

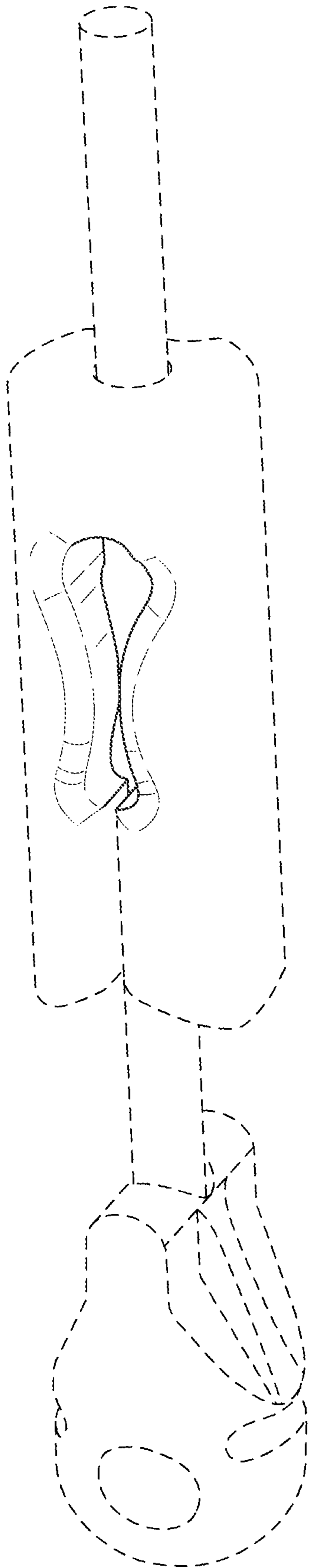


FIG.2

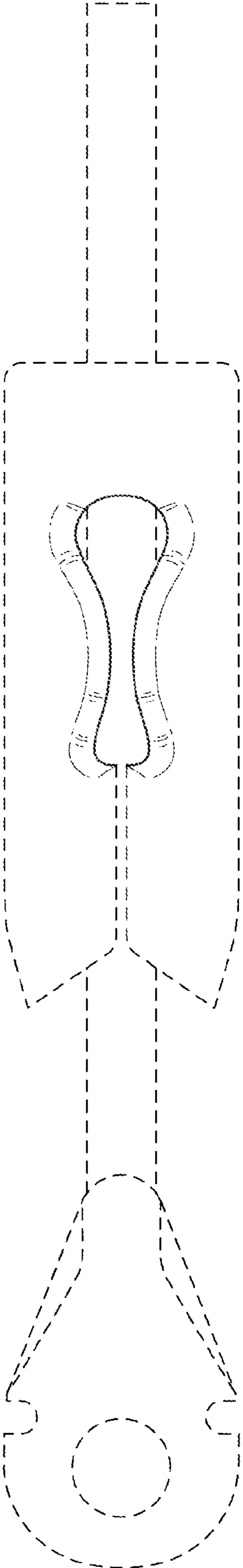


FIG.3

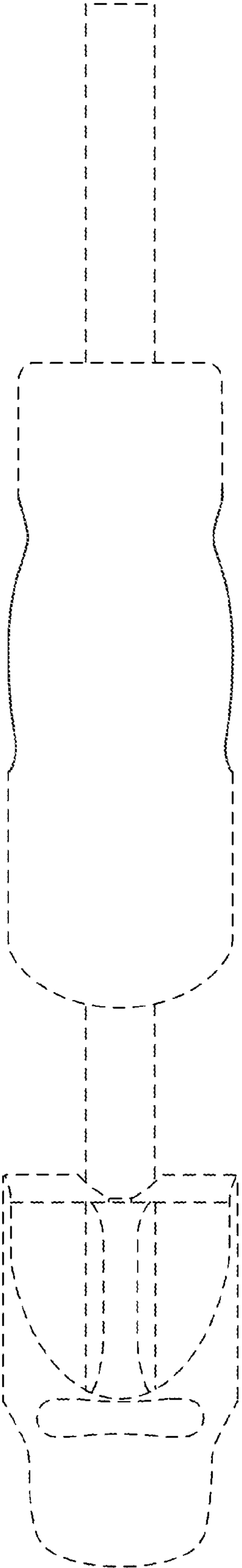


FIG.4

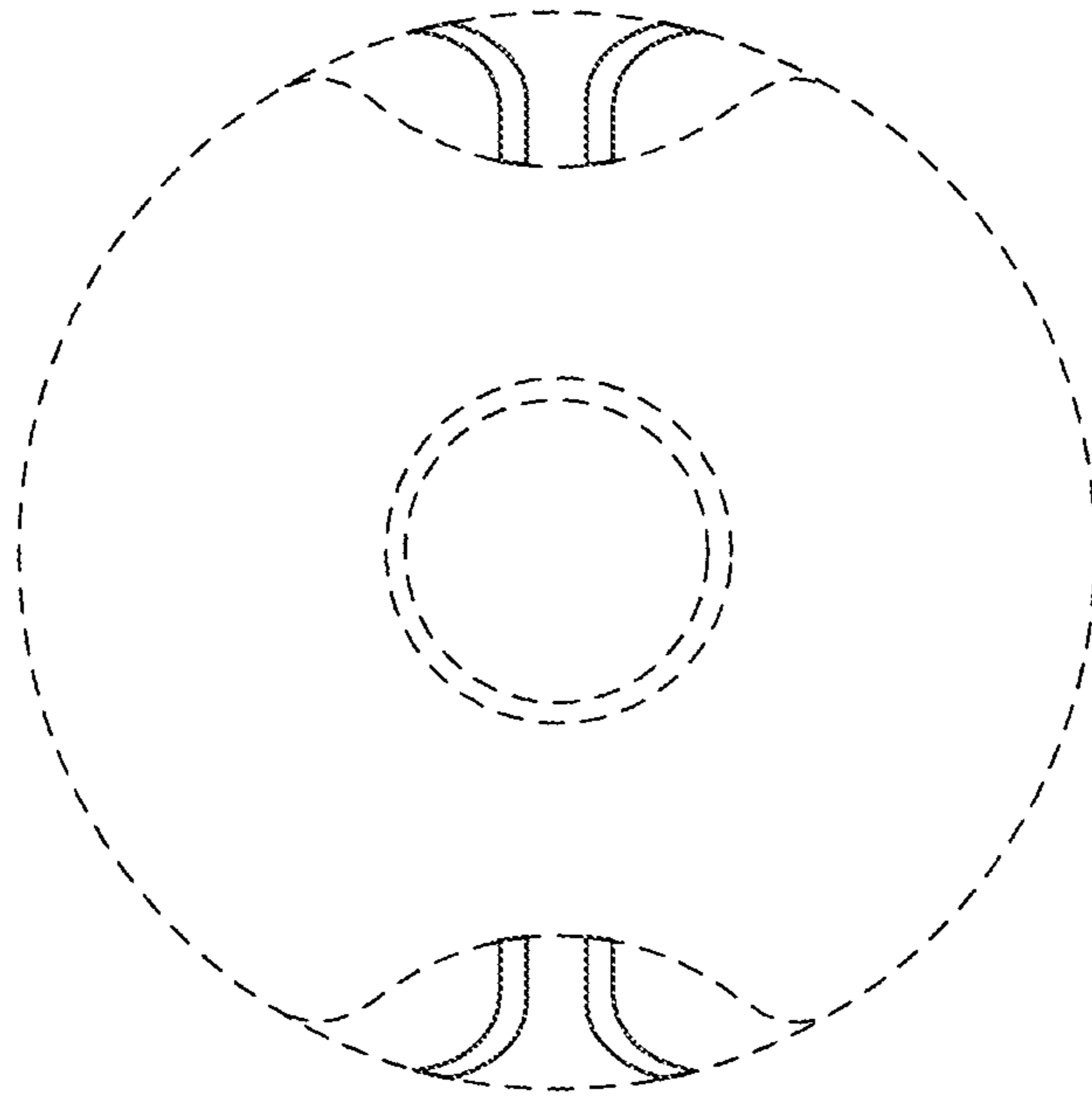


FIG.5

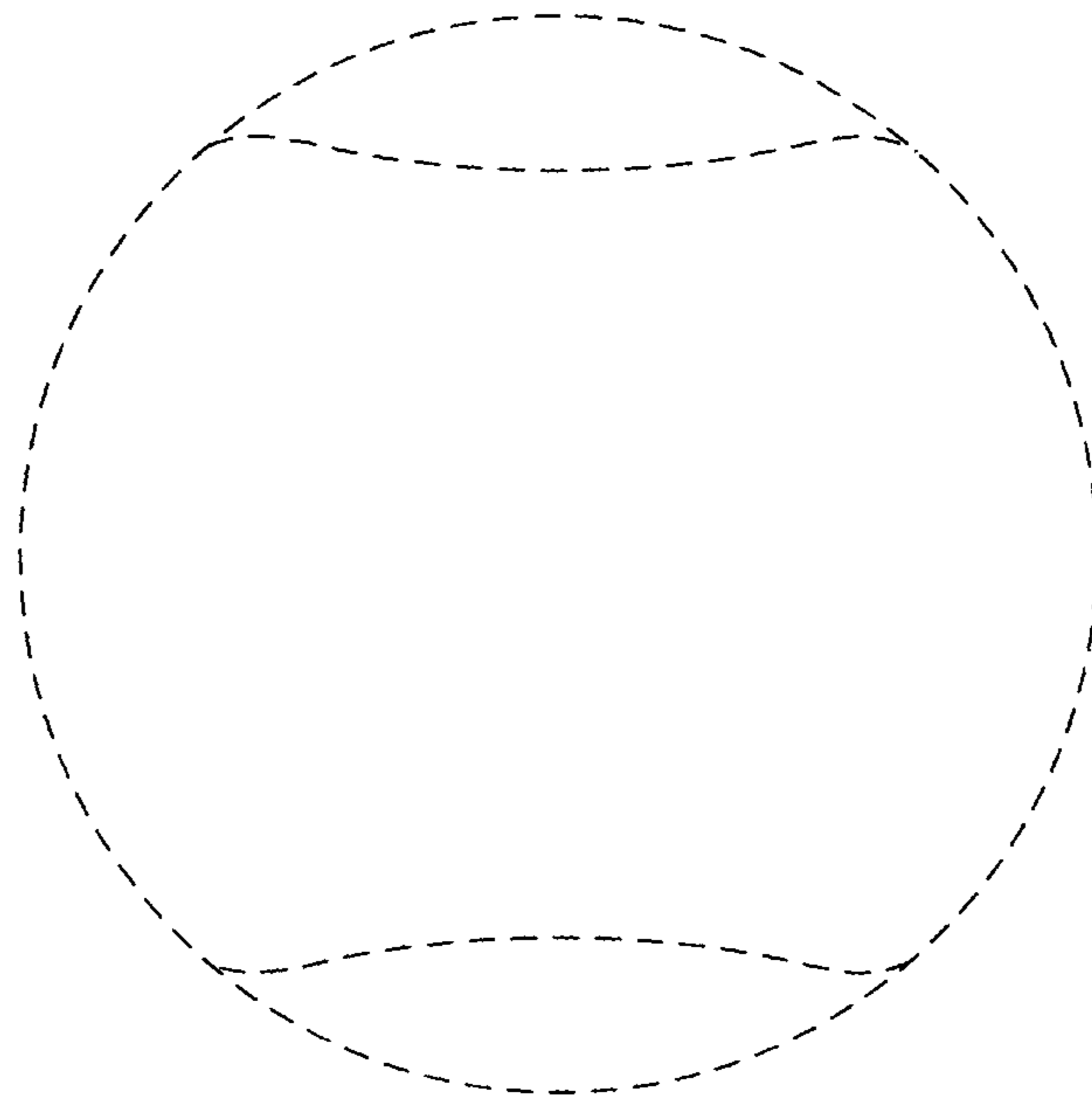


FIG.6