



US00D681794S

(12) **United States Design Patent**
Lin et al.

(10) **Patent No.:** **US D681,794 S**
(45) **Date of Patent:** **** May 7, 2013**

(54) **EXHAUST FAN WITH LED**
(75) Inventors: **Wen-Hsiang Lin**, Taoyuan Hsien (TW);
Long-Sing Ye, Taoyuan Hsien (TW);
Yueh-Shan Lin, Taoyuan Hsien (TW);
Te-Chung Liu, Taoyuan Hsien (TW)

(73) Assignee: **Delta Electronics, Inc.**, Taoyuan Hsien (TW)

(**) Term: **14 Years**

(21) Appl. No.: **29/403,116**

(22) Filed: **Sep. 30, 2011**

(51) **LOC (9) Cl.** **23-04**

(52) **U.S. Cl.**
USPC **D23/371; D28/59**

(58) **Field of Classification Search** D23/328,
D23/355, 370, 371, 385, 387, 388, 411, 412;
D26/34, 51, 59, 72, 85, 119, 152; 362/253,
362/257, 96, 97.2, 545; 392/364; 415/203,
415/206, 213.1, 214.1, 912; 416/170 R,
416/203, 244 R; 417/423.7

See application file for complete search history.

(56) **References Cited**

U.S. PATENT DOCUMENTS

D457,616 S * 5/2002 Yamanaka et al. D23/371
D535,433 S * 1/2007 Craw et al. D26/119

7,203,416 B2 * 4/2007 Craw et al. 392/350
D565,716 S * 4/2008 Jacak D23/371
D575,387 S * 8/2008 Zakula et al. D23/371
D581,508 S * 11/2008 Miyake et al. D23/371
7,455,432 B2 * 11/2008 Craw et al. 362/373
D654,998 S * 2/2012 Zakula et al. D23/371
2004/0223327 A1 * 11/2004 Kuan et al. 362/249

* cited by examiner

Primary Examiner — Caron D Veynar

Assistant Examiner — Martie K Holtje

(74) *Attorney, Agent, or Firm* — Muncy, Geissler, Olds & Lowe, PLLC

(57) **CLAIM**

The ornamental design for an exhaust fan with LED, as shown and described.

DESCRIPTION

FIG. 1 is a perspective view of an exhaust fan with LED showing our new design;

FIG. 2 is a front view of the design as shown in FIG. 1;

FIG. 3 is a rear view of the design as shown in FIG. 1;

FIG. 4 is a left side view of the design as shown in FIG. 1;

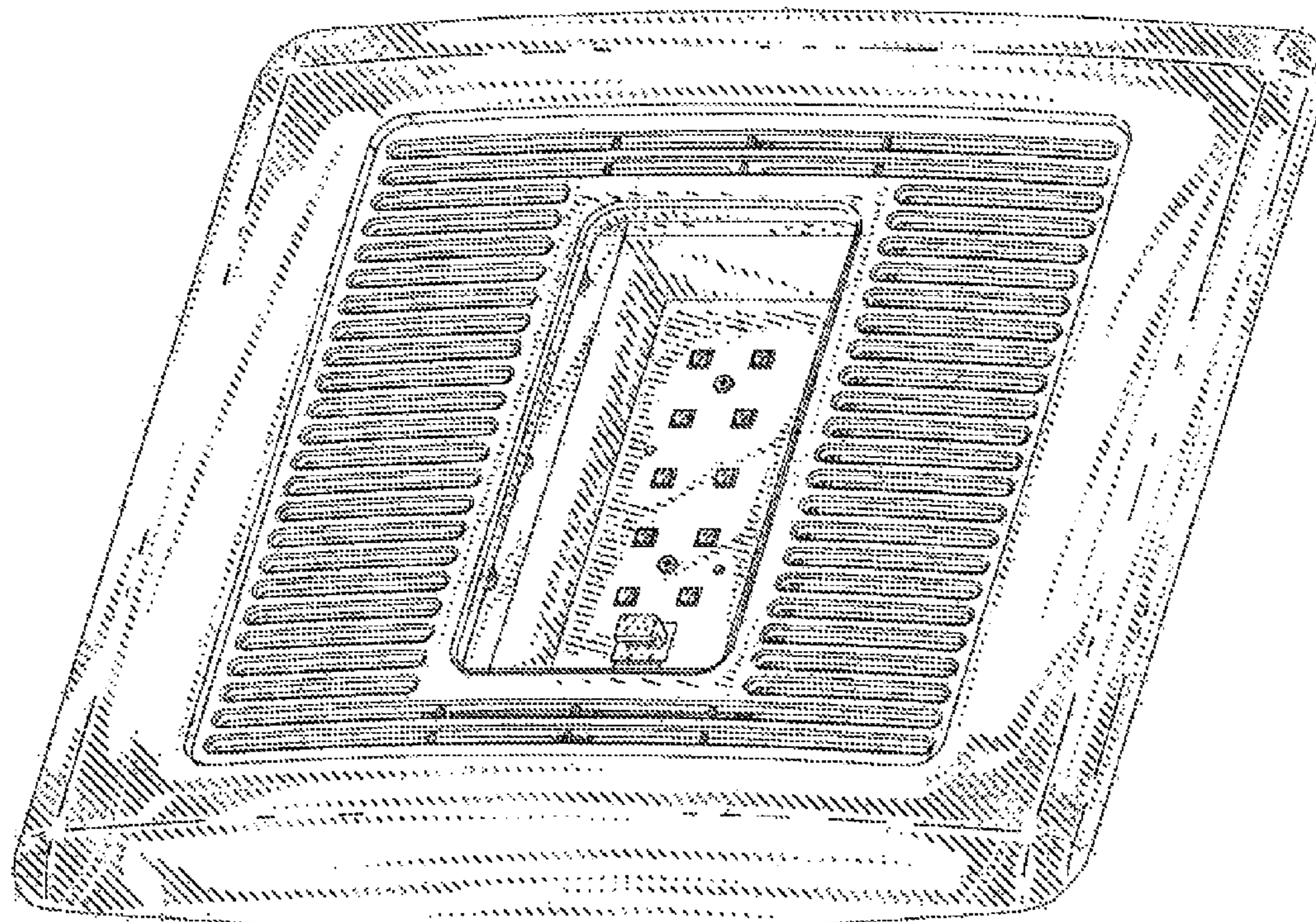
FIG. 5 is a right side of the design as shown in FIG. 1;

FIG. 6 is a top view of the design as shown in FIG. 1; and,

FIG. 7 is a bottom view of the design as shown in FIG. 1.

The broken lines in FIG. 7 have been included for the purpose of illustrating structural elements which form no part of the claimed design.

1 Claim, 5 Drawing Sheets



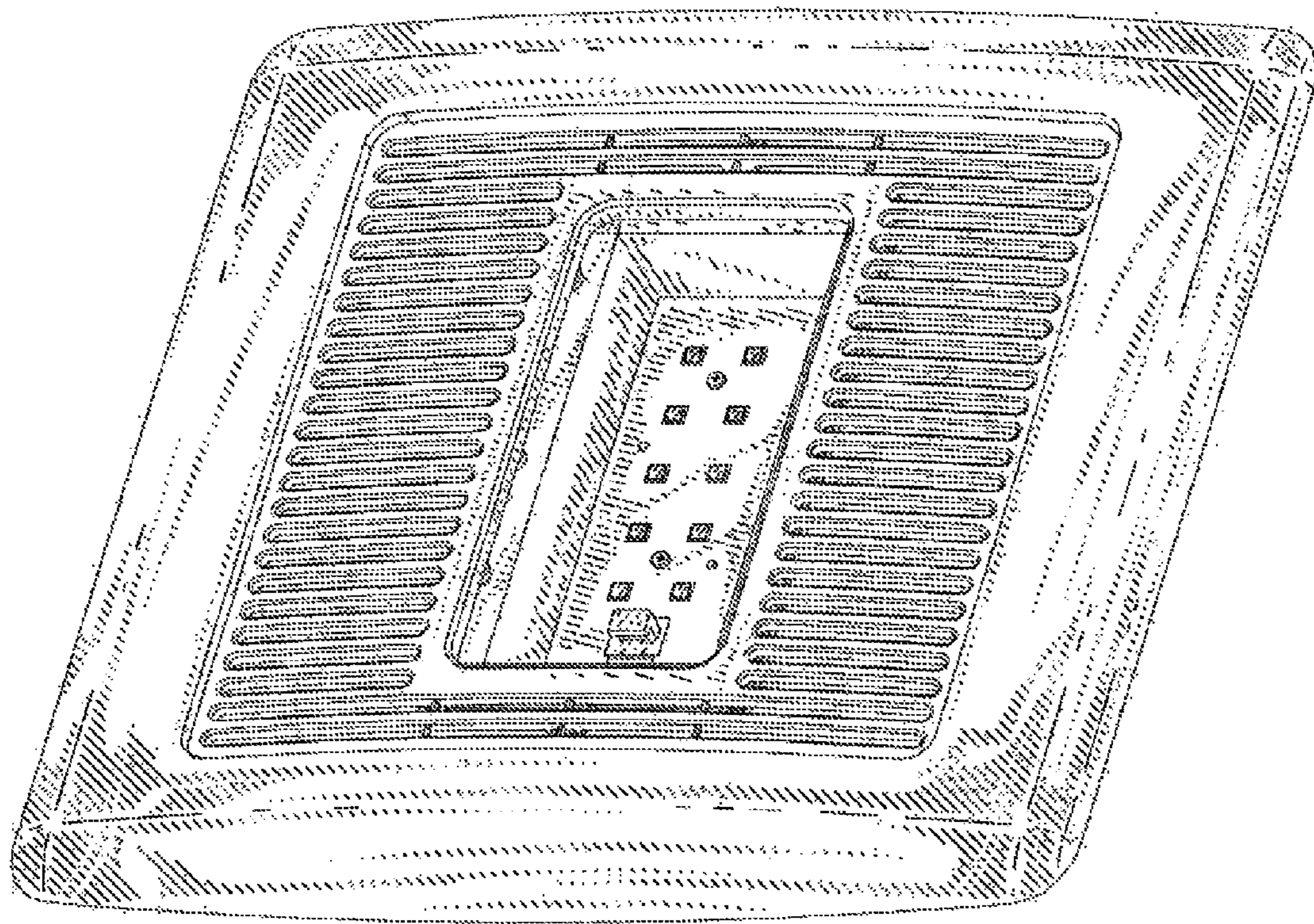


FIG. 1




FIG. 2




FIG. 3




FIG. 4




FIG. 5

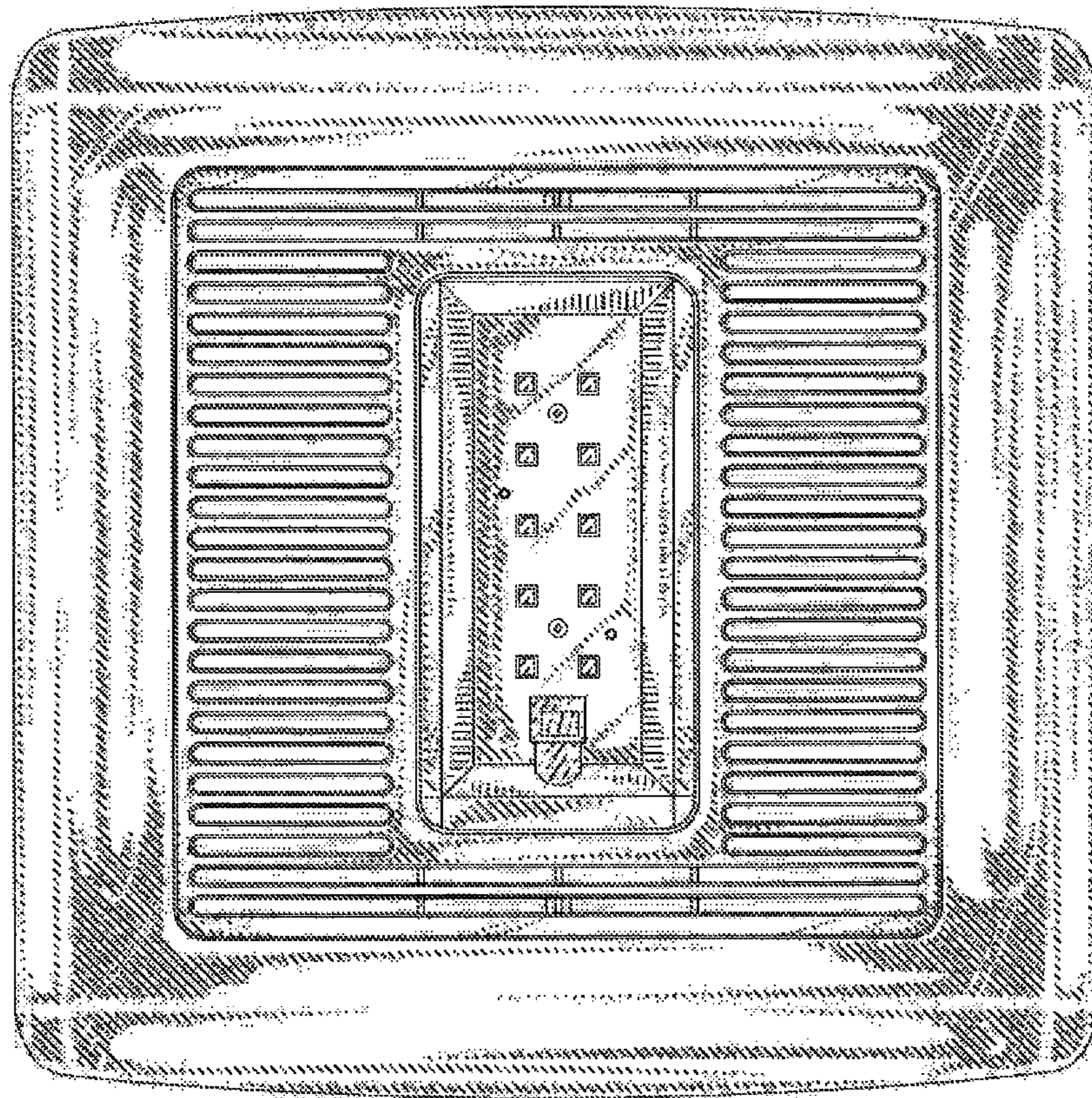


FIG. 6

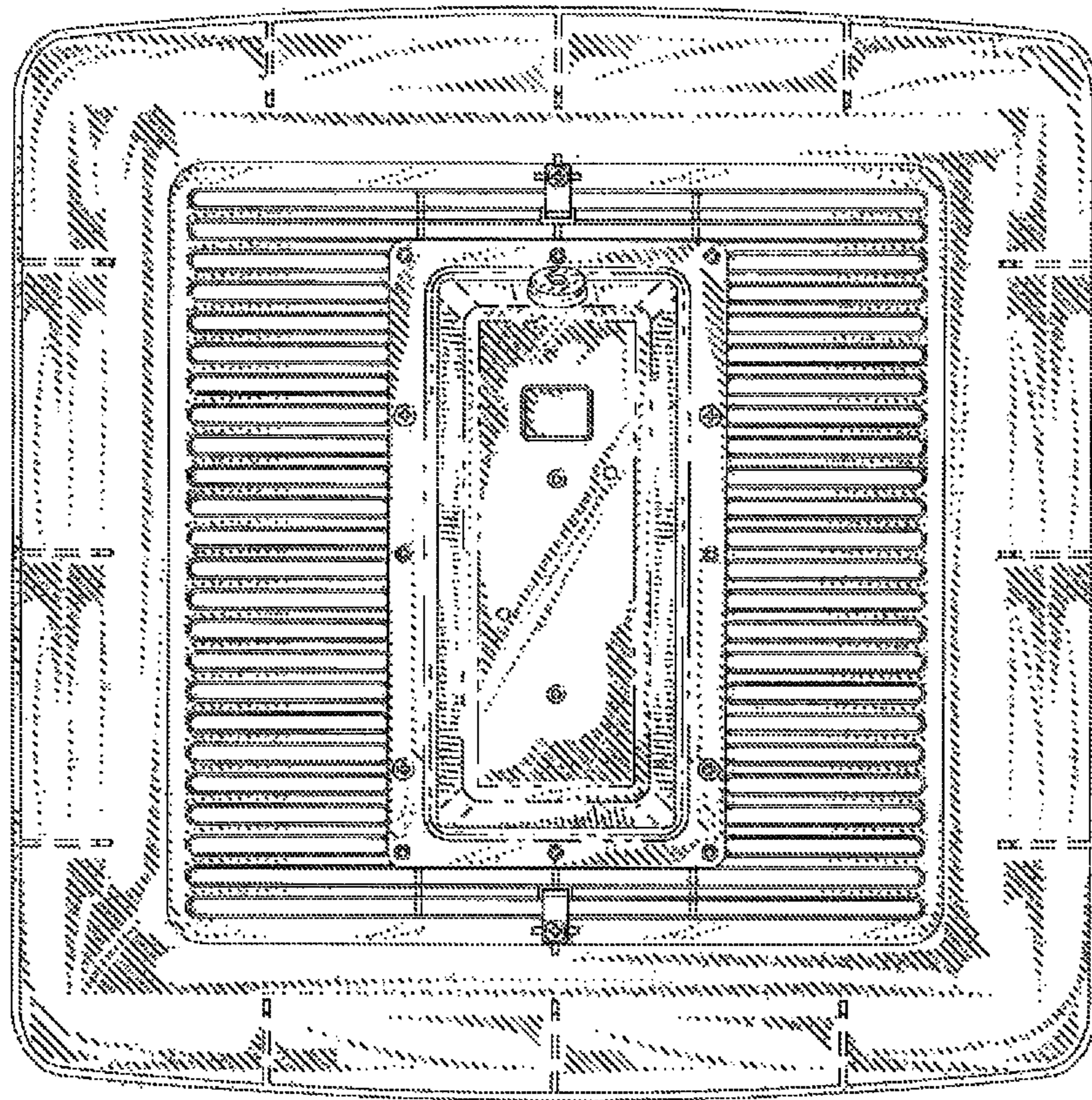


FIG. 7