



US00D681792S

(12) **United States Design Patent**  
**Heflin, III et al.**

(10) **Patent No.:** **US D681,792 S**

(45) **Date of Patent:** **\*\* May 7, 2013**

(54) **AIR FRESHENER DEVICE**

(71) Applicants: **Robert H. Heflin, III**, Hockessin, DE  
(US); **Kyle Brandenburg**, Middletown,  
DE (US)

(72) Inventors: **Robert H. Heflin, III**, Hockessin, DE  
(US); **Kyle Brandenburg**, Middletown,  
DE (US)

(73) Assignee: **Brandywine Product Group**  
**International Inc.**, Wilmington, DE  
(US)

(\*\*) Term: **14 Years**

(21) Appl. No.: **29/436,321**

(22) Filed: **Nov. 5, 2012**

(51) **LOC (9) Cl.** ..... **28-99**

(52) **U.S. Cl.**  
USPC ..... **D23/367**

(58) **Field of Classification Search** ..... D23/355-369;  
D28/5, 6; 261/DIG. 17, DIG. 42, DIG. 65,  
261/DIG. 88, DIG. 89, DIG. 47, DIG. 55,  
261/DIG. 70; 392/356, 390, 392, 394, 395;  
239/34, 44, 53, 55, 56, 326, 60, 308; D9/687;  
D7/591

See application file for complete search history.

(56) **References Cited**

U.S. PATENT DOCUMENTS

D381,444 S *	7/1997	Yuen	.....	D26/26
D395,529 S *	6/1998	Yuen	.....	D26/26
D398,976 S *	9/1998	Green	.....	D23/367
D422,350 S *	4/2000	Wu	.....	D23/367
D439,321 S *	3/2001	Matthew et al.	.....	D23/366

D487,308 S *	3/2004	Engerant	.....	D23/366
D490,886 S *	6/2004	Engerant	.....	D23/366
D549,312 S *	8/2007	Caserta et al.	.....	D23/360
D597,648 S *	8/2009	Heflin, III	.....	D23/367
D604,826 S *	11/2009	Lesniak et al.	.....	D23/367
D614,279 S *	4/2010	Lesniak et al.	.....	D23/367
D625,401 S *	10/2010	Perman	.....	D23/367
D632,379 S *	2/2011	Perman	.....	D23/367
D675,307 S *	1/2013	Freeborn et al.	.....	D23/366

\* cited by examiner

*Primary Examiner* — Sandra Snapp

(74) *Attorney, Agent, or Firm* — Novak Druce Connolly  
Bove + Quigg LLP

(57) **CLAIM**

The ornamental design for an air freshener device, as shown  
and described.

**DESCRIPTION**

FIG. 1 is a front perspective view of an air freshener device  
showing the invention;

FIG. 2 is a front plan view of the air freshener device of FIG.  
1;

FIG. 3 is a top plan view of the air freshener device of FIG. 1;  
FIG. 4 is a right side elevational view of the air freshener  
device of FIG. 1;

FIG. 5 is a left side elevational view of the air freshener device  
of FIG. 1;

FIG. 6 is a bottom plan view of the air freshener device of FIG.  
1; and,

FIG. 7 is a front perspective view of the air freshener device  
of FIG. 1 engaged to a tree branch showing an environment of  
use.

The broken lines shown in the drawings are for illustrative  
purposes only and form no part of the claimed design.

**1 Claim, 4 Drawing Sheets**



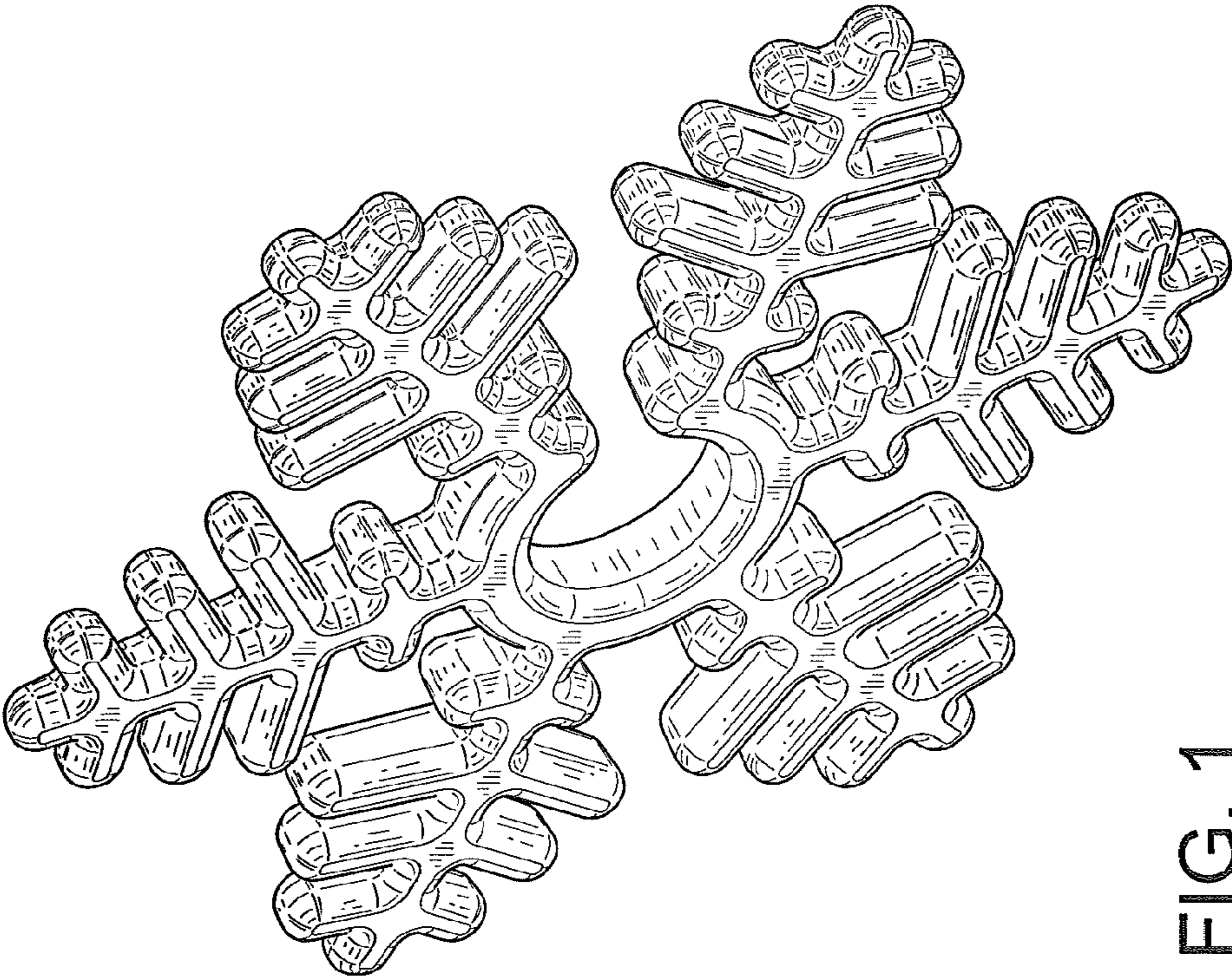


FIG. 1




FIG. 2

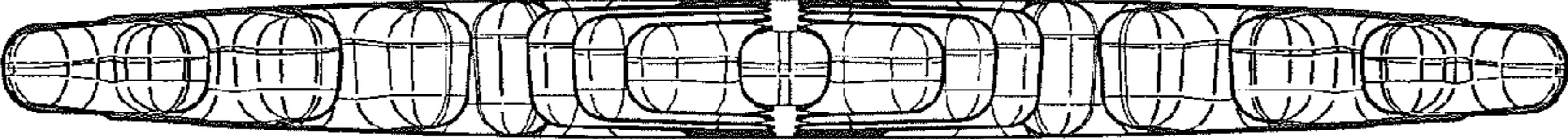


FIG. 5



FIG. 3

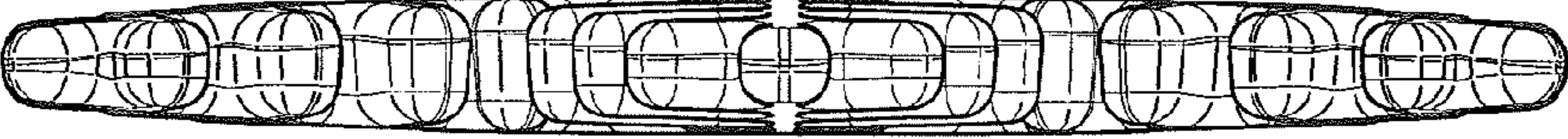


FIG. 4



FIG. 6

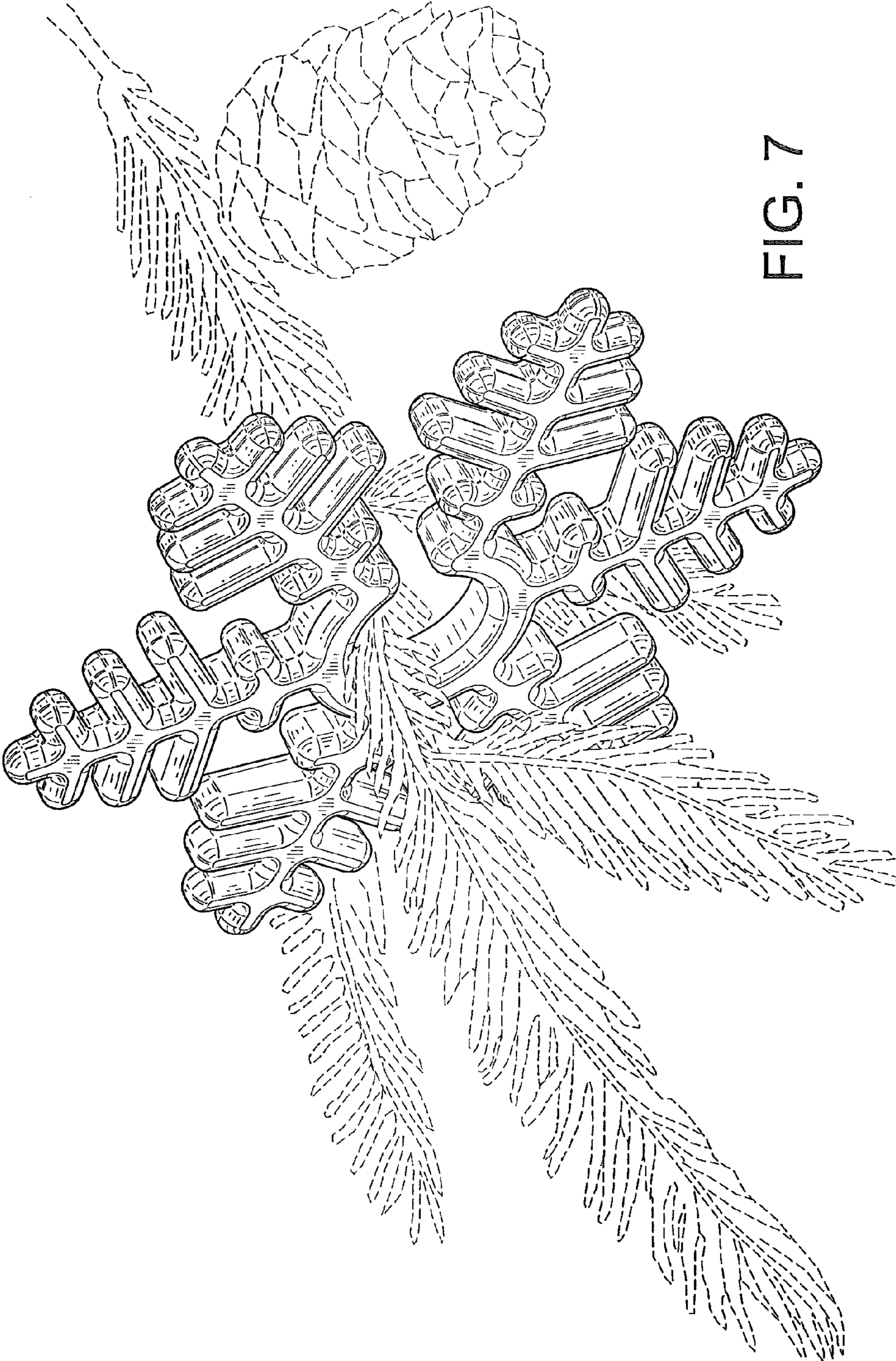


FIG. 7