



US00D681785S

(12) **United States Design Patent**
Siekmann

(10) **Patent No.:** **US D681,785 S**

(45) **Date of Patent:** **** May 7, 2013**

(54) **KITCHEN FURNITURE ASSEMBLY**

(56) **References Cited**

(75) Inventor: **Ulrich-Wilhelm Siekmann**, Löhne (DE)

U.S. PATENT DOCUMENTS

(73) Assignee: **Siematic Möbelwerke GmbH & Co. KG** (DE)

3,926,486 A *	12/1975	Sasnett	312/198
D263,733 S *	4/1982	Van Schayik	D23/272
D296,850 S *	7/1988	Pamio	D23/272
D313,272 S *	12/1990	Bulthaup	D23/272
D337,456 S *	7/1993	Short	D6/438
6,016,579 A *	1/2000	Erbs	4/631
D511,910 S *	11/2005	Coley et al.	D6/470

(**) Term: **14 Years**

* cited by examiner

(21) Appl. No.: **29/423,812**

Primary Examiner — Robert Delehanty

(22) Filed: **Jun. 5, 2012**

(74) *Attorney, Agent, or Firm* — Bourque and Associates, PA

Related U.S. Application Data

(60) Division of application No. 29/389,736, filed on Apr. 15, 2011, now Pat. No. Des. 661,384, which is a continuation of application No. 29/304,676, filed on Mar. 6, 2008, now abandoned.

(57) **CLAIM**

The ornamental design for a kitchen furniture assembly, as shown and described.

DESCRIPTION

(30) **Foreign Application Priority Data**

Sep. 11, 2007 (EM) 000788484

(51) **LOC (9) Cl.** **23-02**

(52) **U.S. Cl.**
USPC **D23/271**

(58) **Field of Classification Search** D23/270–272,
D23/284, 286–287, 292–293.1, 303, 308;
4/619, 630–631, 637–63, 643, 661; D6/397,
D6/432, 509, 470, 422, 492; D7/372; D24/185;
D25/48

FIG. 1 is a front plan view of the ornamental design for the kitchen furniture assembly of the present invention;

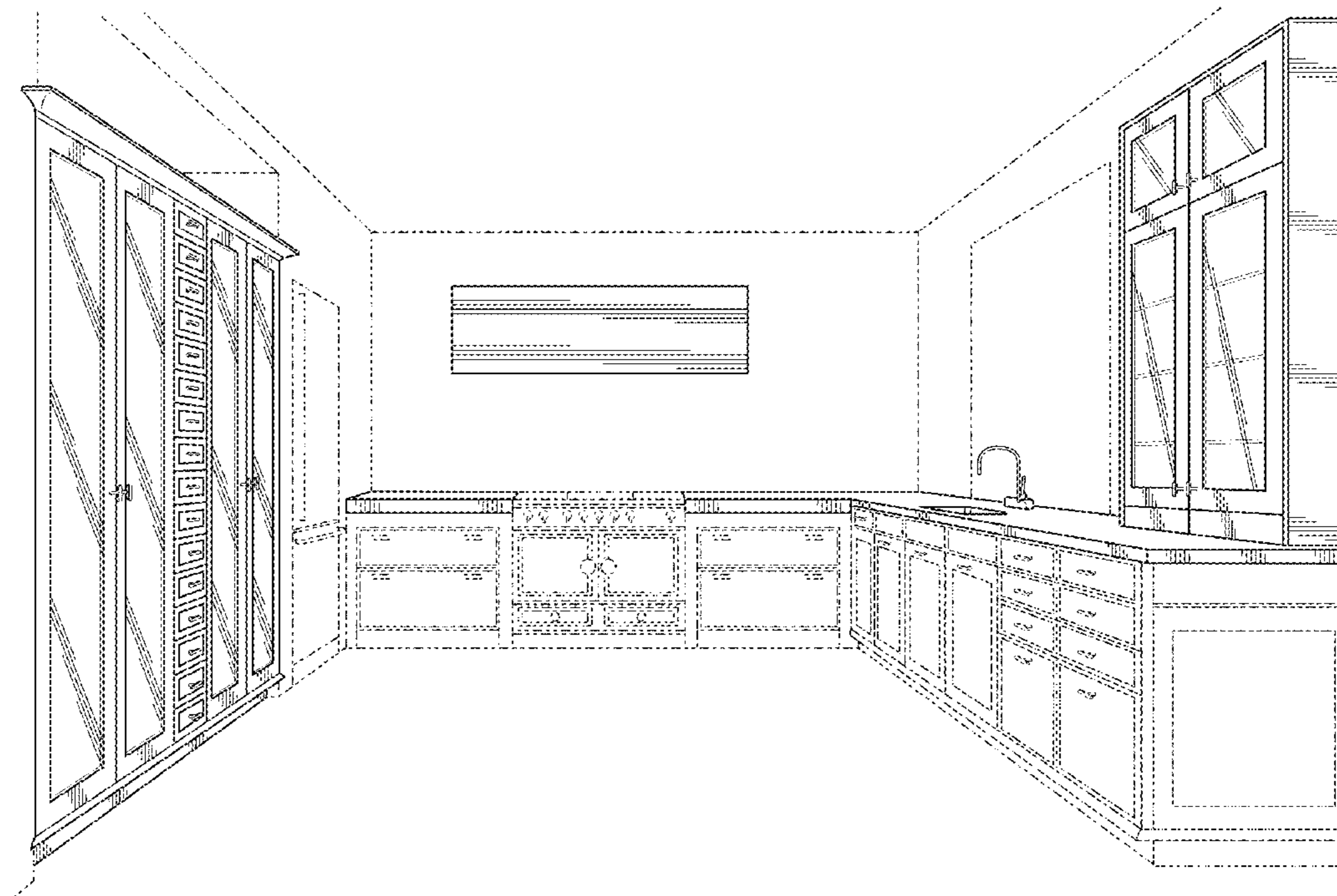
FIG. 2 is a close-up plan view of the right hand side portion of the ornamental design for the kitchen furniture assembly as shown in FIG. 1; and,

FIG. 3 is a close-up plan view of the left hand side portion of the ornamental design for the kitchen furniture assembly as shown in photo 3.

The broken lines showing environment are included for the purpose of illustrating environment that forms no part of the claimed design.

See application file for complete search history.

1 Claim, 3 Drawing Sheets



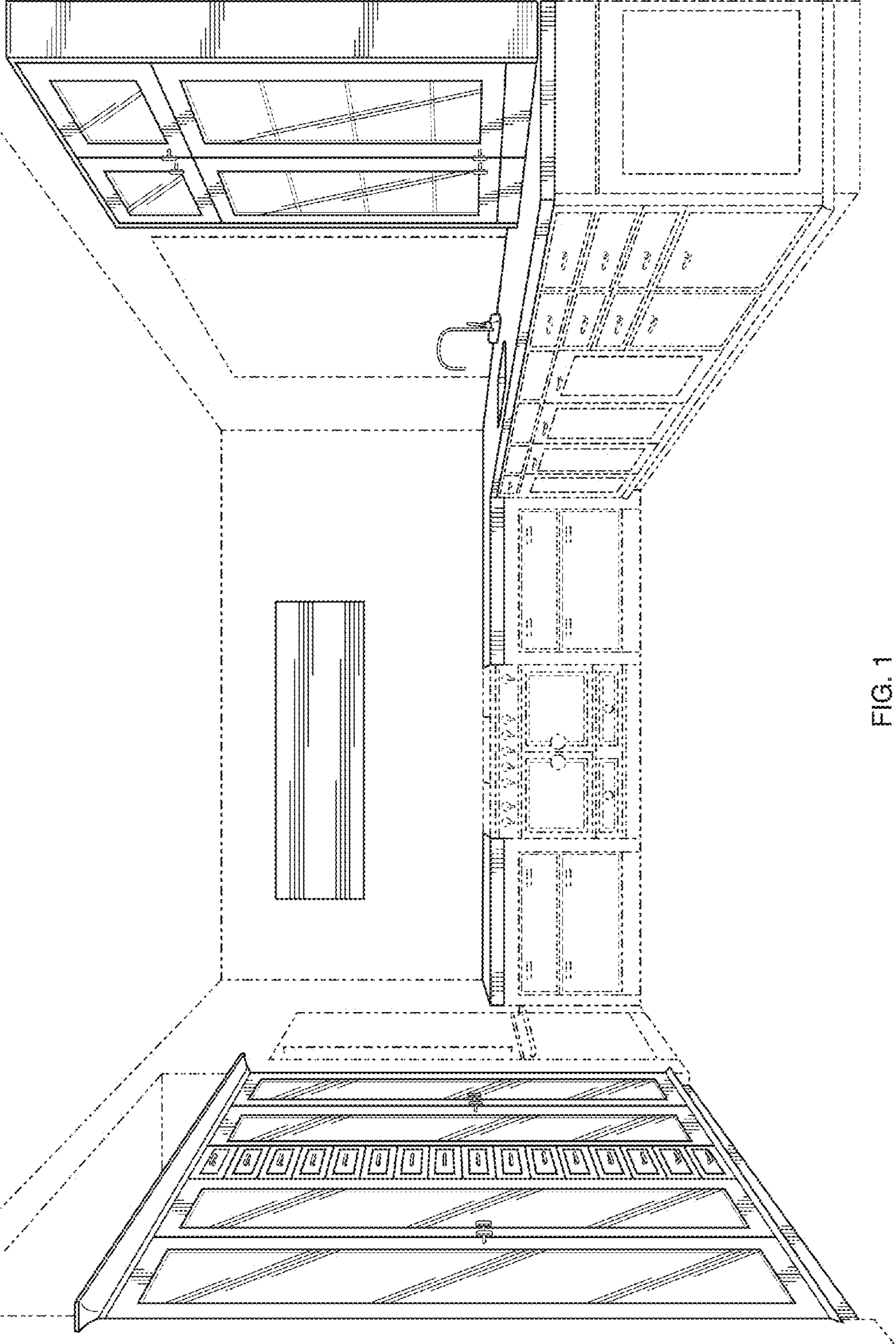


FIG. 1

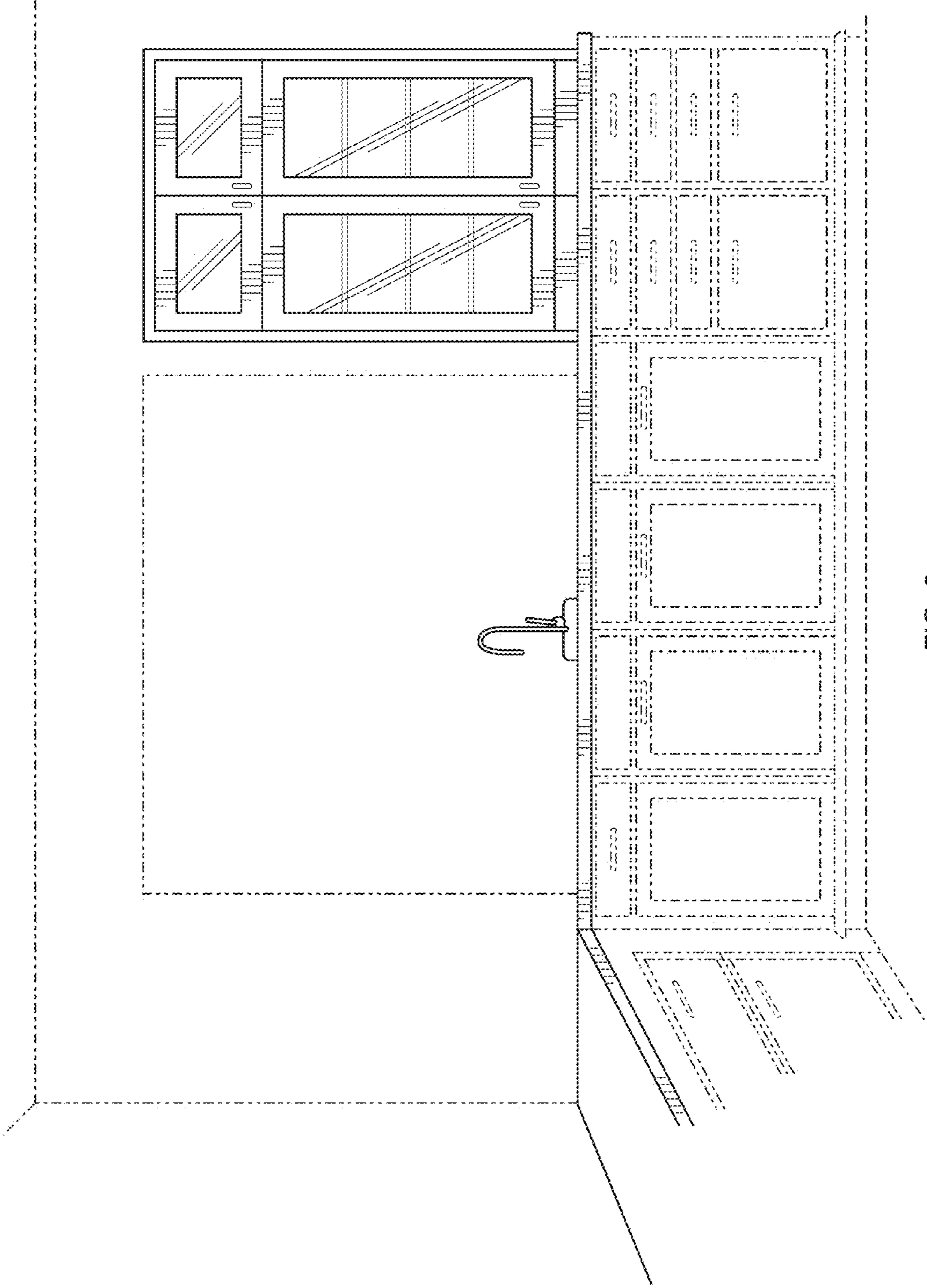


FIG. 2

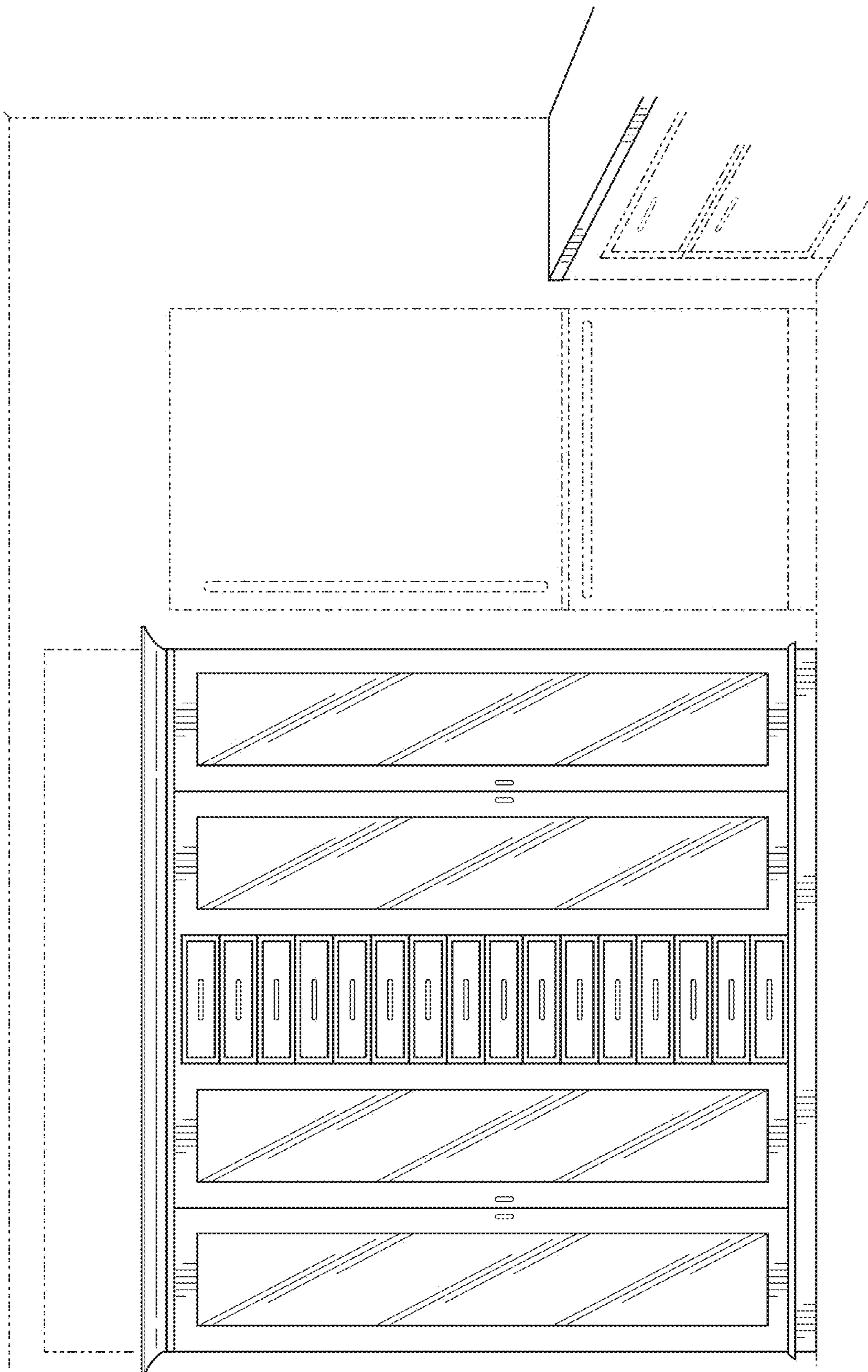


FIG. 3