



US00D681775S

(12) **United States Design Patent**
Bott et al.

(10) **Patent No.:** **US D681,775 S**

(45) **Date of Patent:** **** May 7, 2013**

(54) **SEGMENT OF A DISC FILTER**

(75) Inventors: **Reinhard Bott**, Waldbronn (DE);
Thomas Langeloh, Heidelberg (DE);
Jürgen Hahn, Hagenbach (DE); **Bruno Baumgartner**, Karlsruhe (DE)

(73) Assignee: **BOKELA Ingenieurgesellschaft für Mechanische Verfahrenstechnik mbH**, Karlsruhe (DE)

(**) Term: **14 Years**

(21) Appl. No.: **29/422,721**

(22) Filed: **May 23, 2012**

(30) **Foreign Application Priority Data**

Nov. 28, 2011 (EM) 001954298

(51) **LOC (9) Cl.** **23-01**

(52) **U.S. Cl.**
USPC **D23/209**

(58) **Field of Classification Search** D23/207,
D23/209; 210/331, 333.1, 327, 345
See application file for complete search history.

(56) **References Cited**

U.S. PATENT DOCUMENTS

3,485,376 A * 12/1969 Peterson et al. 210/331
3,948,779 A * 4/1976 Jackson 210/331
3,971,722 A * 7/1976 Radford 210/486
4,159,951 A * 7/1979 Davis 210/331

4,285,817 A * 8/1981 Barthelemy 210/486
4,330,405 A * 5/1982 Davis et al. 210/331
4,655,920 A * 4/1987 Ragnegard 210/331
4,844,806 A * 7/1989 Drori 210/448
4,935,136 A * 6/1990 Drori 210/333.1
5,258,120 A * 11/1993 Knodel et al. 210/232
5,766,466 A * 6/1998 Peterson 210/323.1
5,893,972 A * 4/1999 Peterson 210/331
7,314,556 B2 * 1/2008 Sheets et al. 210/331

* cited by examiner

Primary Examiner — Robin V Webster

(74) *Attorney, Agent, or Firm* — Jacobson Holman PLLC

(57) **CLAIM**

The ornamental design for a segment of a disc filter, as shown and described.

DESCRIPTION

FIG. 1 is an isometric view of a segment of a disc filter showing our new design.

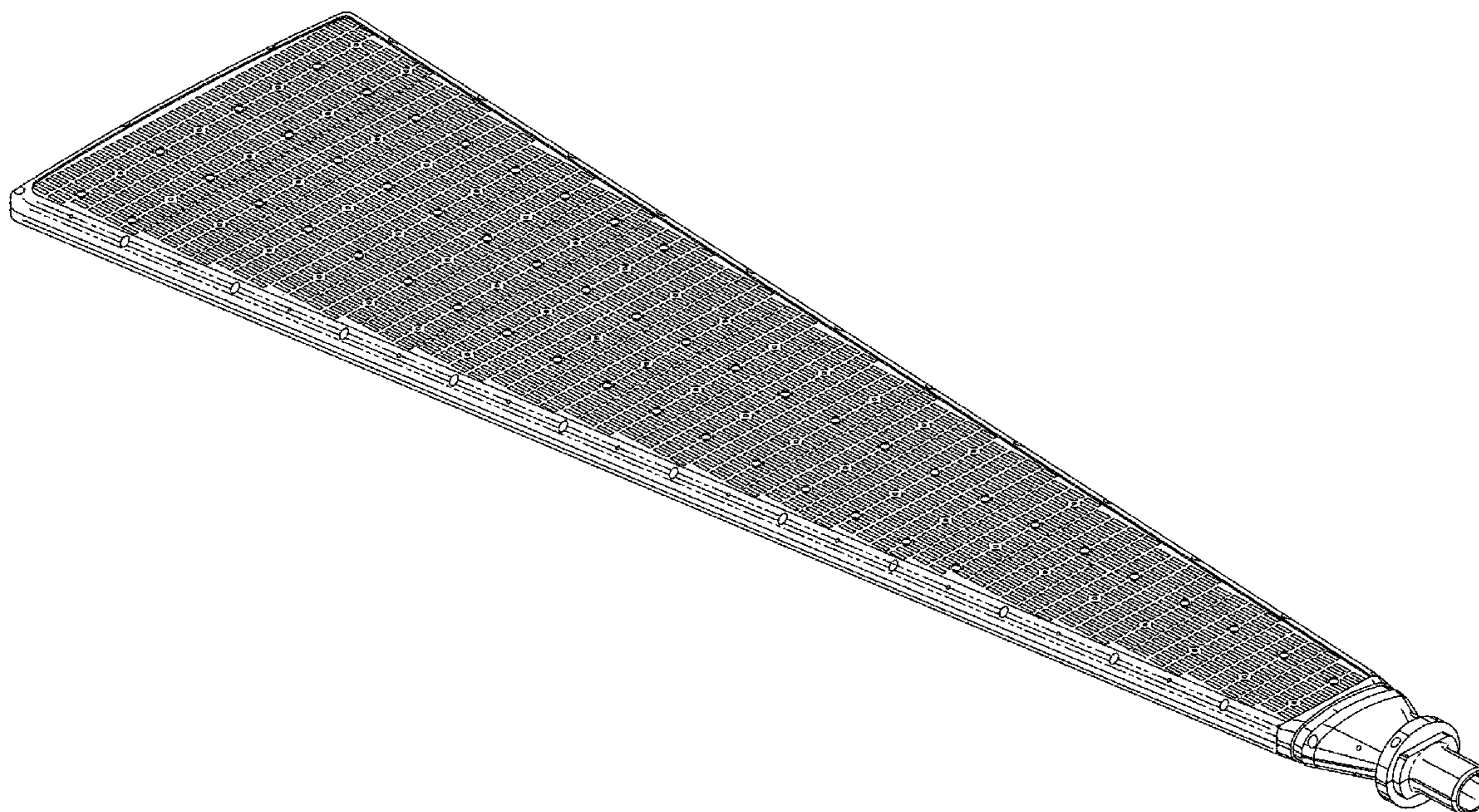
FIG. 2 is a front side elevational view of the segment of a disc filter of FIG. 1, the back side view being a mirror image thereof.

FIG. 3 is a top plan view of the segment of a disc filter of FIG. 1, the bottom plan view being a mirror image thereof.

FIG. 4 is an outer side plan view of the segment of a disc filter of FIG. 1; and,

FIG. 5 is an inner side plan view of the segment of a disc filter of FIG. 1.

1 Claim, 2 Drawing Sheets



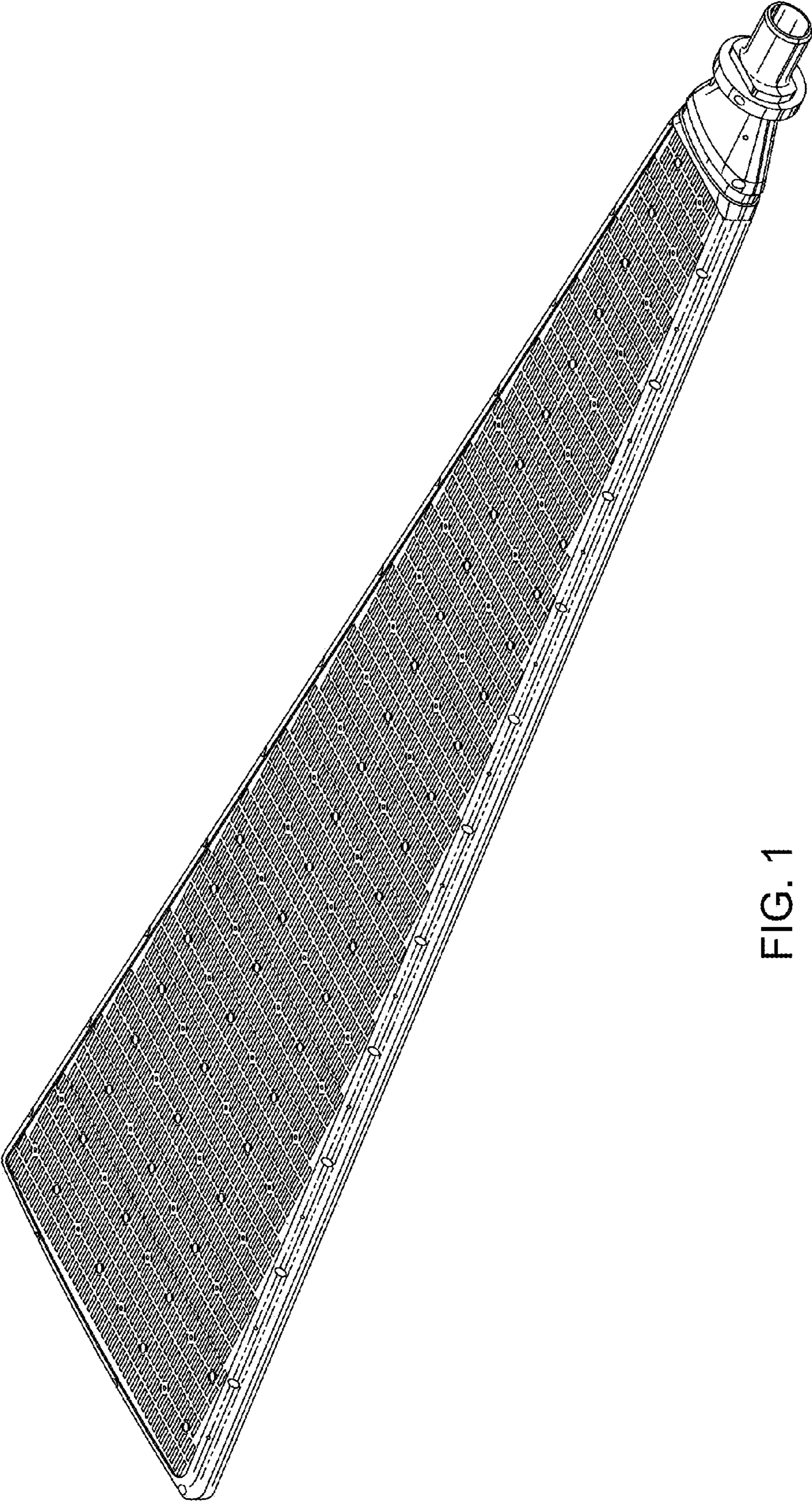


FIG. 1

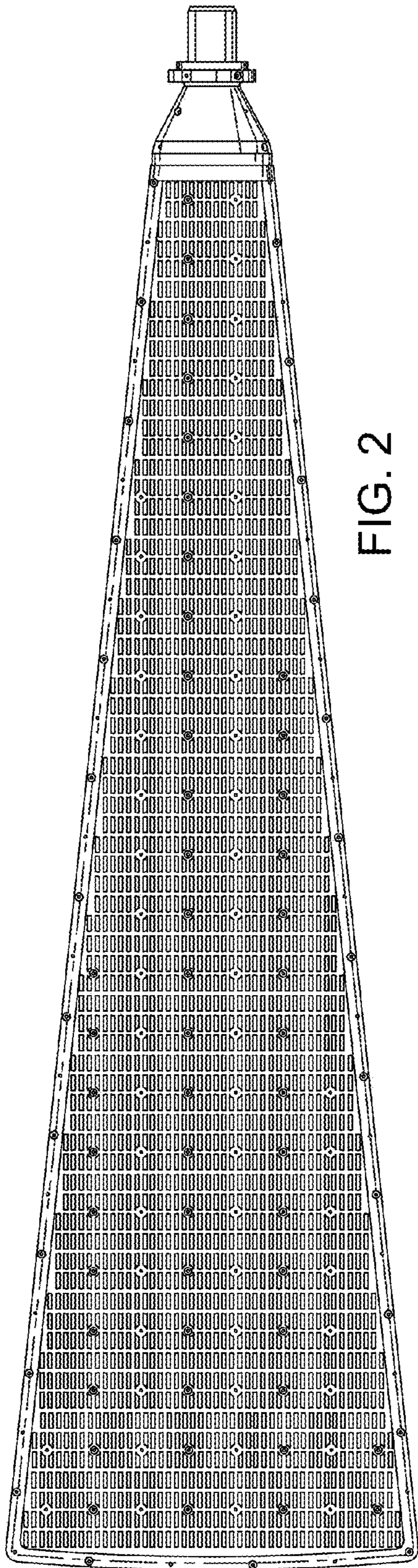


FIG. 2

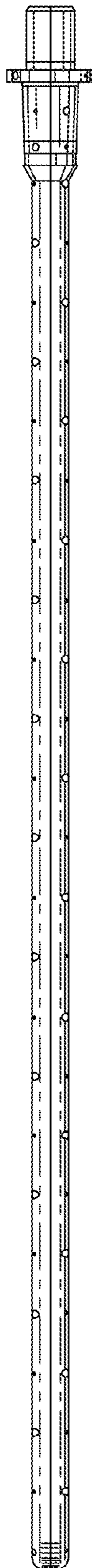


FIG. 3

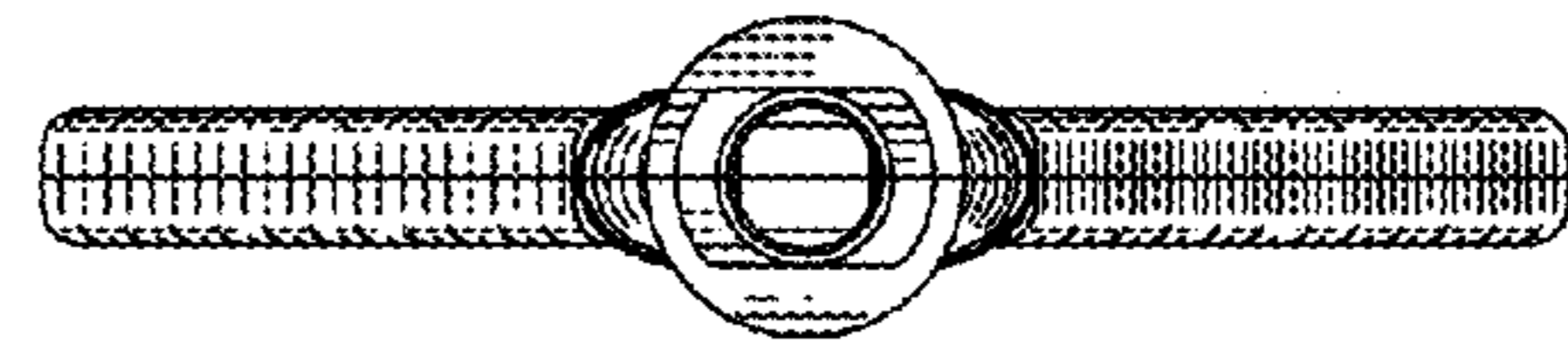


FIG. 5

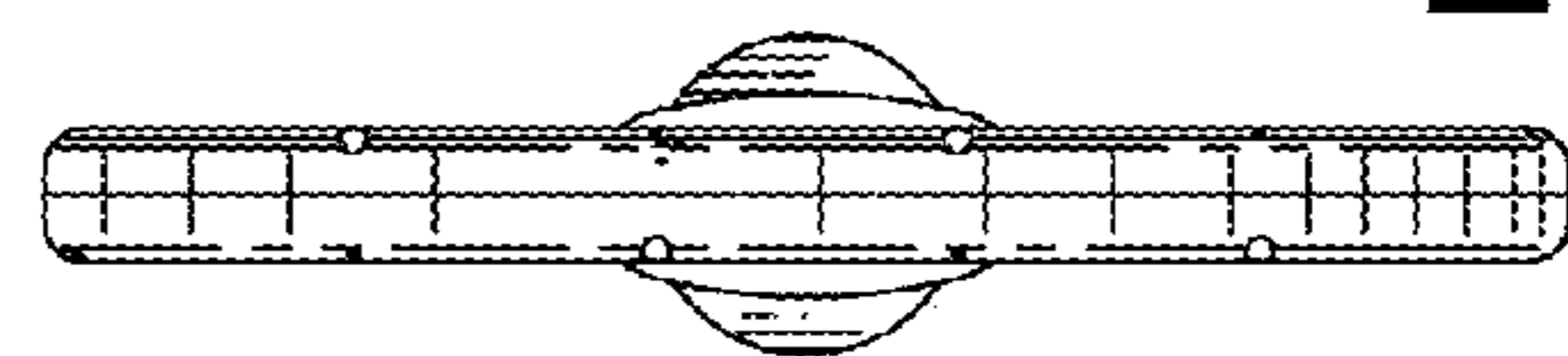


FIG. 4