



US00D681758S

(12) **United States Design Patent**
Garsen

(10) **Patent No.:** **US D681,758 S**

(45) **Date of Patent:** **** *May 7, 2013**

(54) **PUTTER GRIP**

(75) Inventor: **Bernerd Garsen**, Miami, FL (US)

(73) Assignee: **Garsen Golf, Inc.**, Miami, FL (US)

(*) Notice: This patent is subject to a terminal disclaimer.

(**) Term: **14 Years**

(21) Appl. No.: **29/358,248**

(22) Filed: **Mar. 24, 2010**

(51) **LOC (9) Cl.** **21-02**

(52) **U.S. Cl.**
USPC **D21/756**

(58) **Field of Classification Search** D21/756,
D21/758; 473/300-303, 201
See application file for complete search history.

(56) **References Cited**

U.S. PATENT DOCUMENTS

2,218,268 A * 10/1940 Reid D21/756

D295,207 S * 4/1988 Mahaffey D21/756
D399,282 S * 10/1998 Jarrett D21/756
D515,649 S * 2/2006 Zichmanis D21/756

* cited by examiner

Primary Examiner — Mitchell I Siegel

(74) *Attorney, Agent, or Firm* — Lott & Fischer, PL


(57) **CLAIM**

The ornamental design for a putter grip, as shown and described.

DESCRIPTION

FIG. 1 is a perspective view of my ornamental design;
FIG. 2 is an inverted side view of the ornamental design of FIG. 1;
FIG. 3 is an opposite side view of the ornamental design of FIG. 2;
FIG. 4 is a rear inverted elevational view of the ornamental design of FIG. 1;
FIG. 5 is a front inverted elevational view of the ornamental design of FIG. 1;
FIG. 6 is an end view of the ornamental design of FIG. 1; and,
FIG. 7 is an opposite end view ornamental design of FIG. 6.

1 Claim, 4 Drawing Sheets



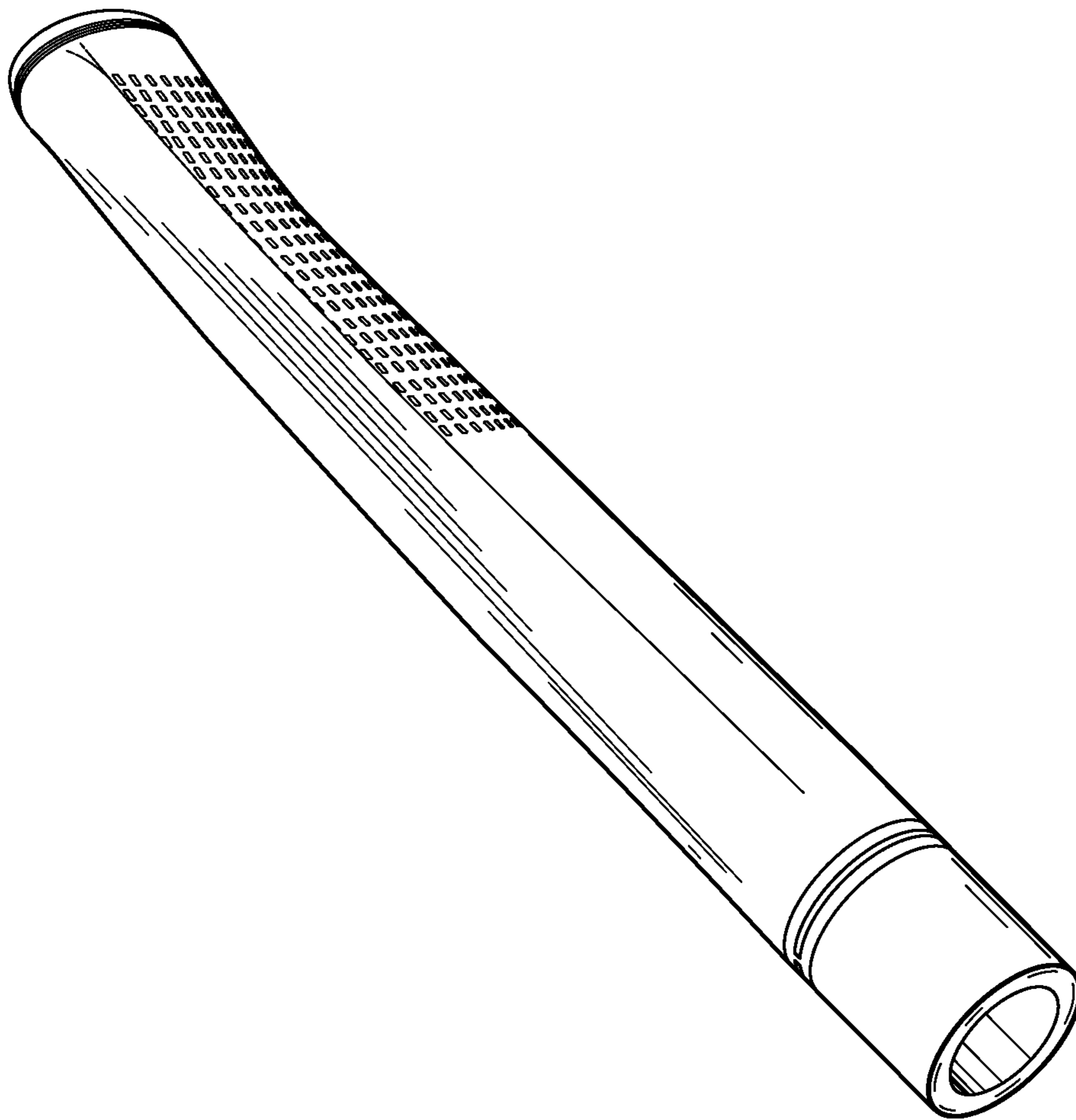


FIG. 1

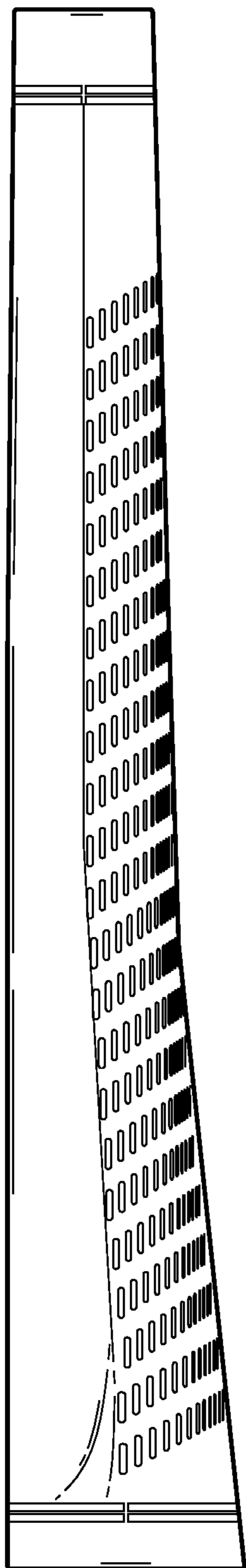


FIG. 2

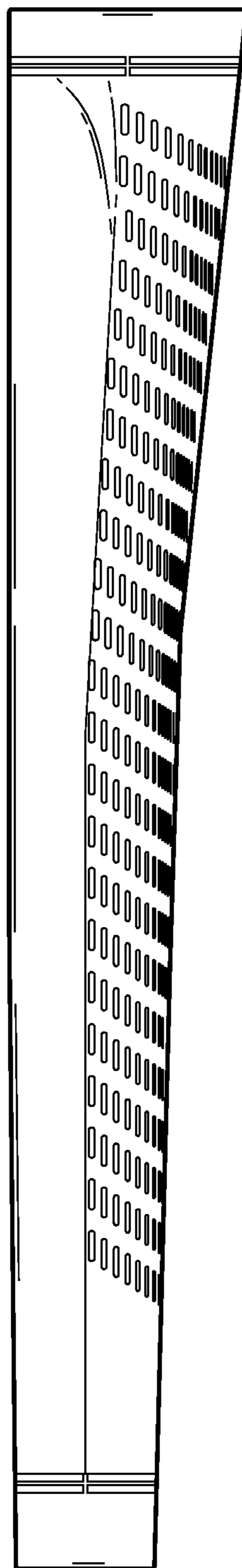


FIG. 3

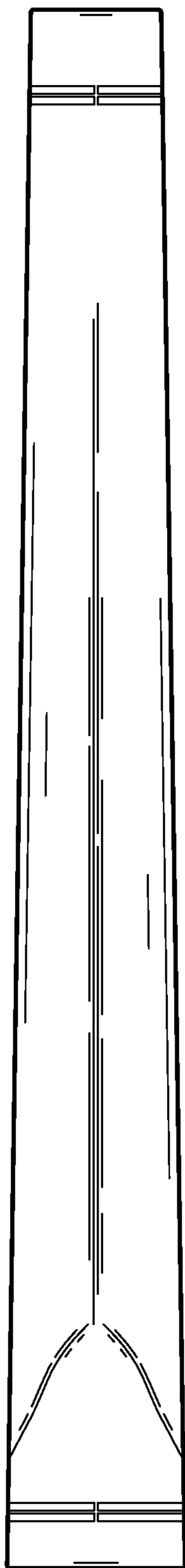


FIG. 4

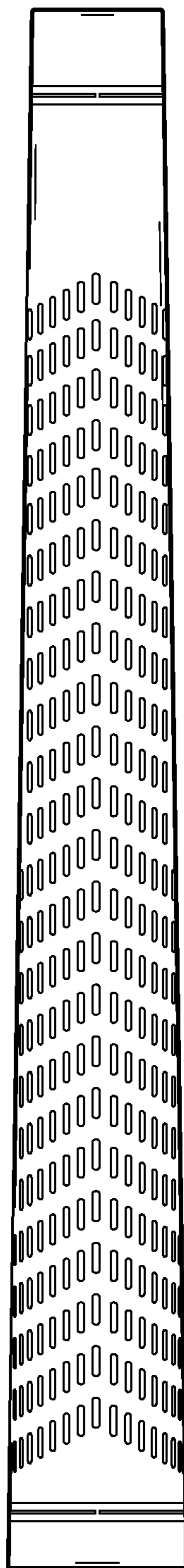


FIG. 5

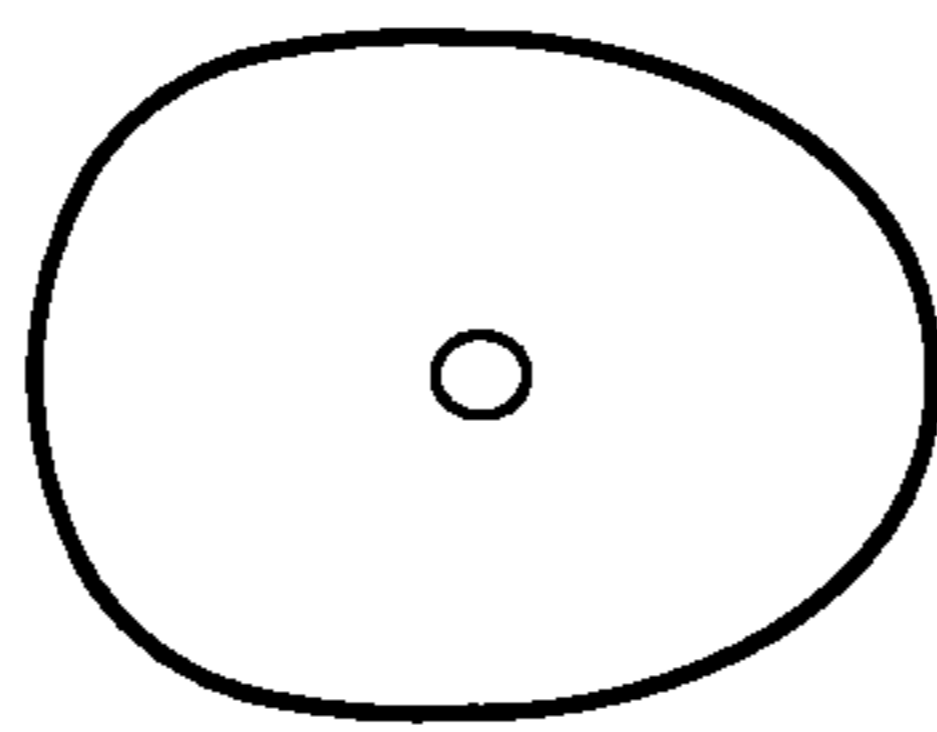


FIG. 6

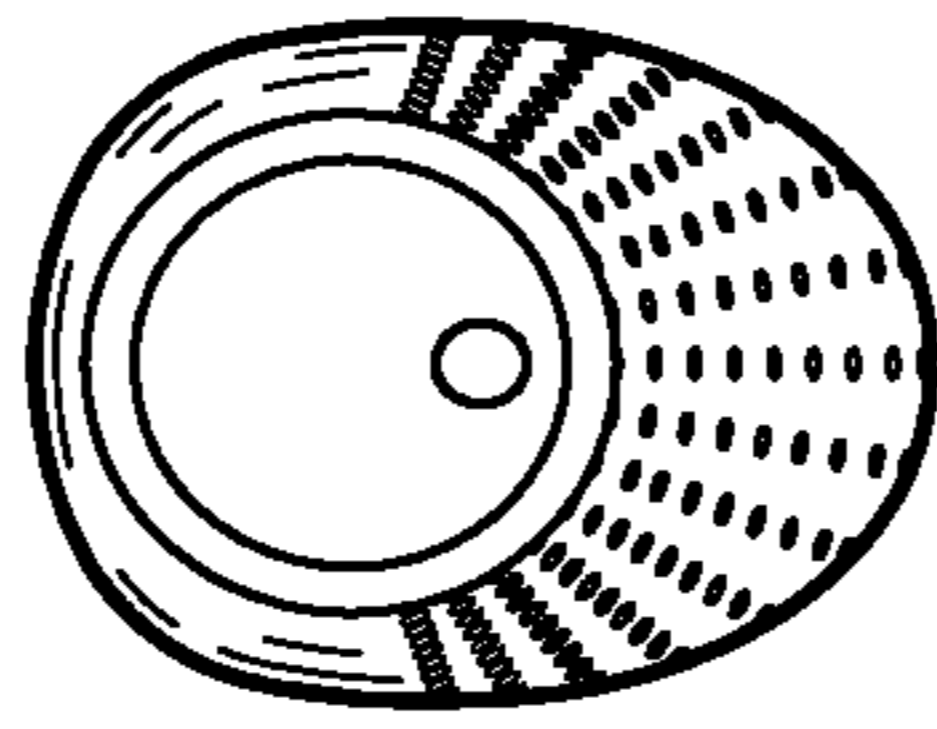


FIG. 7