



US00D681747S

(12) **United States Design Patent**
Ward

(10) **Patent No.:** **US D681,747 S**

(45) **Date of Patent:** **** May 7, 2013**

(54) **HANGING PLUSH TOY**

(76) Inventor: **Timothy M. Ward**, Westfield, NJ (US)

(**) Term: **14 Years**

(21) Appl. No.: **29/429,357**

(22) Filed: **Aug. 9, 2012**

(51) **LOC (9) Cl.** **21-01**

(52) **U.S. Cl.**
USPC **D21/648**

(58) **Field of Classification Search** D21/621,
D21/623, 624, 625, 628, 630, 631, 633, 640,
D21/643-649, 659; 446/268, 360, 361, 376,
446/379, 382-384; D6/595-601; D3/207-211
See application file for complete search history.

(56) **References Cited**

U.S. PATENT DOCUMENTS

D33,634 S	*	12/1900	Lord	D3/210
D281,210 S	*	11/1985	Roberts	D6/502
D321,786 S	*	11/1991	Kraus	D3/211
D368,823 S	*	4/1996	Cancellieri	D6/599
D429,325 S	*	8/2000	Macaree	D23/367
D439,099 S	*	3/2001	Erickson	D6/601
D627,092 S	*	11/2010	Puglisi	D26/47
D647,578 S		10/2011	Ward		
D654,968 S		2/2012	Ward		

* cited by examiner

Primary Examiner — Zenia Bennett

(74) *Attorney, Agent, or Firm* — Waddey & Patterson, PC;
Matthew C. Cox

(57) **CLAIM**

What is claimed is the ornamental design for a hanging plush toy, as shown and described.

DESCRIPTION

FIG. 1 is a top view showing the hanging plush toy of Applicant's invention.

FIG. 2 is a left side view of the hanging plush toy of Applicant's invention.

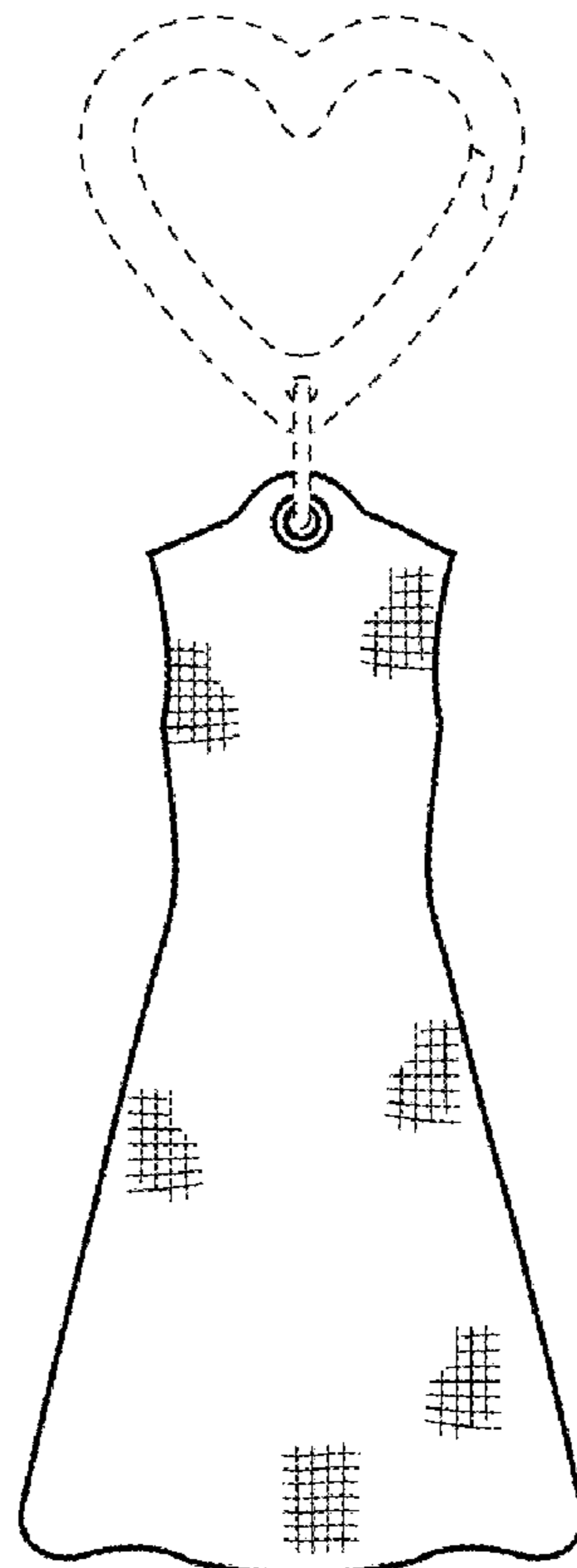
FIG. 3 is a front view of the hanging plush toy of Applicant's invention.

FIG. 4 is a right side view of the hanging plush toy of Applicant's invention; and,

FIG. 5 is a bottom view of the hanging plush toy of Applicant's invention.

In the Figures, the dash-dot-dash lines represent stitching. The broken dash lines represent environmental structure which forms no part of the claimed design.

1 Claim, 1 Drawing Sheet






FIG. 1

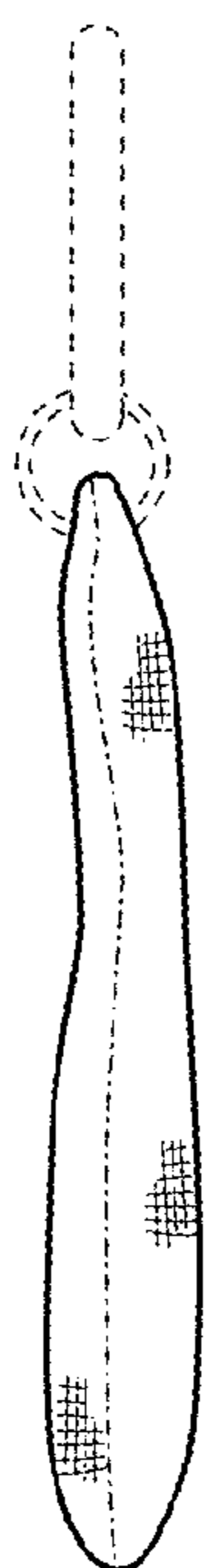


FIG. 2

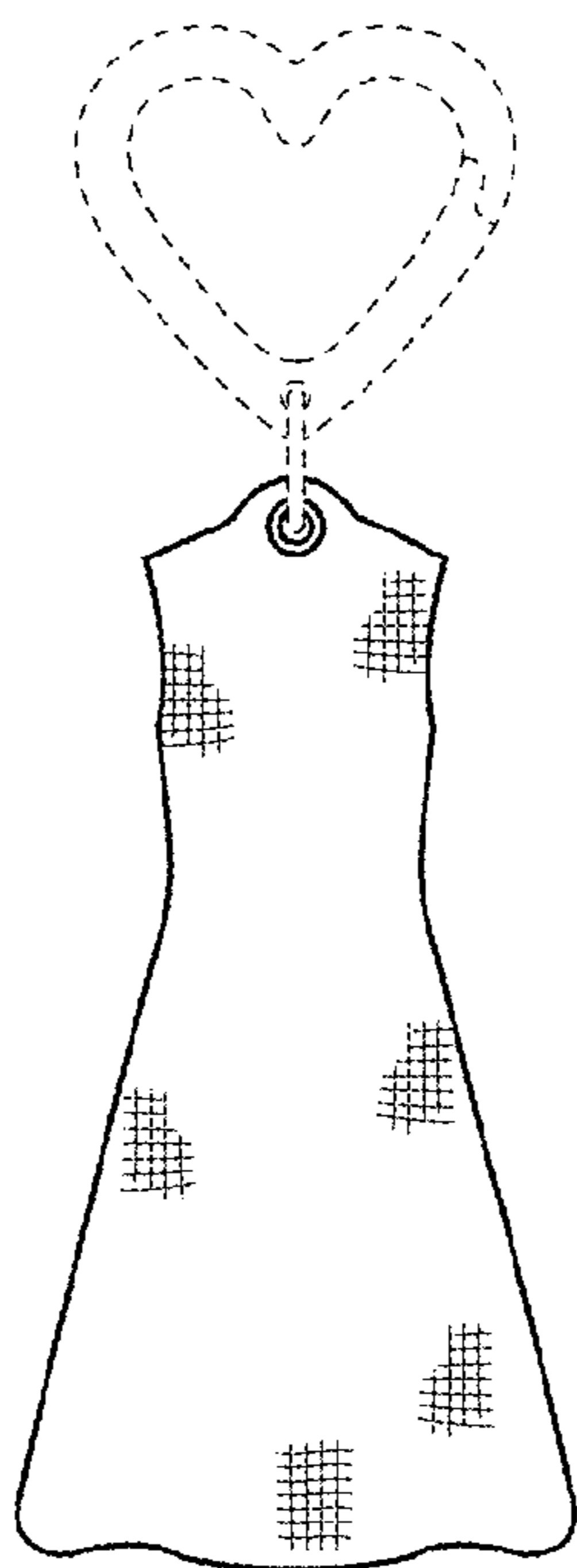


FIG. 3



FIG. 4

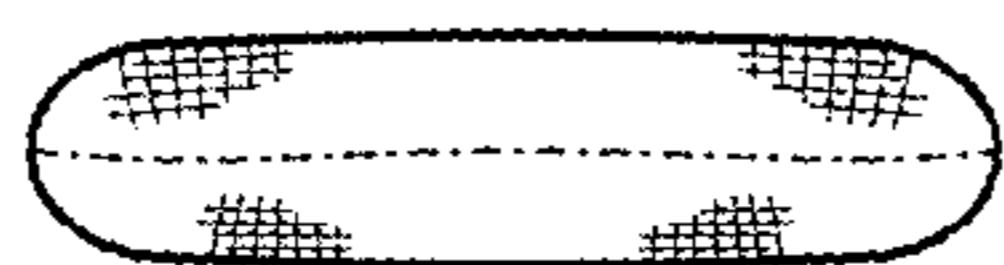


FIG. 5