



US00D681744S

(12) **United States Design Patent**  
**Hengel et al.**

(10) **Patent No.:** **US D681,744 S**

(45) **Date of Patent:** **\*\* May 7, 2013**

(54) **PLUSH TOY**

(75) Inventors: **Charles M. Hengel**, Woodland, MN (US); **Bryan Stave**, Bloomington, MN (US); **Art Brown**, Minnetonka, MN (US)

(73) Assignee: **martFIVE LLC**, Minnetonka, MN (US)

(\*\*) Term: **14 Years**

(21) Appl. No.: **29/410,952**

(22) Filed: **Jan. 13, 2012**

(51) **LOC (9) Cl.** ..... **21-01**

(52) **U.S. Cl.**  
USPC ..... **D21/611**

(58) **Field of Classification Search** ..... D6/598;  
D11/158; D21/576-578, 585-588, 604-605,  
D21/611-613; D30/160; 446/72, 97-98,  
446/268-269

See application file for complete search history.

(56) **References Cited**

**U.S. PATENT DOCUMENTS**

D104,025	S	*	4/1937	Frederick et al.	.....	D21/604
D313,443	S	*	1/1991	Senitt	.....	D21/588
D408,671	S	*	4/1999	Bear	.....	D6/598
D418,554	S	*	1/2000	E.	.....	D21/613
D532,156	S	*	11/2006	Chen	.....	D21/611
D534,223	S	*	12/2006	Sutton	.....	D21/604
D648,906	S	*	11/2011	Byrne	.....	D30/160
2002/0144351	A1	*	10/2002	Fujii	.....	D6/598

\* cited by examiner

*Primary Examiner* — Sandra Morris

(74) *Attorney, Agent, or Firm* — Schwegman Lundberg & Woessner, P.A.

(57) **CLAIM**

The ornamental design for the plush toy, as shown and described.

**DESCRIPTION**

FIG. 1 is an elevated front right perspective view of a plush toy, with dashed lines indicating stitching, phantom lines showing optional design and shading showing contour.

FIG. 2 is a left side view of a plush toy, with dashed lines indicating stitching, phantom lines showing optional design and shading showing contour.

FIG. 3 is a right side view of a plush toy, with dashed lines indicating stitching, phantom lines showing optional design and shading showing contour.

FIG. 4 is a front view of a plush toy, with dashed lines indicating stitching, phantom lines showing optional design and shading showing contour.


FIG. 5 is a back view of a plush toy, with dashed lines indicating stitching, phantom lines showing optional design and shading showing contour.

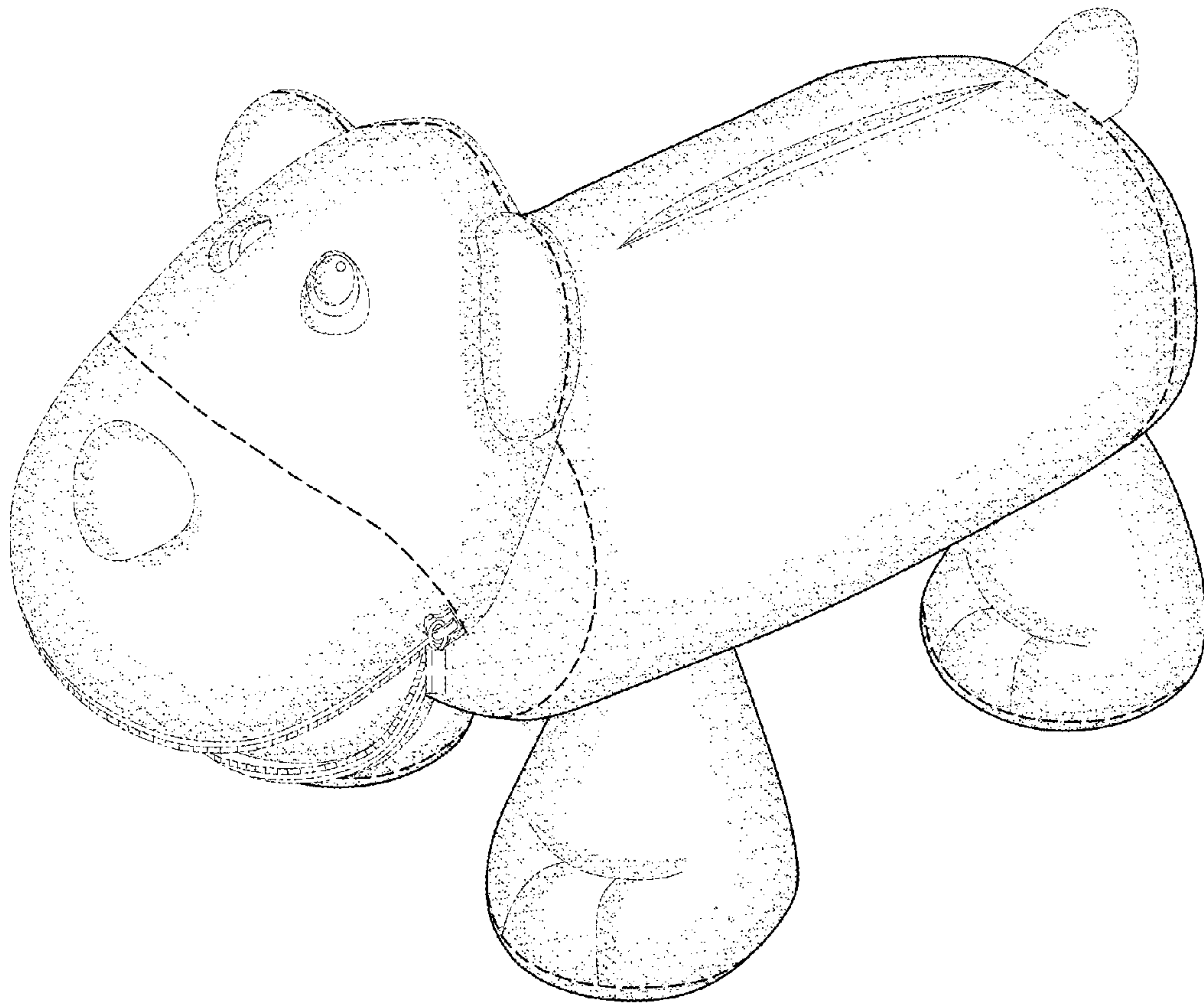
FIG. 6 is a top view of a plush toy, with dashed lines indicating stitching, phantom lines showing optional design and shading showing contour.

FIG. 7 is a bottom view of a plush toy, with dashed lines indicating stitching, phantom lines showing optional design and shading showing contour; and,


FIG. 8 is a cross-section side view taken along line 6-6 in FIG. 6.

**1 Claim, 8 Drawing Sheets**



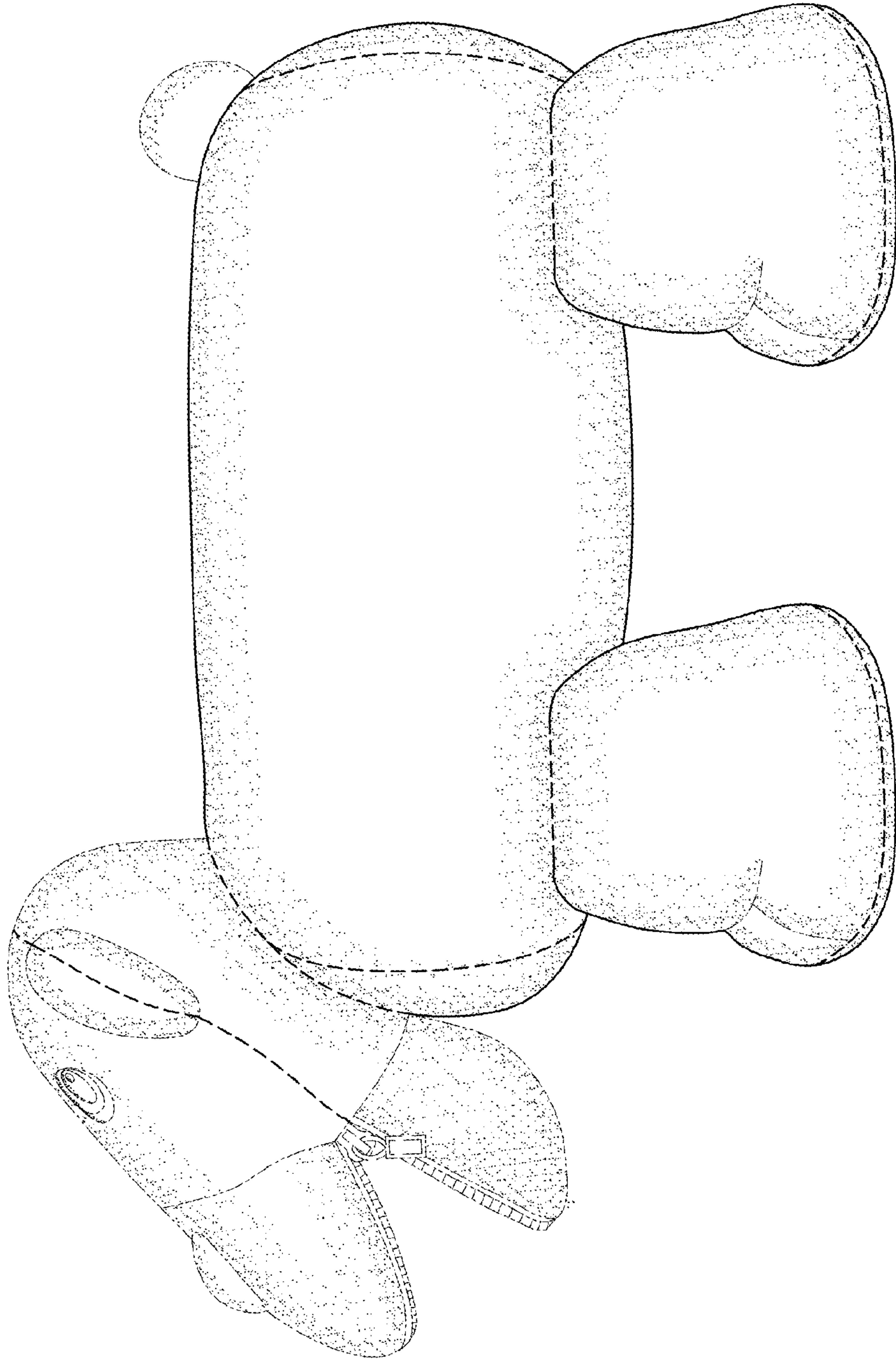


*FIG. 1*




*FIG. 2*

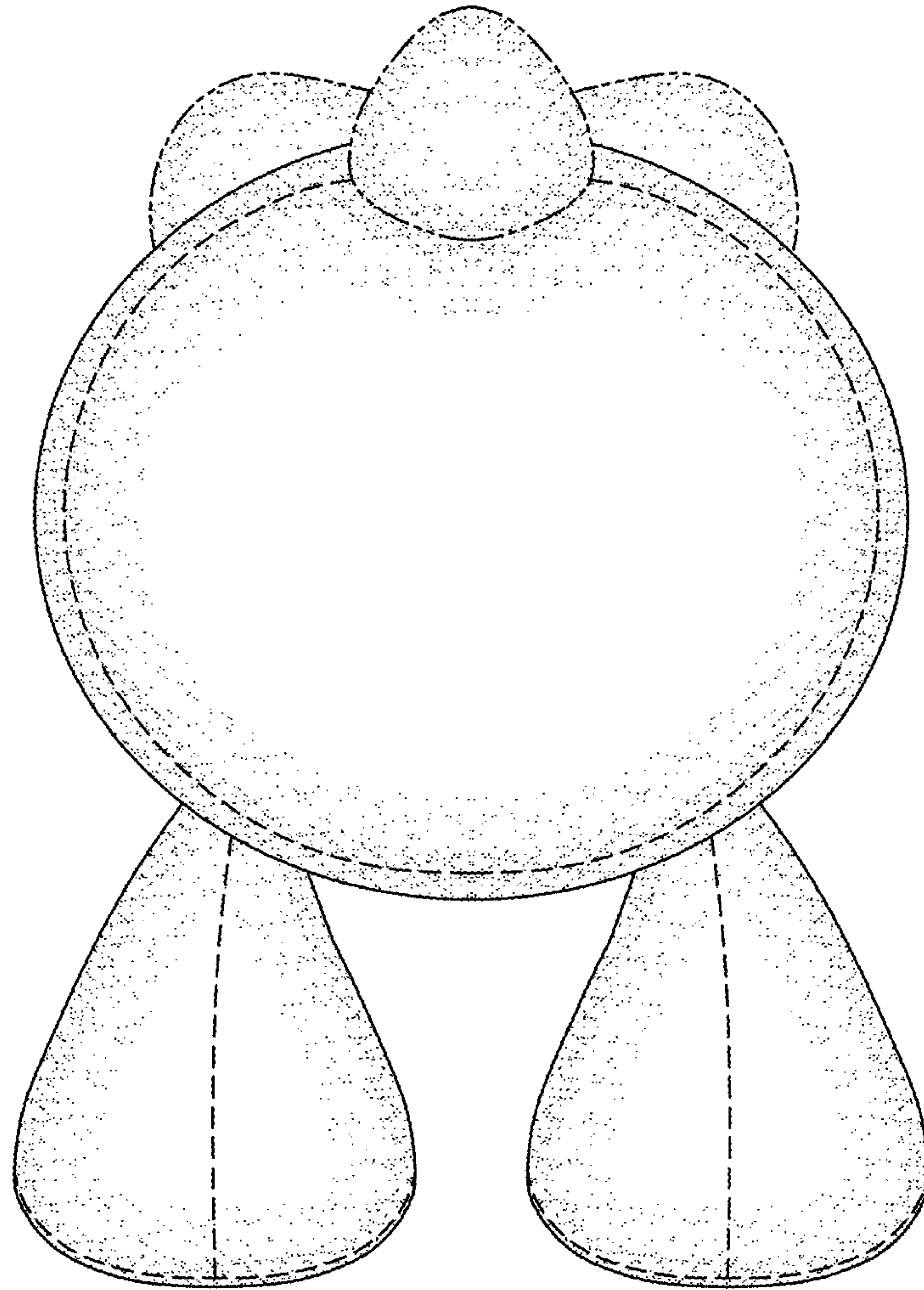




**FIG. 3**



*FIG. 4*



*FIG. 5*

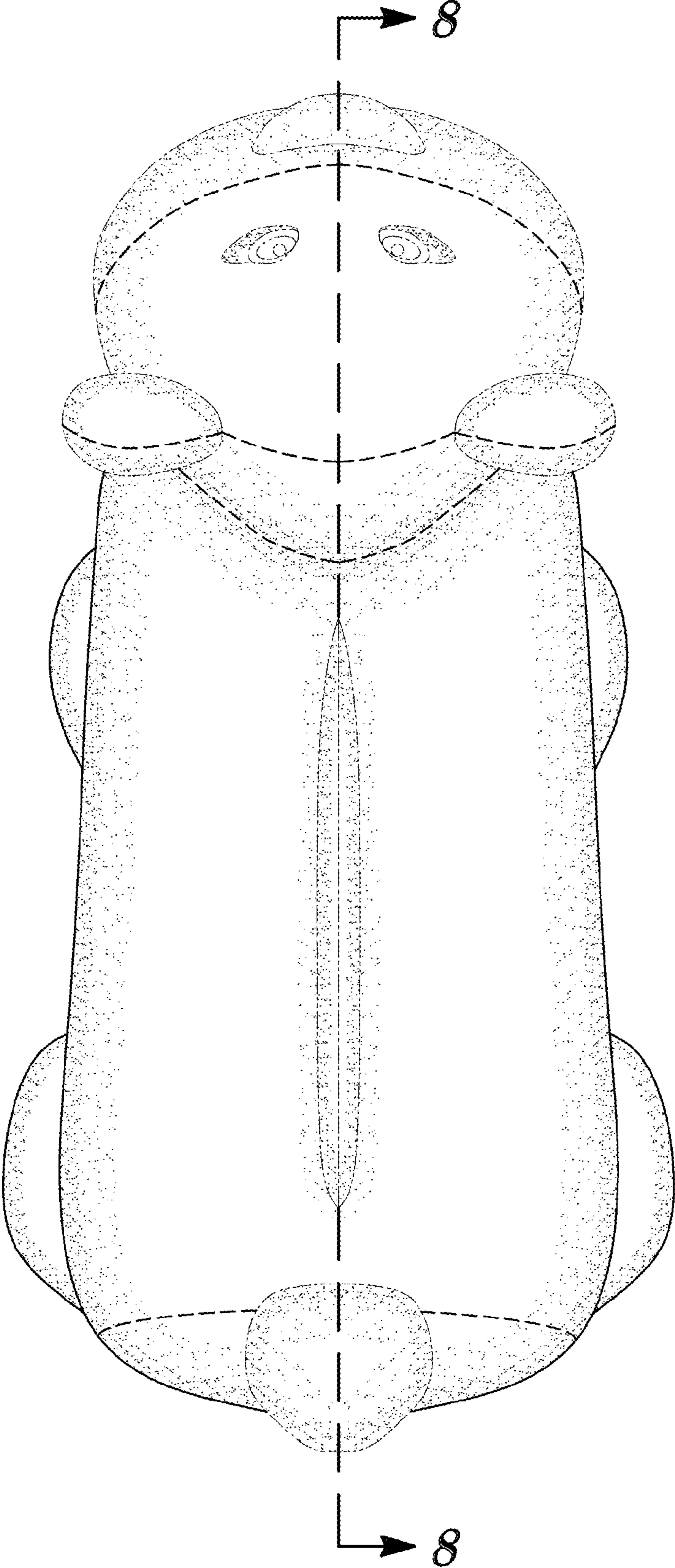


FIG. 6



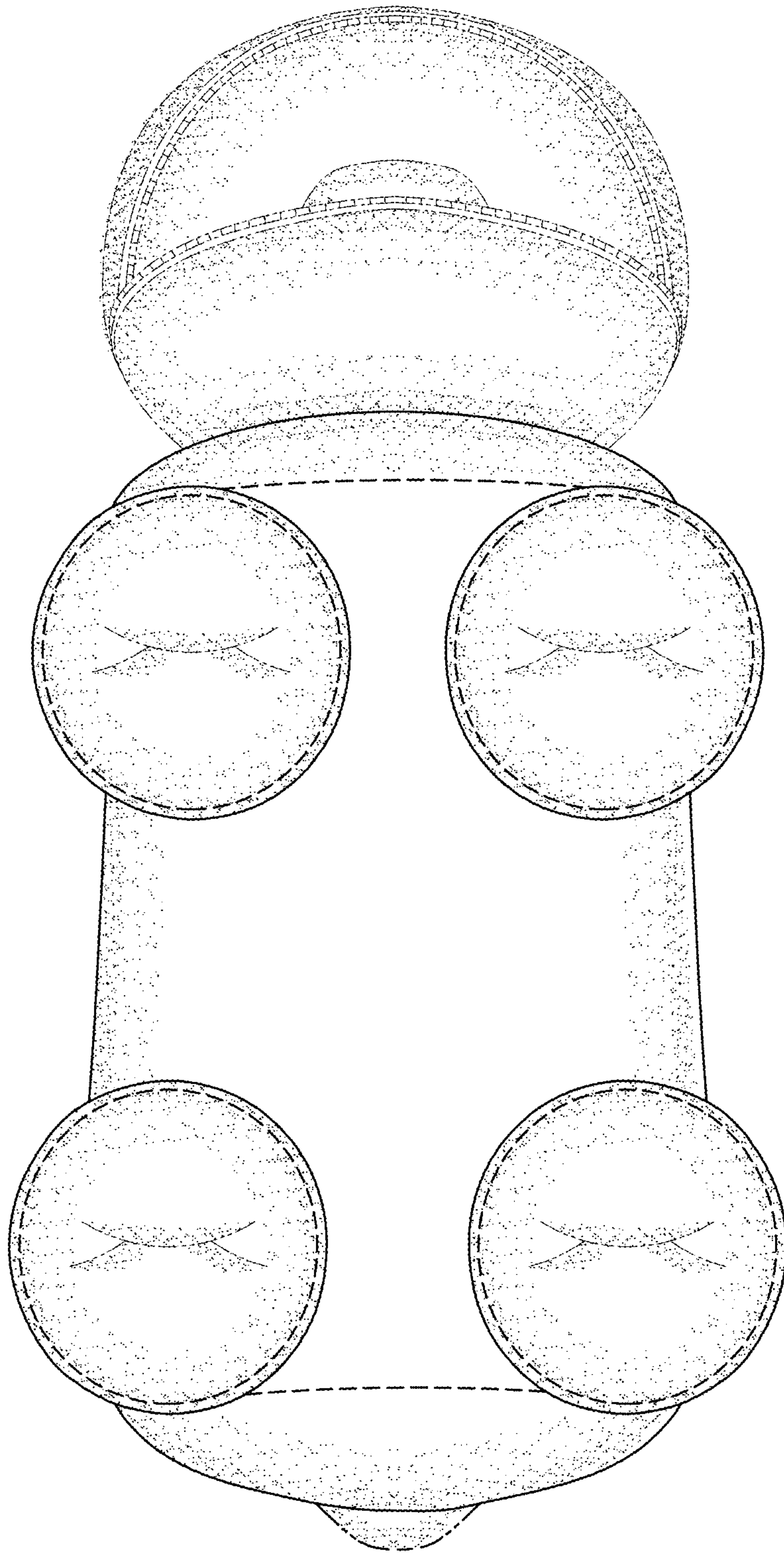


FIG. 7



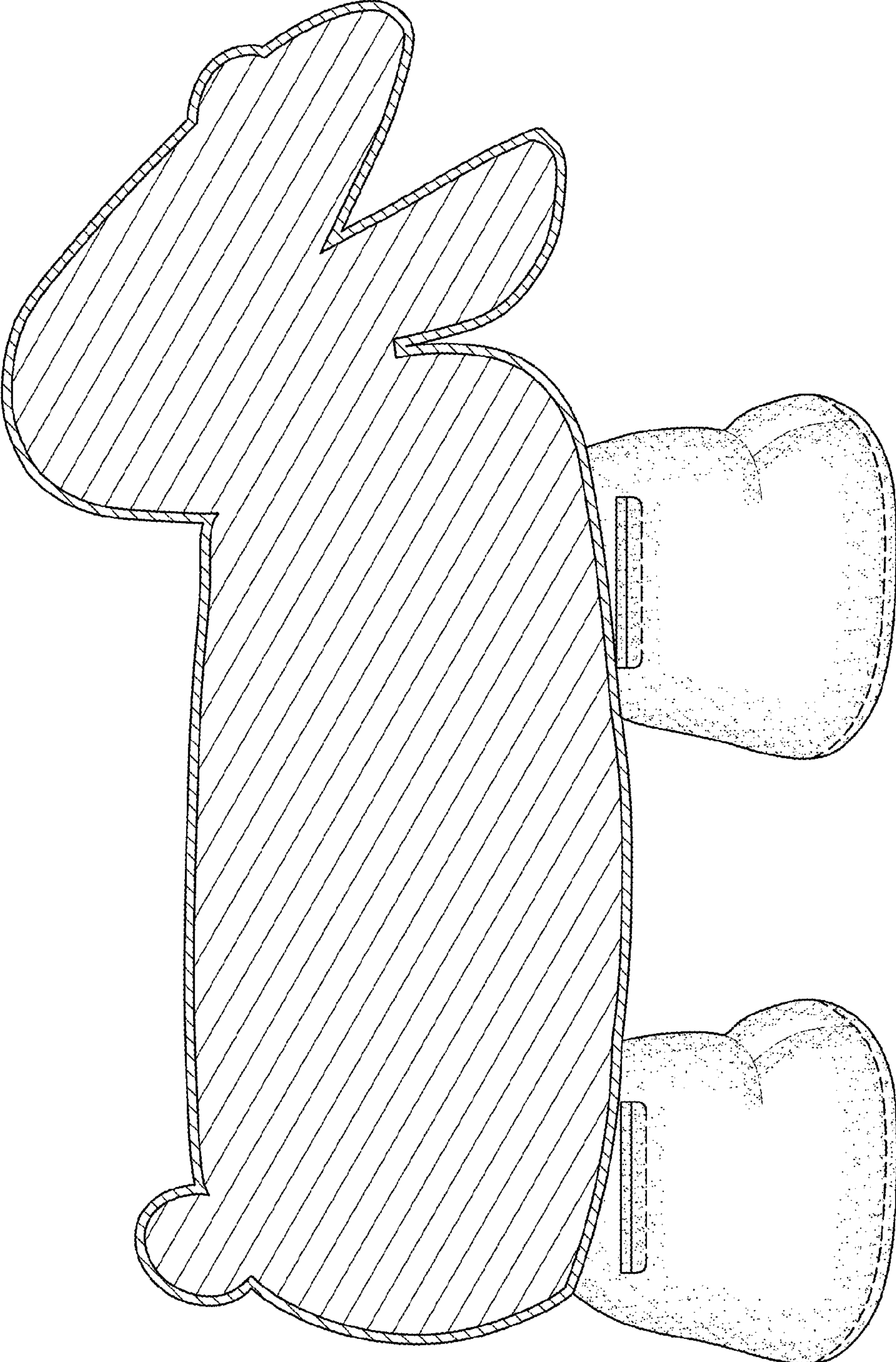


FIG. 8