



US00D681743S

(12) **United States Design Patent**
Yueh

(10) **Patent No.:** **US D681,743 S**

(45) **Date of Patent:** **** May 7, 2013**

(54) **PUPPET**

(71) Applicant: **Hannspree, Inc.**, New Taipei (TW)

(72) Inventor: **Chin-Huei Yueh**, Taipei (TW)

(73) Assignee: **Hannspree, Inc.**, New Taipei (TW)

(**) Term: **14 Years**

(21) Appl. No.: **29/435,090**

(22) Filed: **Oct. 19, 2012**

(30) **Foreign Application Priority Data**

Aug. 16, 2012 (TW) 101304800

(51) **LOC (9) Cl.** **21-01**

(52) **U.S. Cl.**
USPC **D21/588**; D21/621

(58) **Field of Classification Search** D21/587-590,
D21/621, 623, 624, 625, 628, 630, 631, 633,
D21/640, 643-649, 659; 446/268, 360, 361,
446/376, 379, 382-384; D6/595-601
See application file for complete search history.

(56) **References Cited**

U.S. PATENT DOCUMENTS

D186,119 S * 9/1959 Henson D21/588

D247,515 S * 3/1978 Giustino D21/588
D291,817 S * 9/1987 Fogarty et al. D21/588
D301,083 S * 5/1989 Wagner D2/615
D417,707 S * 12/1999 Gilford D21/626
D534,972 S * 1/2007 Strasberg D21/588
D552,694 S * 10/2007 Kaiser D21/626
D652,459 S * 1/2012 Adinolfi D21/626

* cited by examiner

Primary Examiner — Zenia Bennett

(74) *Attorney, Agent, or Firm* — Bacon & Thomas, PLLC

(57) **CLAIM**

The ornamental design for a puppet, as shown.

DESCRIPTION

FIG. 1 is a perspective view of a puppet showing my new design;

FIG. 2 is a front elevational view thereof;

FIG. 3 is a rear elevational view thereof;

FIG. 4 is a left side elevational view thereof;

FIG. 5 is a right side elevational view thereof;

FIG. 6 is a top plan view thereof; and,

FIG. 7 is a bottom plan view thereof.

The broken lines in the drawing are for illustrative purposes only and form no part of the claimed design.

1 Claim, 6 Drawing Sheets






FIG. 1




FIG. 2

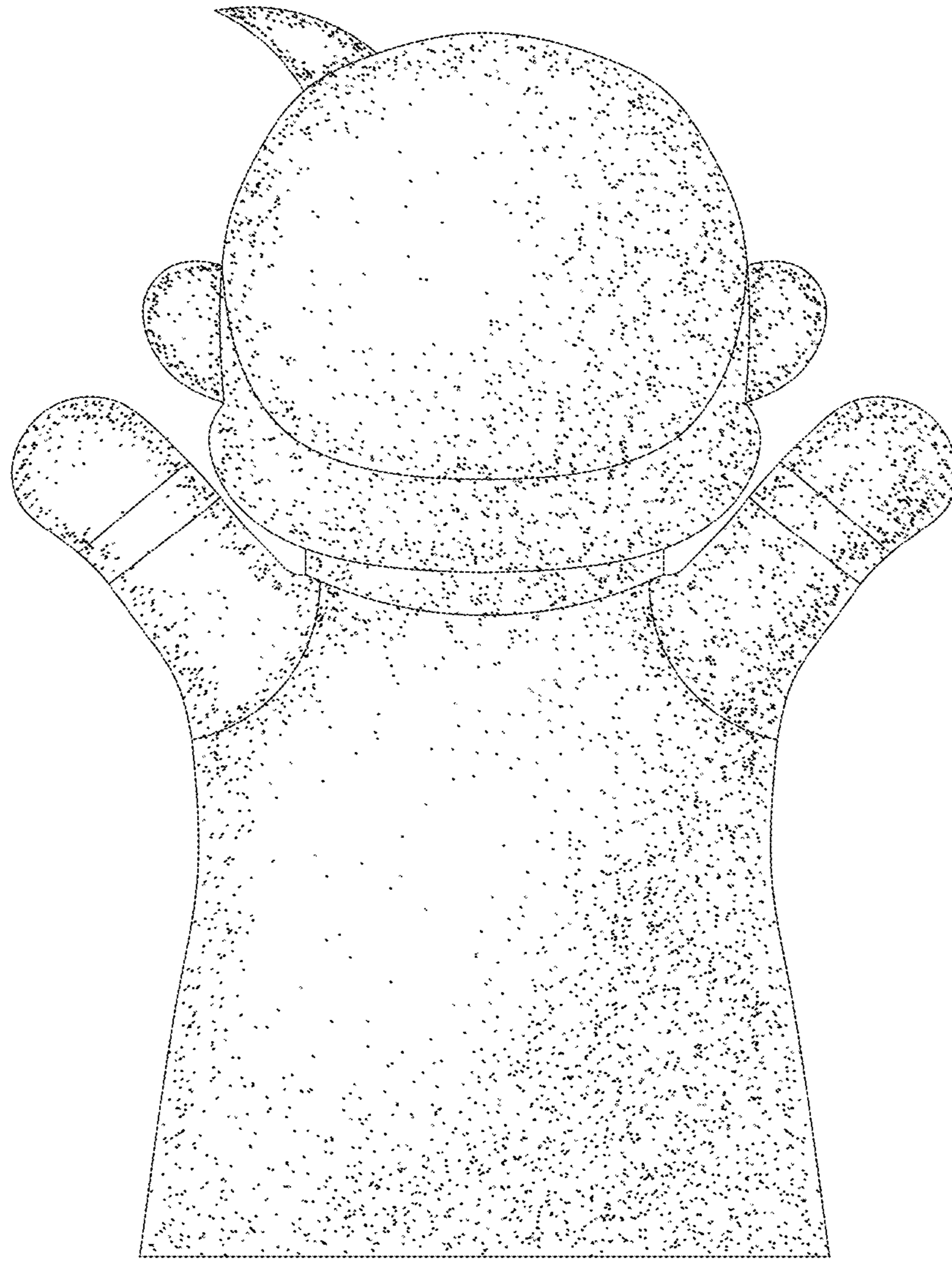


FIG. 3



FIG. 4



FIG. 5

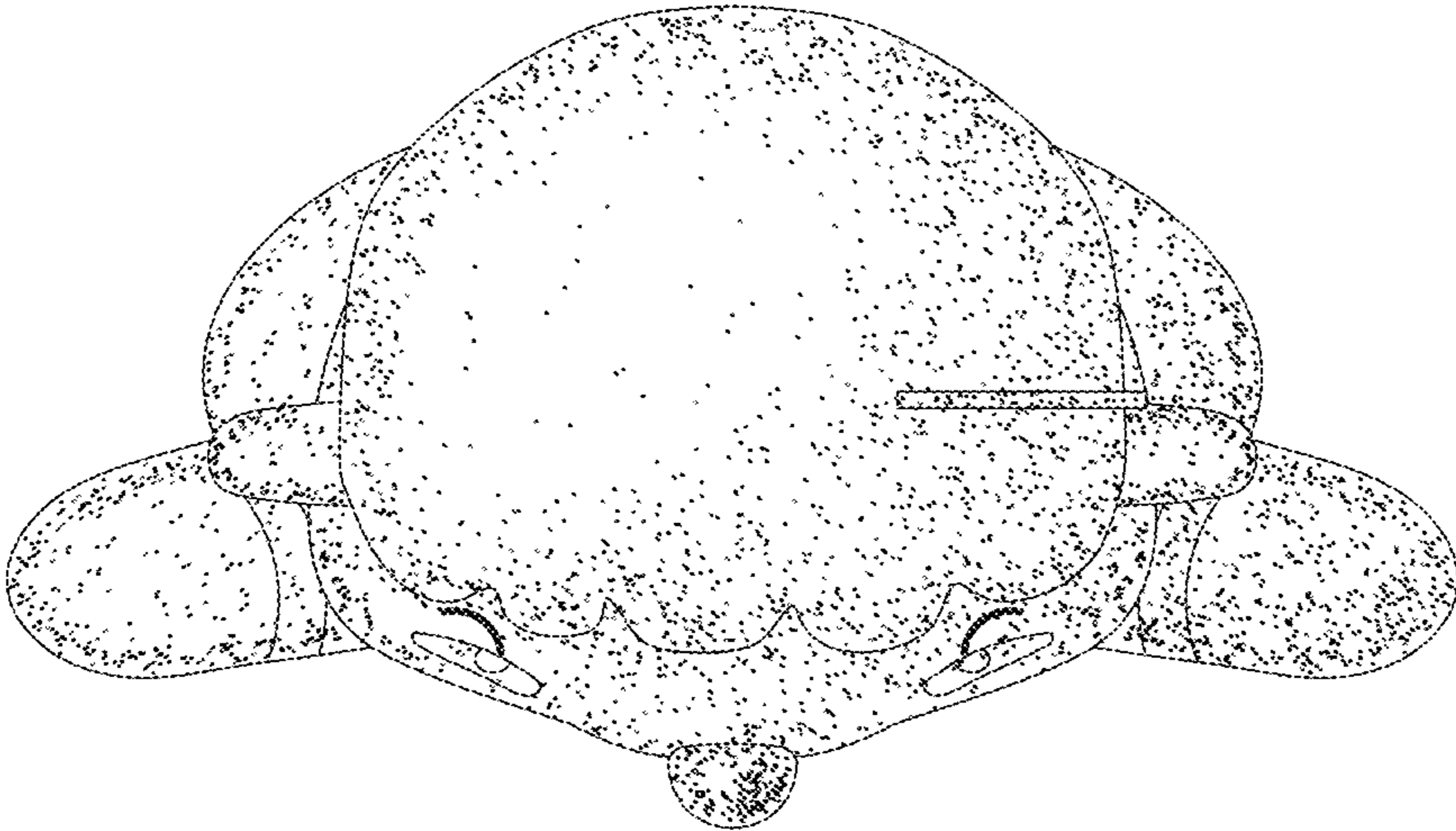


FIG. 6

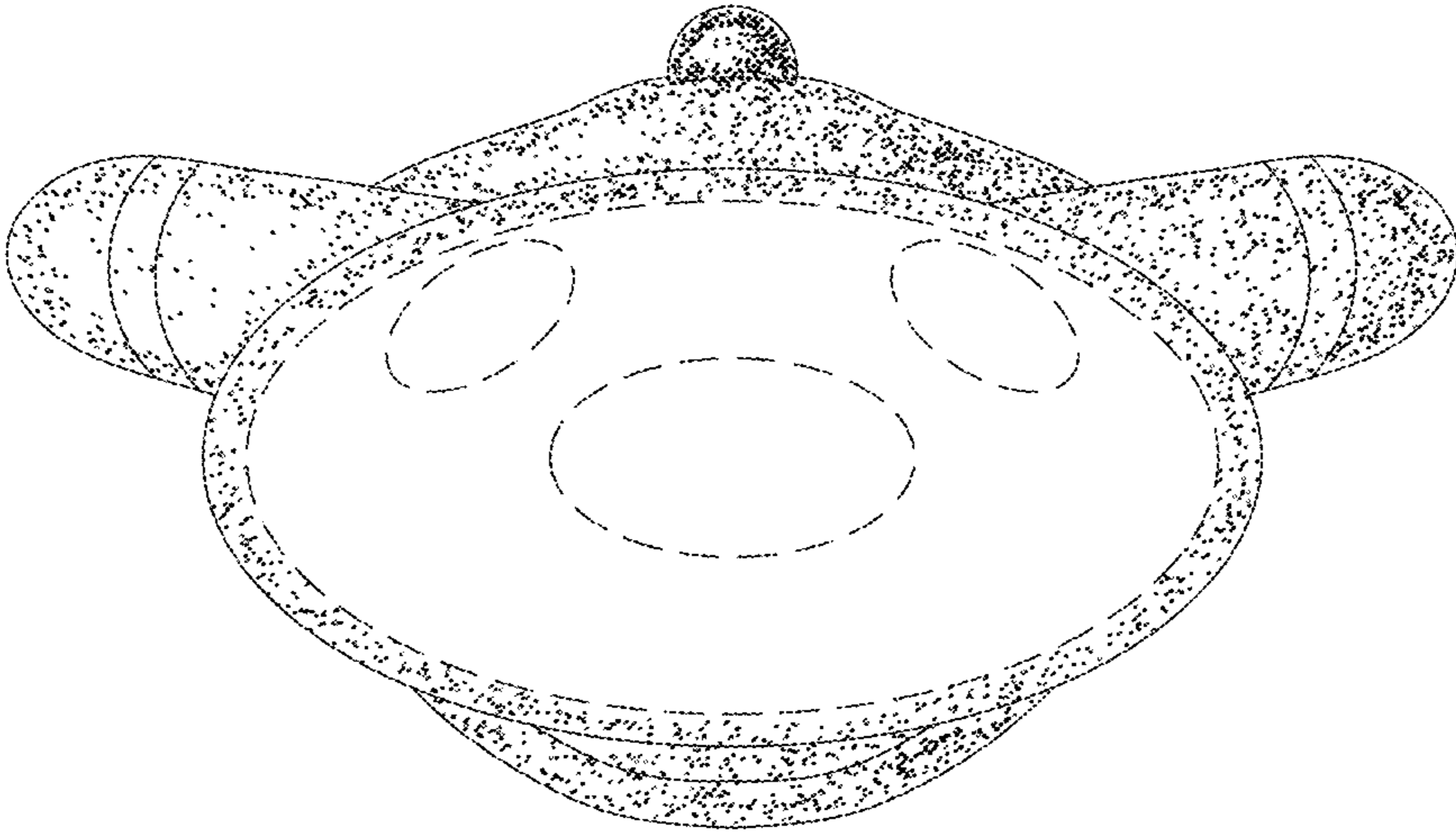


FIG. 7