



US00D681738S

(12) **United States Design Patent**
Richmond

(10) **Patent No.:** **US D681,738 S**

(45) **Date of Patent:** **** May 7, 2013**

(54) **BACKLIT GRAPHIC DISPLAY DEVICE**

(75) Inventor: **Mark Richmond**, Deerfield, IL (US)

(73) Assignee: **Powerdecals LLC**, Lincolnwood, IL (US)

(**) Term: **14 Years**

(21) Appl. No.: **29/395,915**

(22) Filed: **Apr. 20, 2012**

(51) **LOC (9) Cl.** **20-03**

(52) **U.S. Cl.**
USPC **D20/42**

(58) **Field of Classification Search** D20/10,
D20/17-19, 29, 39, 41-44, 99; 40/446, 448,
40/538, 541, 542, 544, 546, 564, 568, 574,
40/577, 584, 585, 588, 591, 600, 607.13,
40/611.01, 612, 616, 617, 642.02, 700; D6/300;
D10/109.1, 109.2; 362/812

See application file for complete search history.

(56) **References Cited**

U.S. PATENT DOCUMENTS

737,129	A *	8/1903	Murray	40/541
1,372,225	A *	3/1921	Gray	40/659
D363,248	S *	10/1995	Bogacki, III	D10/109.1
5,620,274	A *	4/1997	Wear	403/171
D460,865	S *	7/2002	Keller	D6/302
D479,561	S *	9/2003	Meyer	D20/22
7,966,756	B1 *	6/2011	Stafford	40/544
D656,994	S *	4/2012	Podd	D20/42

D657,424	S *	4/2012	Podd	D20/42
D660,370	S *	5/2012	Podd	D20/42
D660,913	S *	5/2012	Podd	D20/42
D661,745	S *	6/2012	Podd	D20/42
D665,030	S *	8/2012	Podd	D20/42
2007/0214691	A1 *	9/2007	Olsen	40/300
2012/0047784	A1 *	3/2012	St. Denis	40/607.13

* cited by examiner

Primary Examiner — Mary Ann Calabrese

(57) **CLAIM**

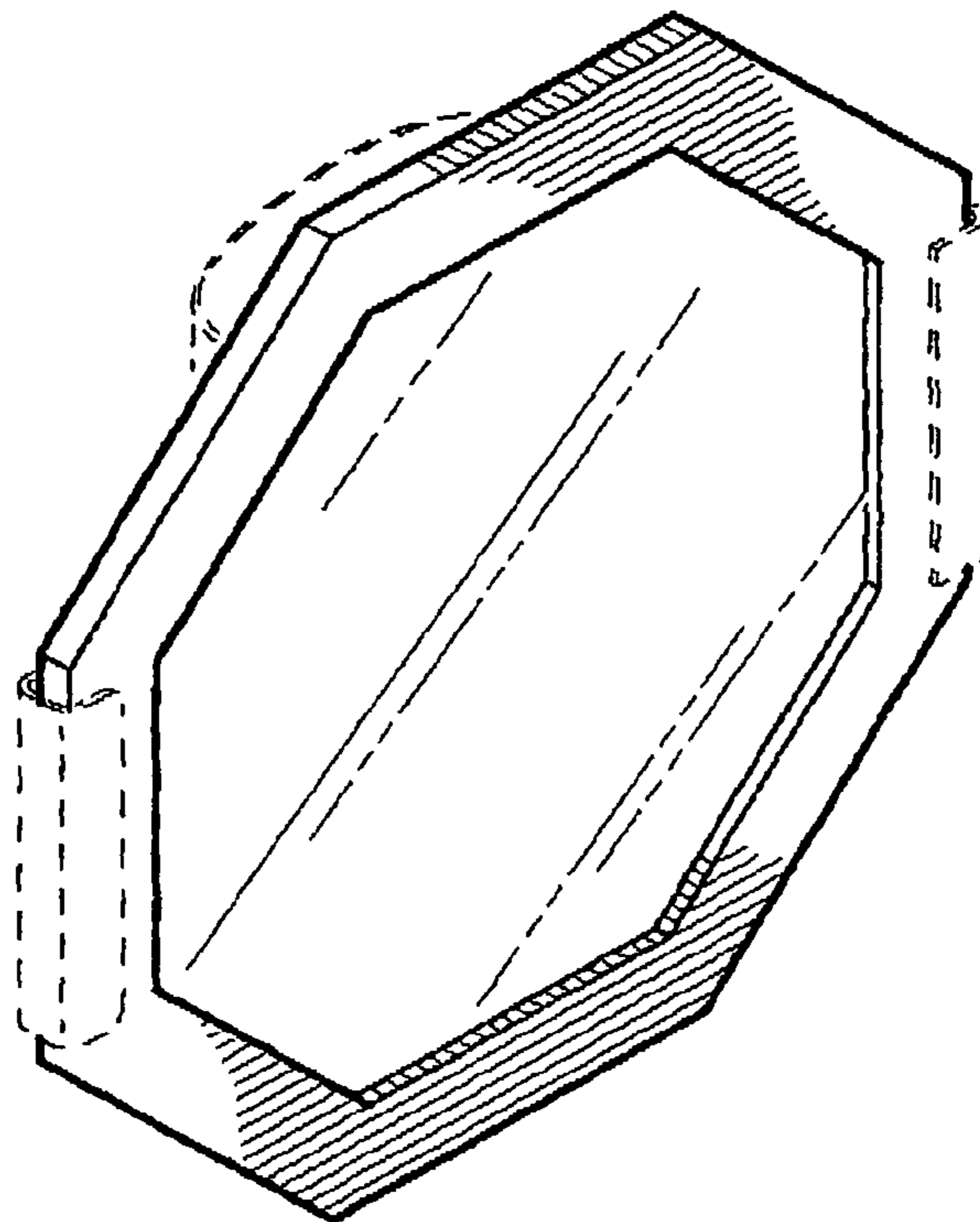
The ornamental design for the backlit graphic display device, as shown and described.

DESCRIPTION

Figure No. 1 is a frontal perspective view of the backlit graphic display device;
 Figure No. 2 is a front view of the backlit graphic display device;
 Figure No. 3 is a back view of the backlit graphic display device;
 Figure No. 4 is a top edge view of the backlit graphic display device;
 Figure No. 5 is a first lateral edge view of the backlit graphic display device;
 Figure No. 6 is a bottom edge view of the backlit graphic display device; and,
 Figure No. 7 is a second lateral edge view of the backlit graphic display device.

All broken lines in the drawing views are included for the purpose of illustrating portions of the backlit graphic display device that form no part of the claimed design.

1 Claim, 2 Drawing Sheets



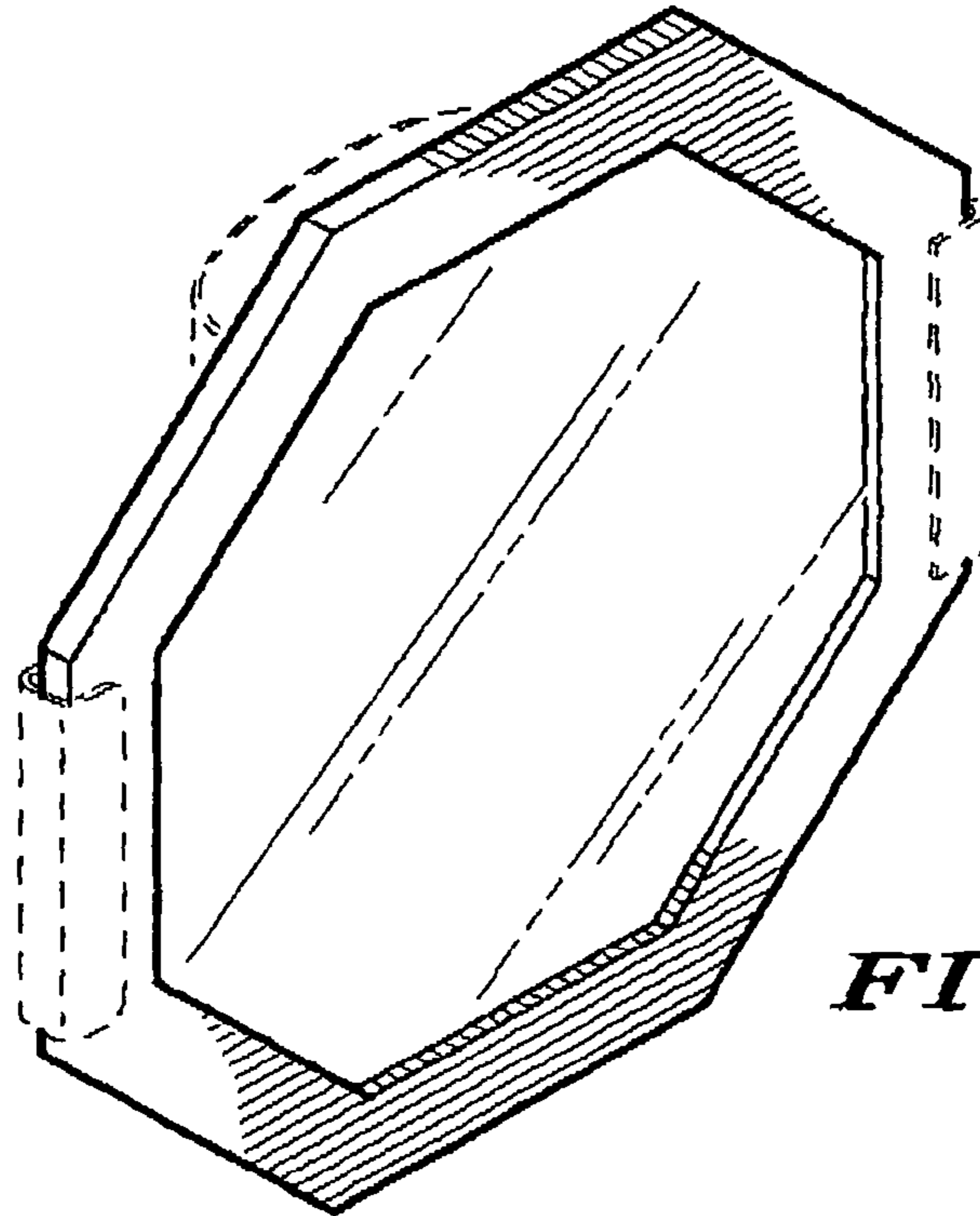


FIG. 1

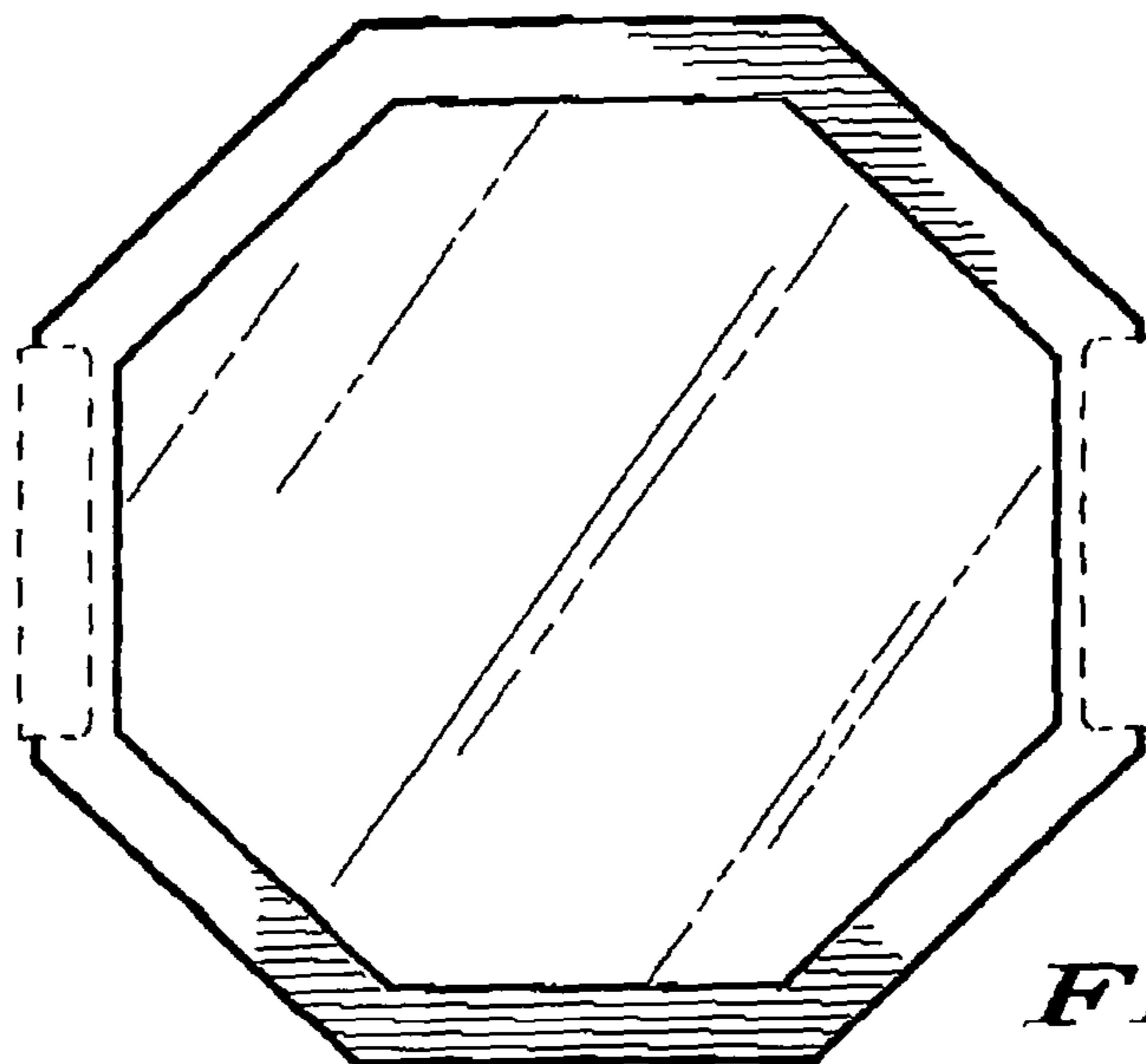


FIG. 2

FIG. 4



FIG. 3


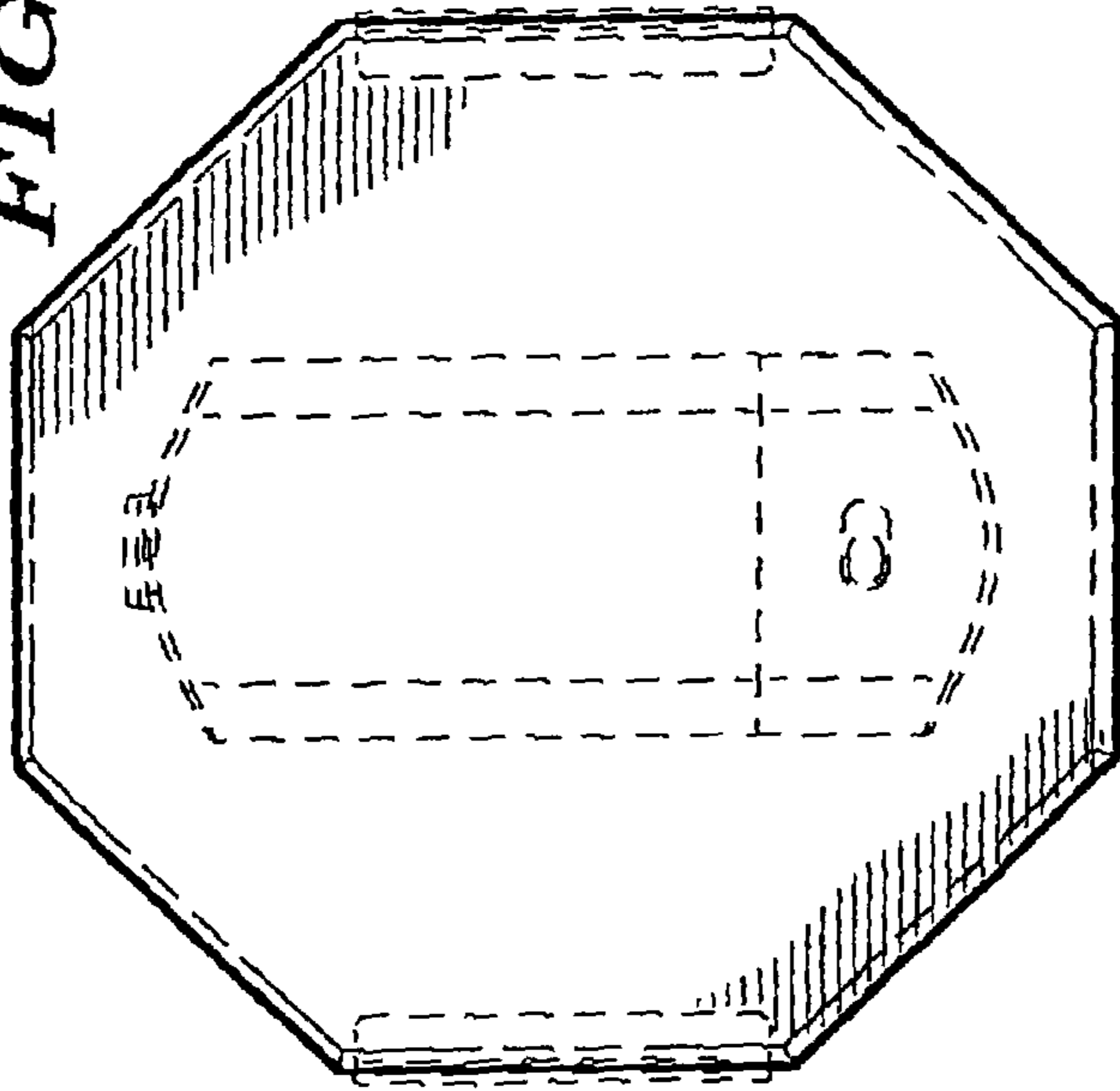


FIG. 5



FIG. 6




FIG. 7