



US00D681734S

(12) **United States Design Patent**  
**Hagglund et al.**

(10) **Patent No.:** **US D681,734 S**

(45) **Date of Patent:** **\*\* May 7, 2013**

(54) **TAPE DISPENSER**

(71) Applicant: **3M Innovative Properties Company**,  
St. Paul, MN (US)

(72) Inventors: **Joel K. Hagglund**, Lonsdale, MN (US);  
**Shaelyn D. Crutchley**, St. Paul, MN  
(US); **Martin E. Broen**, Milan (IT)

(73) Assignee: **3M Innovative Properties Company**,  
St. Paul, MN (US)

(\*\*) Term: **14 Years**

(21) Appl. No.: **29/434,882**

(22) Filed: **Oct. 17, 2012**

**Related U.S. Application Data**

(62) Division of application No. 29/408,070, filed on Dec.  
6, 2011, now Pat. No. Des. 671,991.

(51) **LOC (9) Cl.** ..... **19-02**

(52) **U.S. Cl.**  
USPC ..... **D19/69**

(58) **Field of Classification Search** ..... D19/70,  
D19/69, 36, 68; 242/588.6, 588.2; 225/77,  
225/6, 56, 39, 26, 25, 19, 11; 206/411; 156/577,  
156/527, 523

See application file for complete search history.

(56) **References Cited**

**U.S. PATENT DOCUMENTS**

|                |         |                  |        |
|----------------|---------|------------------|--------|
| D170,429 S     | 9/1953  | Reinecke         |        |
| D362,684 S *   | 9/1995  | Samuelson et al. | D19/69 |
| D442,227 S *   | 5/2001  | Carlson et al.   | D19/69 |
| D448,413 S *   | 9/2001  | Carlson et al.   | D19/69 |
| 6,460,800 B1   | 10/2002 | Watanabe         |        |
| 6,669,070 B2 * | 12/2003 | Huang            | 225/56 |
| D493,488 S *   | 7/2004  | Chandaria        | D19/69 |
| D502,508 S     | 3/2005  | Hung             |        |

|                   |         |                 |        |
|-------------------|---------|-----------------|--------|
| D507,020 S *      | 7/2005  | Mueller et al.  | D19/69 |
| D510,951 S        | 10/2005 | Carlson         |        |
| D521,070 S *      | 5/2006  | Hill            | D19/69 |
| D529,093 S *      | 9/2006  | Gullicks et al. | D19/69 |
| D533,905 S *      | 12/2006 | Gullicks et al. | D19/69 |
| D540,870 S        | 4/2007  | Porcini         |        |
| D541,864 S        | 5/2007  | Porcini         |        |
| D568,400 S *      | 5/2008  | Packard et al.  | D19/69 |
| D573,645 S *      | 7/2008  | Sommers et al.  | D19/69 |
| D588,646 S *      | 3/2009  | Vulpitta        | D19/69 |
| D591,354 S *      | 4/2009  | Vulpitta        | D19/69 |
| D615,592 S        | 5/2010  | Shaha           |        |
| D640,323 S        | 6/2011  | Broen           |        |
| D640,324 S        | 6/2011  | Broen           |        |
| D640,325 S        | 6/2011  | Broen           |        |
| D646,330 S *      | 10/2011 | Chen            | D19/69 |
| D649,191 S *      | 11/2011 | Warner          | D19/69 |
| D664,201 S *      | 7/2012  | Packard et al.  | D19/69 |
| D665,027 S *      | 8/2012  | Packard et al.  | D19/69 |
| 2002/0079346 A1 * | 6/2002  | Yu              | 225/57 |
| 2010/0084450 A1 * | 4/2010  | Vulpitta        | 225/47 |

\* cited by examiner

*Primary Examiner* — Austin Murphy

(74) *Attorney, Agent, or Firm* — Irina Hass

(57) **CLAIM**

The ornamental design for a tape dispenser, as shown and described.

**DESCRIPTION**

FIG. 1 is a perspective view of a tape dispenser showing the new design;

FIG. 2 is a side view thereof, the opposite side view being a mirror image thereof;

FIG. 3 is a top view thereof;

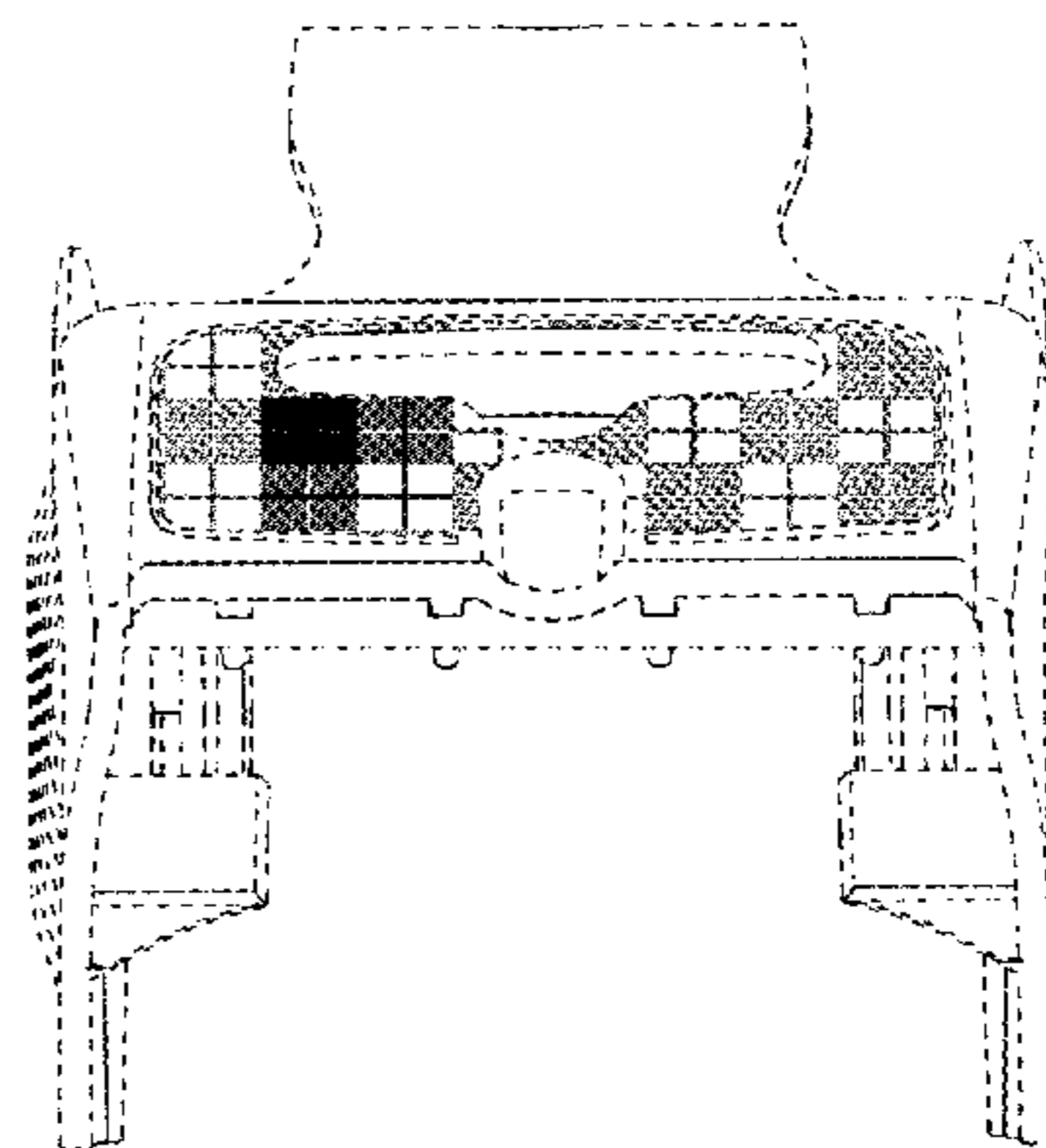
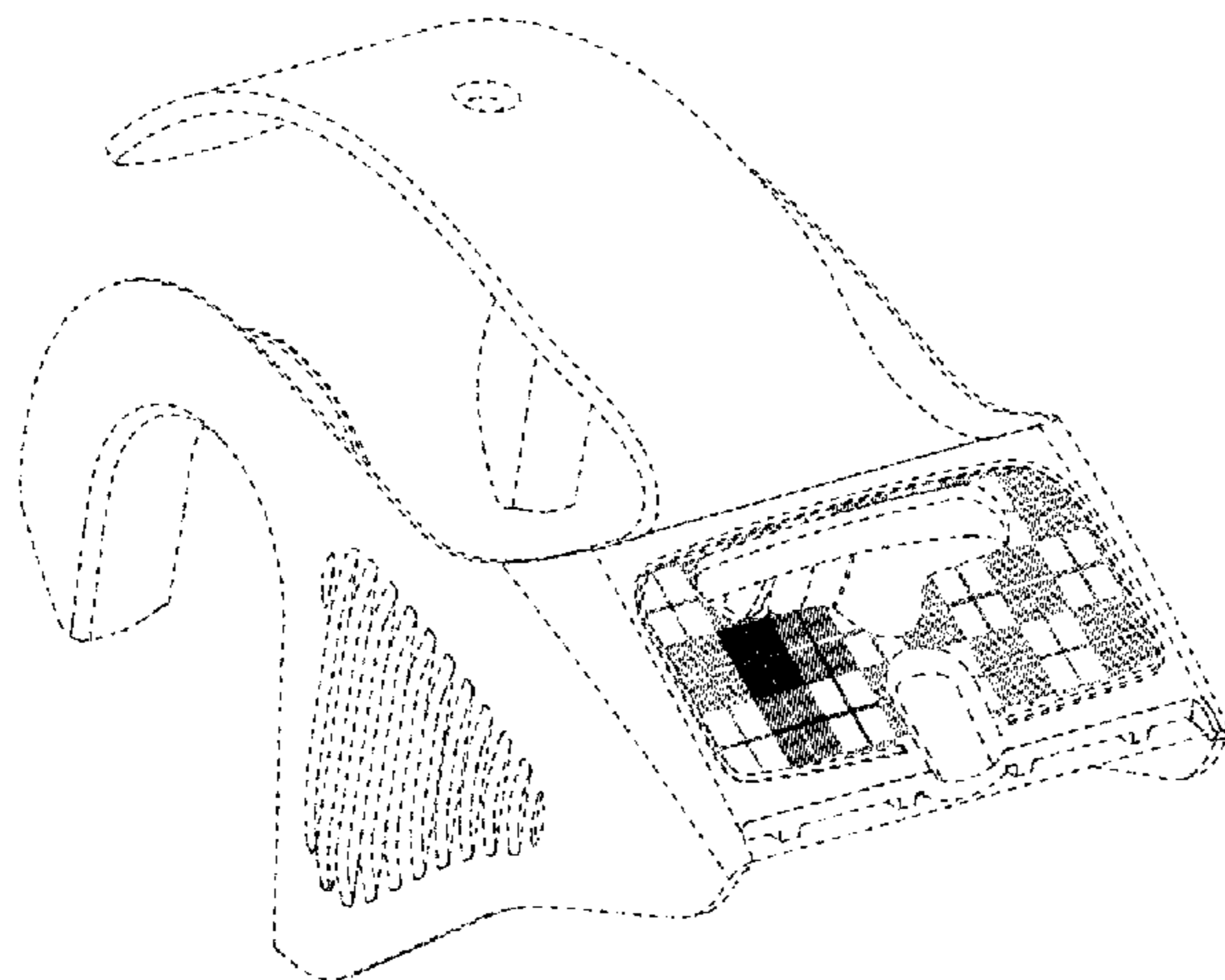
FIG. 4 is a bottom view thereof;

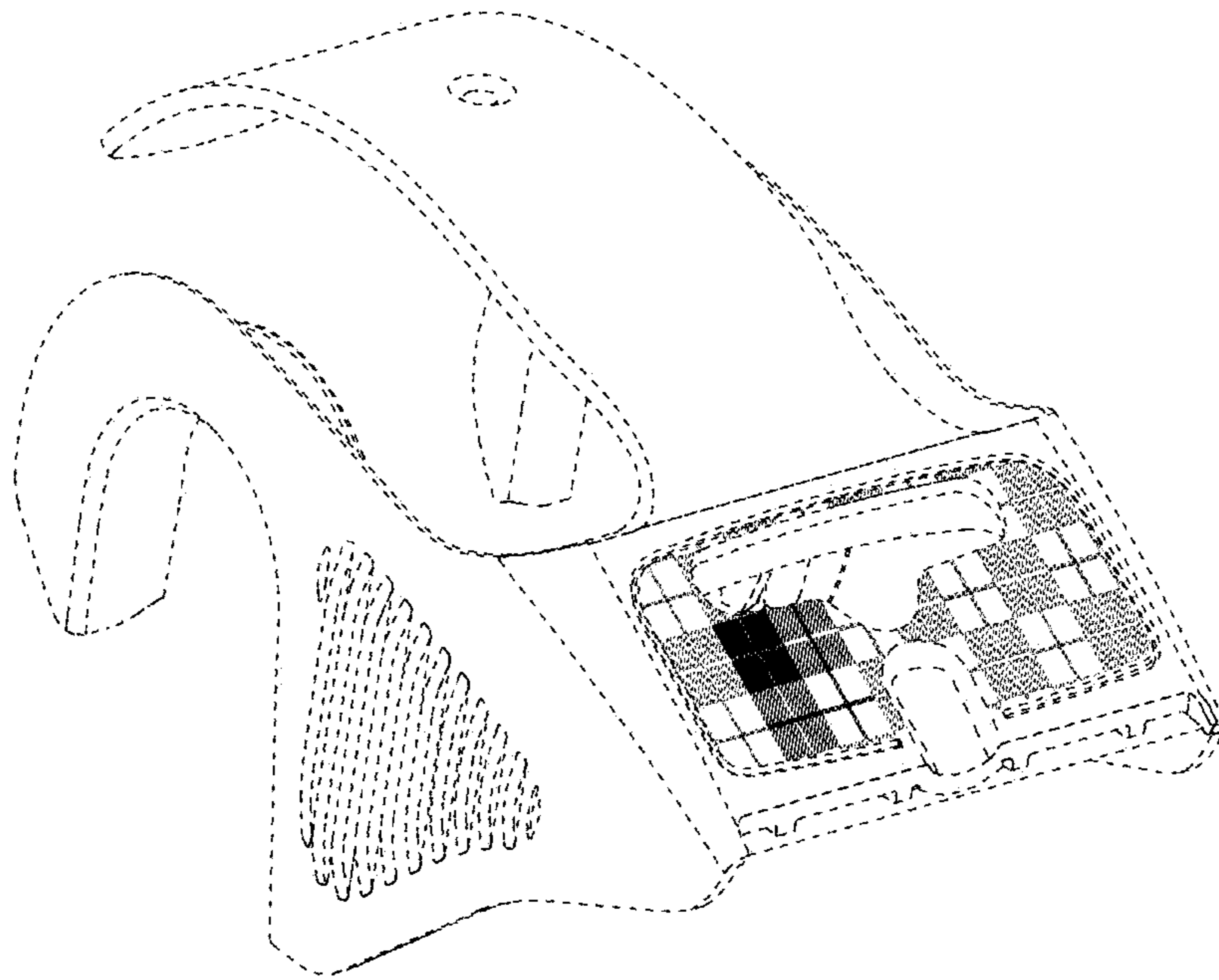
FIG. 5 is a front view thereof; and,

FIG. 6 is a rear view thereof.

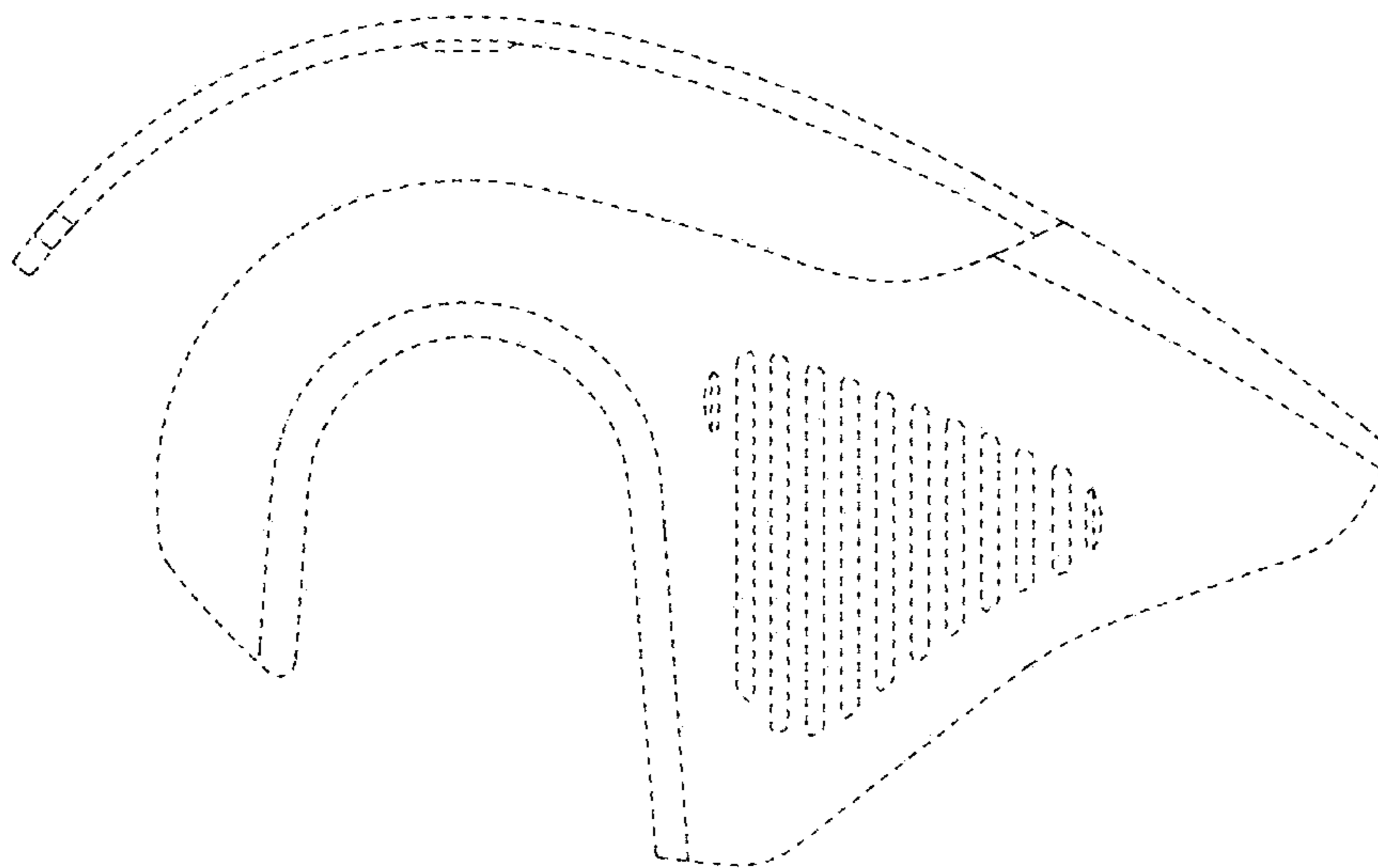
The broken lines in the drawings are shown for illustrative purposes only and form no part of the claimed design.

**1 Claim, 2 Drawing Sheets**

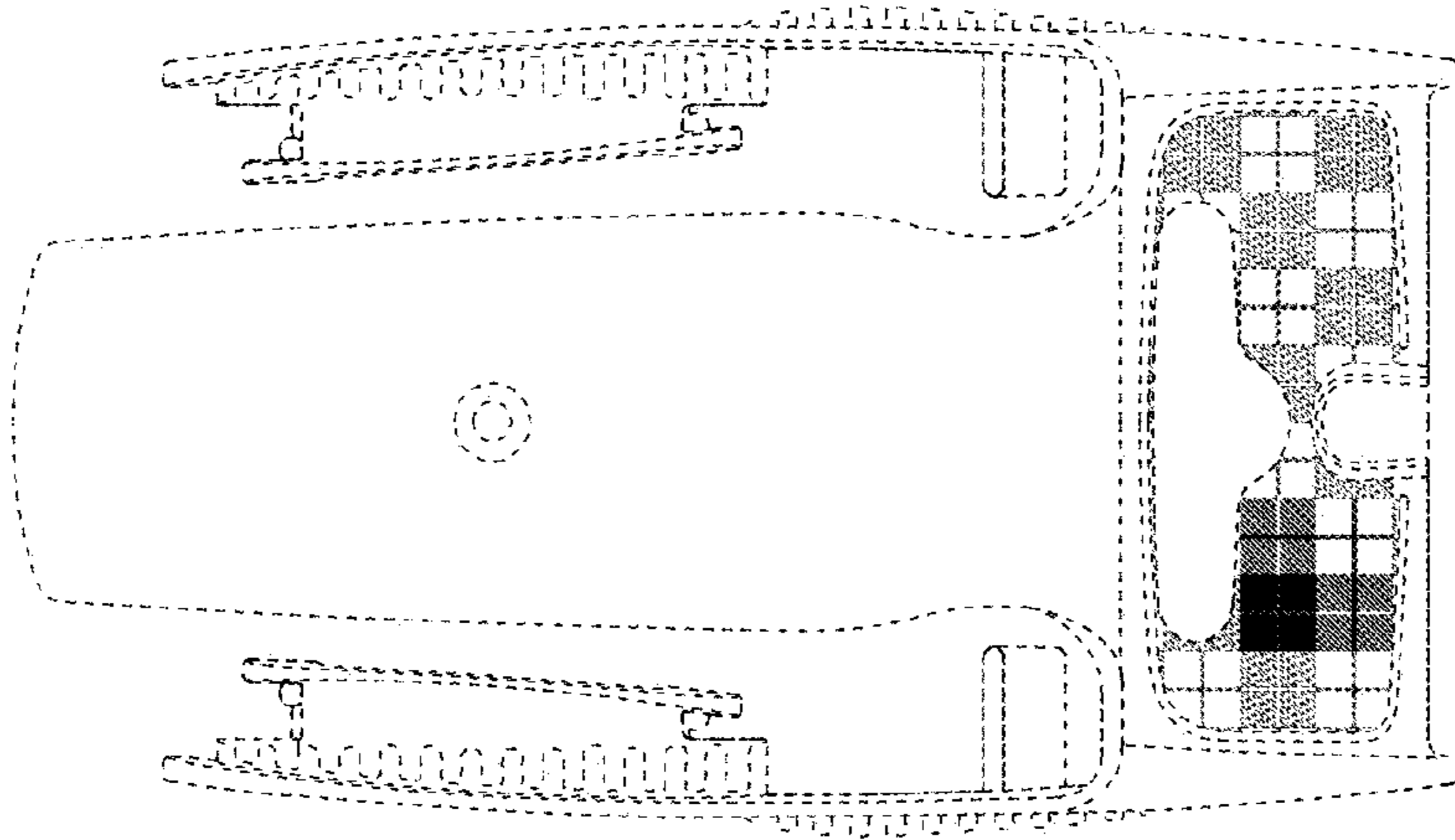




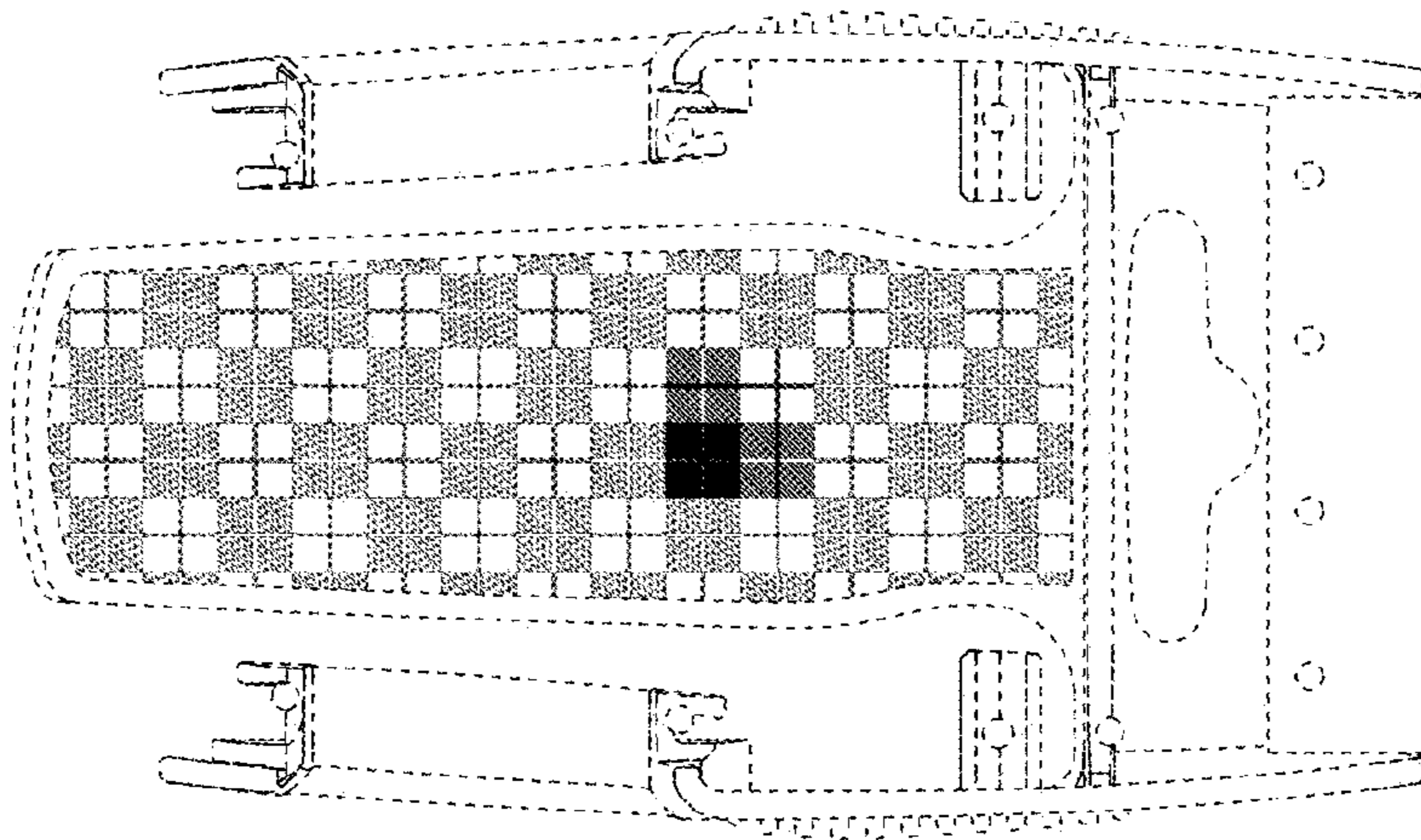
**FIG. 1**



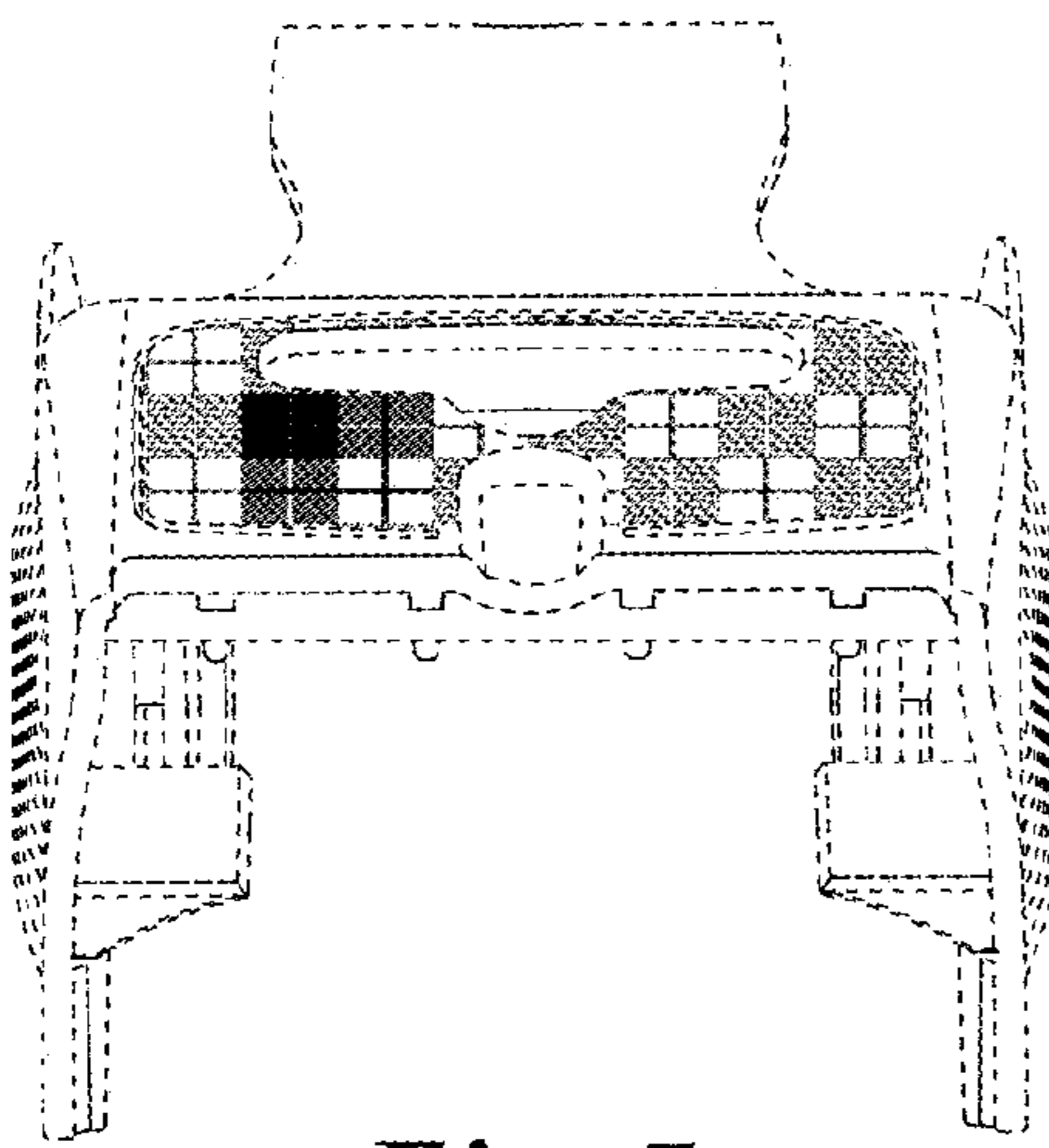
**FIG. 2**



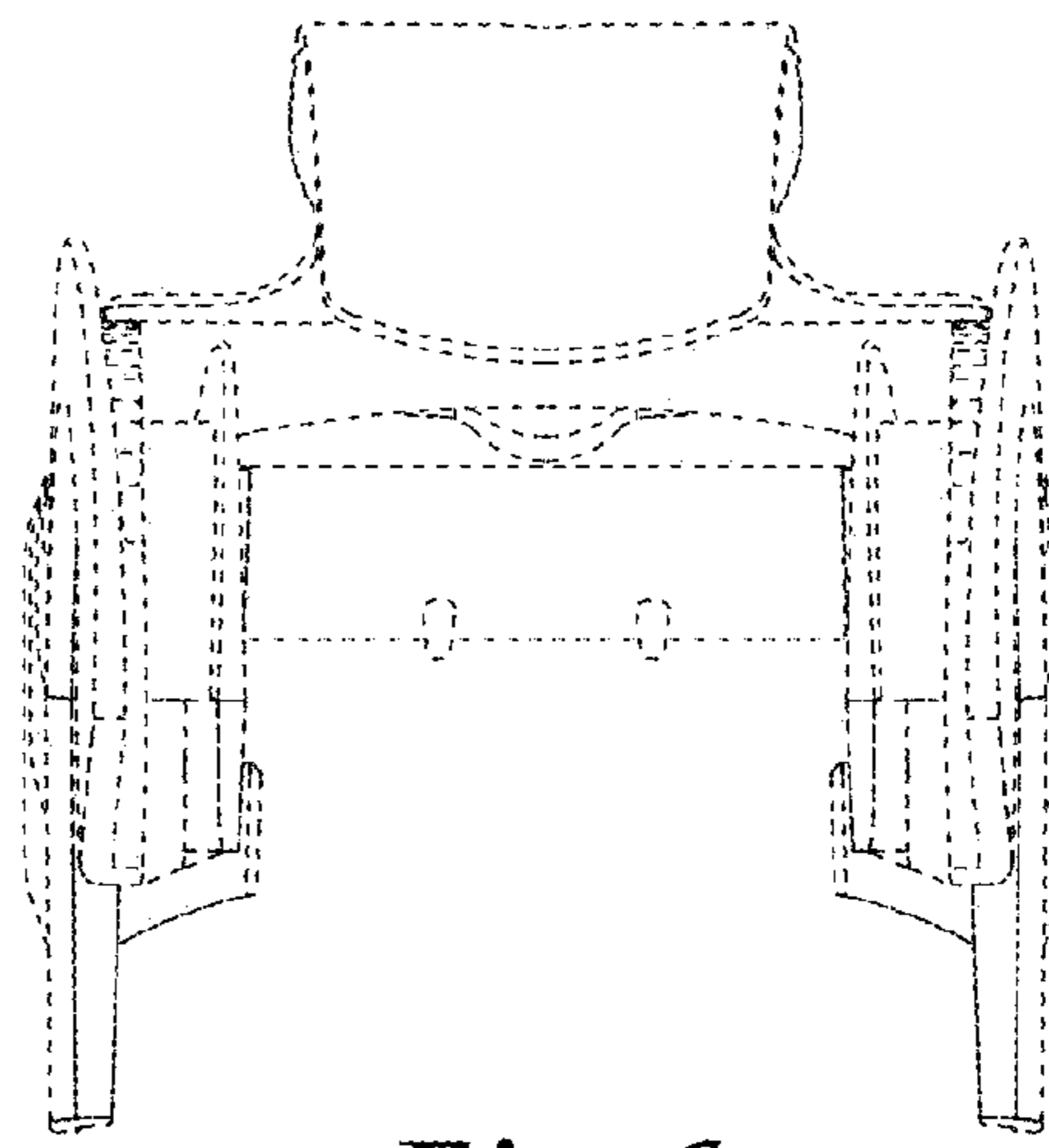
*Fig. 3*



*Fig. 4*



*Fig. 5*



*Fig. 6*