



US00D681731S

(12) **United States Design Patent**
Yasunaga

(10) **Patent No.:** **US D681,731 S**

(45) **Date of Patent:** **** May 7, 2013**

(54) **CAP FOR A WRITING INSTRUMENT**

(75) Inventor: **Masahiro Yasunaga**, Osaka (JP)

(73) Assignee: **Sakura Color Products Corporation**
(JP)

(**) Term: **14 Years**

(21) Appl. No.: **29/405,672**

(22) Filed: **Nov. 4, 2011**

(30) **Foreign Application Priority Data**

May 6, 2011 (JP) 2011-010257
May 6, 2011 (JP) 2011-010258

(51) **LOC (9) Cl.** **19-06**

(52) **U.S. Cl.**
USPC **D19/57**

(58) **Field of Classification Search** D14/411;
D19/35, 36, 41-51, 54-58; 24/11 F, 11 P,
24/11 R; 401/52, 99-109, 192, 195, 196
See application file for complete search history.

(56) **References Cited**

U.S. PATENT DOCUMENTS

| | | | | |
|--------------|---------|-----------------|-------|--------|
| D190,349 S * | 5/1961 | Doman | | D19/57 |
| D273,400 S * | 4/1984 | Zierhut | | D19/57 |
| D286,546 S * | 11/1986 | Funahashi | | D19/43 |
| D301,488 S * | 6/1989 | Mizutani et al. | | D19/43 |
| D302,175 S * | 7/1989 | Ohashi et al. | | D19/43 |
| D335,146 S * | 4/1993 | Katami et al. | | D19/57 |
| D335,147 S * | 4/1993 | Katami et al. | | D19/57 |
| D369,183 S * | 4/1996 | Yoshida | | D19/49 |
| D371,388 S * | 7/1996 | Ito et al. | | D19/49 |
| D460,485 S * | 7/2002 | Keda | | D19/43 |
| D475,085 S * | 5/2003 | Whitehorn | | D19/36 |
| D545,895 S * | 7/2007 | Okutani | | D19/36 |

| | | | | |
|--------------|---------|---------------|-------|--------|
| D557,745 S * | 12/2007 | Isono | | D19/57 |
| D601,194 S * | 9/2009 | Hung | | D19/43 |
| D604,363 S * | 11/2009 | Sunich et al. | | D19/54 |
| D604,767 S * | 11/2009 | Hung | | D19/43 |
| D608,827 S * | 1/2010 | Hung | | D19/49 |
| D640,320 S * | 6/2011 | Rousseau | | D19/56 |
| D648,384 S * | 11/2011 | Hung | | D19/36 |
| D672,808 S * | 12/2012 | Liang et al. | | D19/43 |
| D672,814 S * | 12/2012 | Li | | D19/51 |

* cited by examiner

Primary Examiner — Elizabeth Albert

(74) *Attorney, Agent, or Firm* — Wood, Phillips, Katz, Clark & Mortimer

(57) **CLAIM**

The ornamental design for a cap for a writing instrument, substantially as shown and described.

DESCRIPTION

FIG. 1 is a top, front, and left side perspective view of a cap for a writing instrument showing my new design;

FIG. 2 is a front elevation view thereof;

FIG. 3 is a rear elevation view thereof;

FIG. 4 is right side elevation view thereof;

FIG. 5 is a left side elevation view thereof;

FIG. 6 is a top view thereof;

FIG. 7 is a bottom view thereof;

FIG. 8 is a rear elevation view thereof with the cap and a writing instrument, shown in FIGS. 1-7, separated; and,

FIG. 9 is a bottom view thereof with the cap and writing instrument separated.

The broken lines showing the body of the writing instrument in FIGS. 1-5 and 7-9 and the inside of the cap in FIG. 9 are included for the purpose of illustrating portions that form no part of the claimed design.

1 Claim, 4 Drawing Sheets




Fig. 1

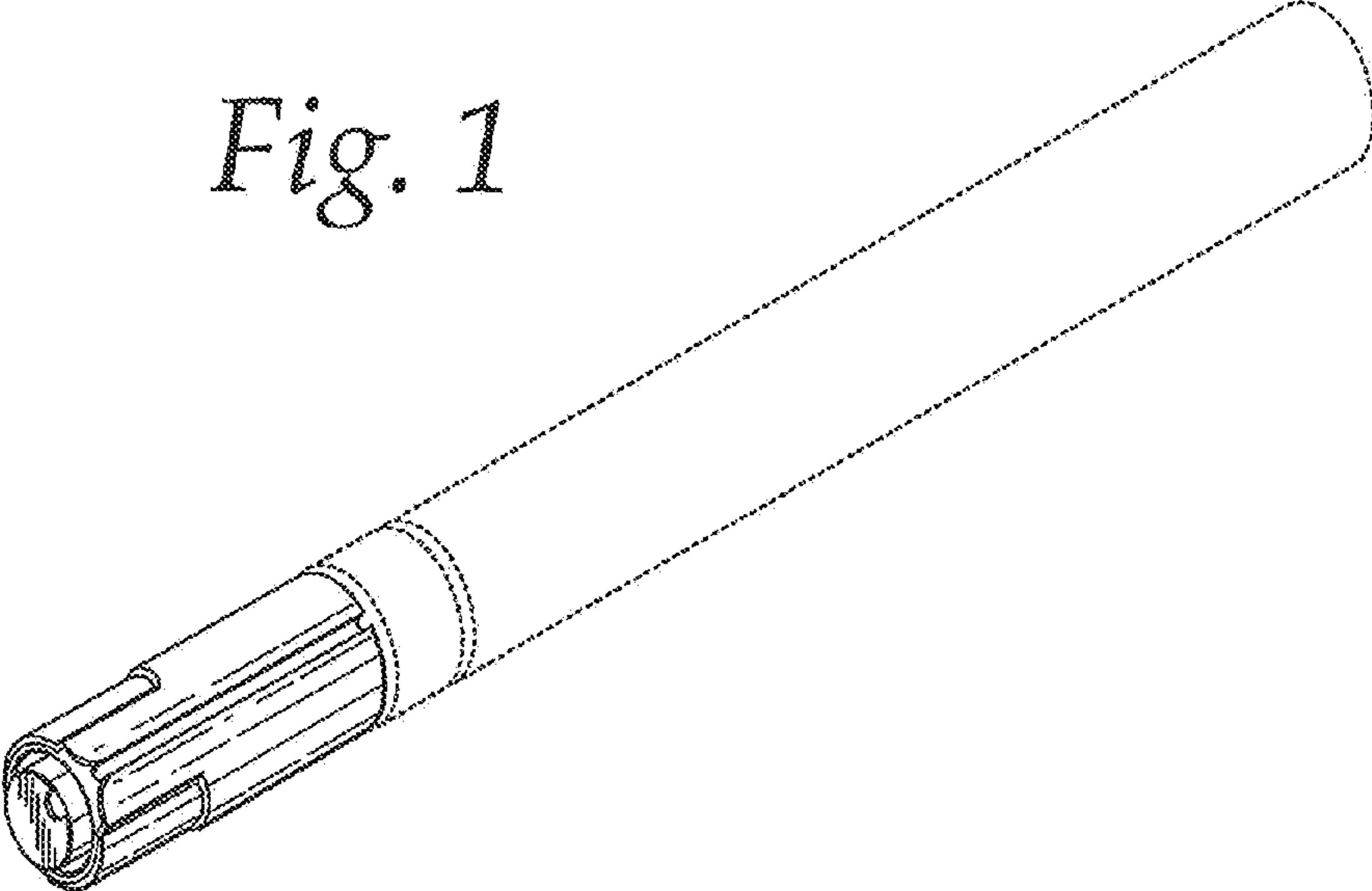


Fig. 2




Fig. 3




Fig. 4




Fig. 5




Fig. 6

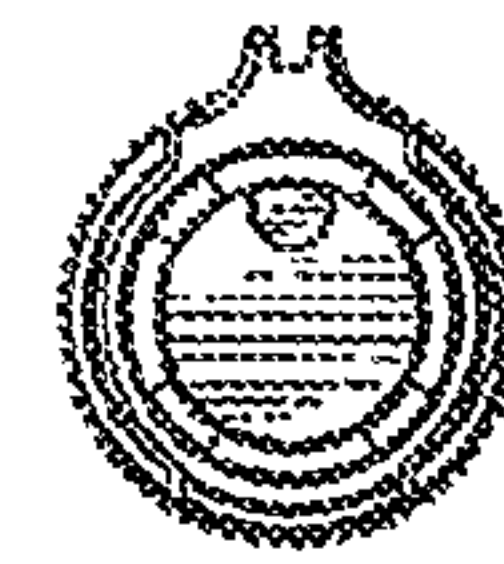


Fig. 7

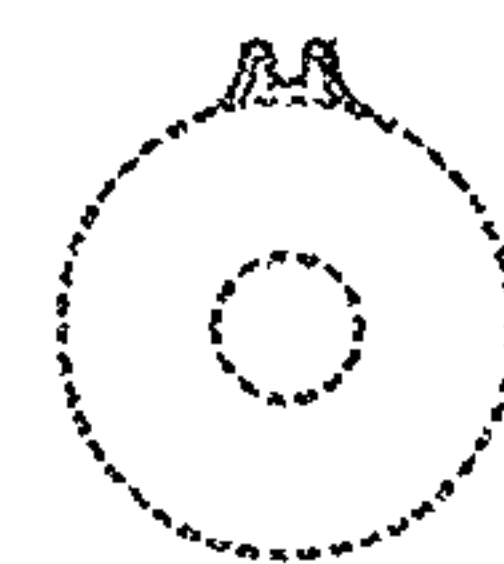


Fig. 8




Fig. 9

