



US00D681729S

(12) **United States Design Patent**  
**Glass et al.**

(10) **Patent No.:** **US D681,729 S**

(45) **Date of Patent:** **\*\* May 7, 2013**

(54) **ENVELOPE**  
(75) Inventors: **Brett R. Glass**, Overland Park, KS (US);  
**Nicole E. Glass**, Overland Park, KS (US)

D545,360 S \* 6/2007 Schluger ..... D19/3  
D577,765 S \* 9/2008 Taute ..... D19/3  
D590,440 S \* 4/2009 Taute et al. .... D19/3  
D616,930 S \* 6/2010 Engel et al. .... D19/3  
D661,349 S \* 6/2012 Picard ..... D19/3

(73) Assignee: **Gift Card Impressions, LLC**, Overland Park, KS (US)

\* cited by examiner

(\*\*) Term: **14 Years**

*Primary Examiner* — Caron D Veynar

*Assistant Examiner* — Abraham Bahta

(21) Appl. No.: **29/412,084**

(74) *Attorney, Agent, or Firm* — Polsinelli Shughart PC

(22) Filed: **Jan. 30, 2012**

(51) **LOC (9) Cl.** ..... **19-01**

(52) **U.S. Cl.**

USPC ..... **D19/3**

(58) **Field of Classification Search** ..... D19/1-12,  
D19/20-34; 40/124.01-124.15, 672, 661,  
40/726, 776, 617; 283/72, 74-75, 103, 105,  
283/106; 206/449, 213, 308.3; D20/10,  
D20/22, 27, 40, 42; 229/72, 92, 92.1, 300-303,  
229/81; D9/707, 709; 383/103, 51, 40, 87

See application file for complete search history.

(56) **References Cited**

U.S. PATENT DOCUMENTS

D285,454 S \* 9/1986 Paulk ..... D19/3  
D430,605 S \* 9/2000 McFarlane et al. .... D19/3  
D467,270 S \* 12/2002 Baltus ..... D19/3  
D534,583 S \* 1/2007 Wagoner et al. .... D19/3

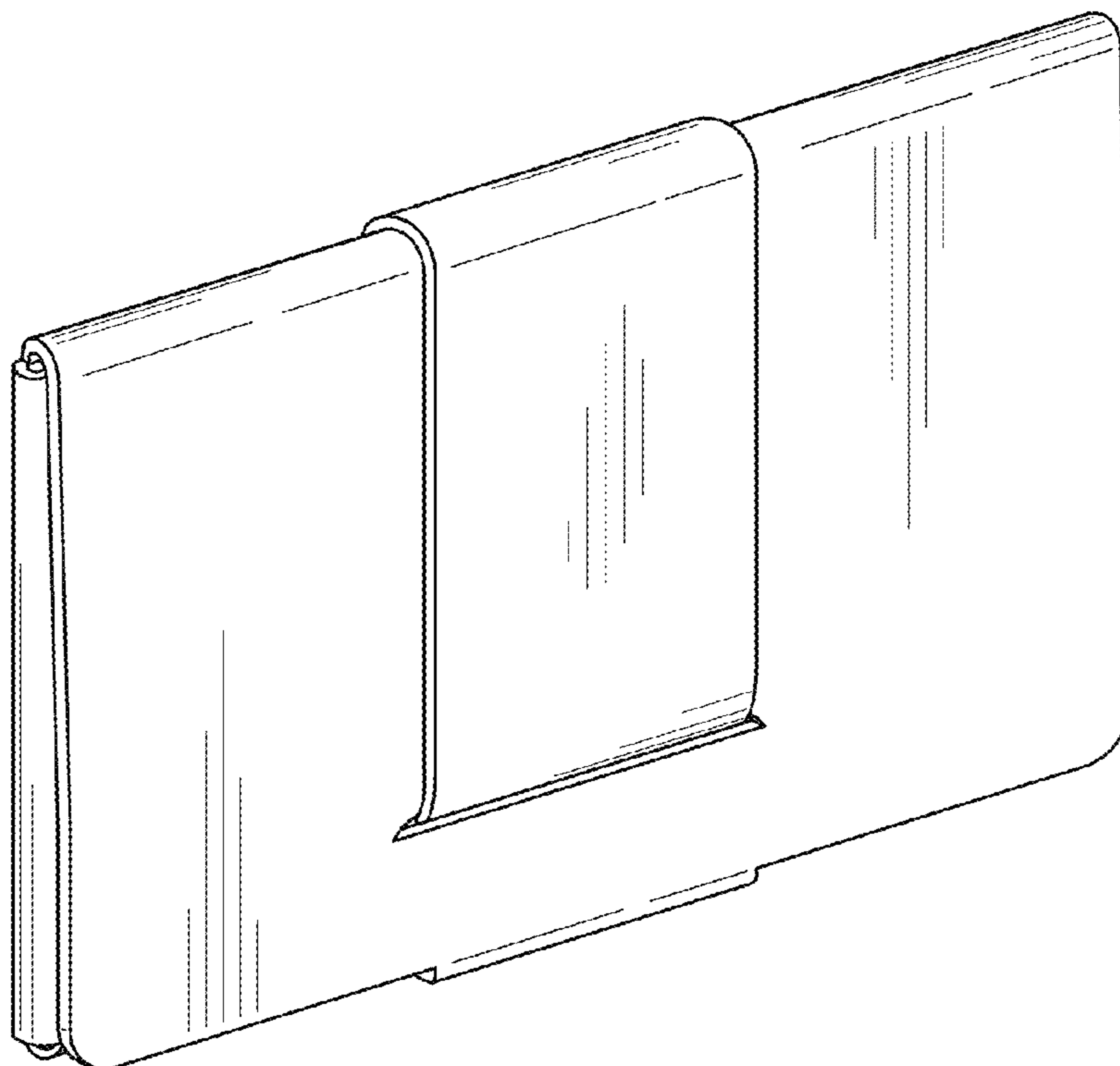
(57) **CLAIM**

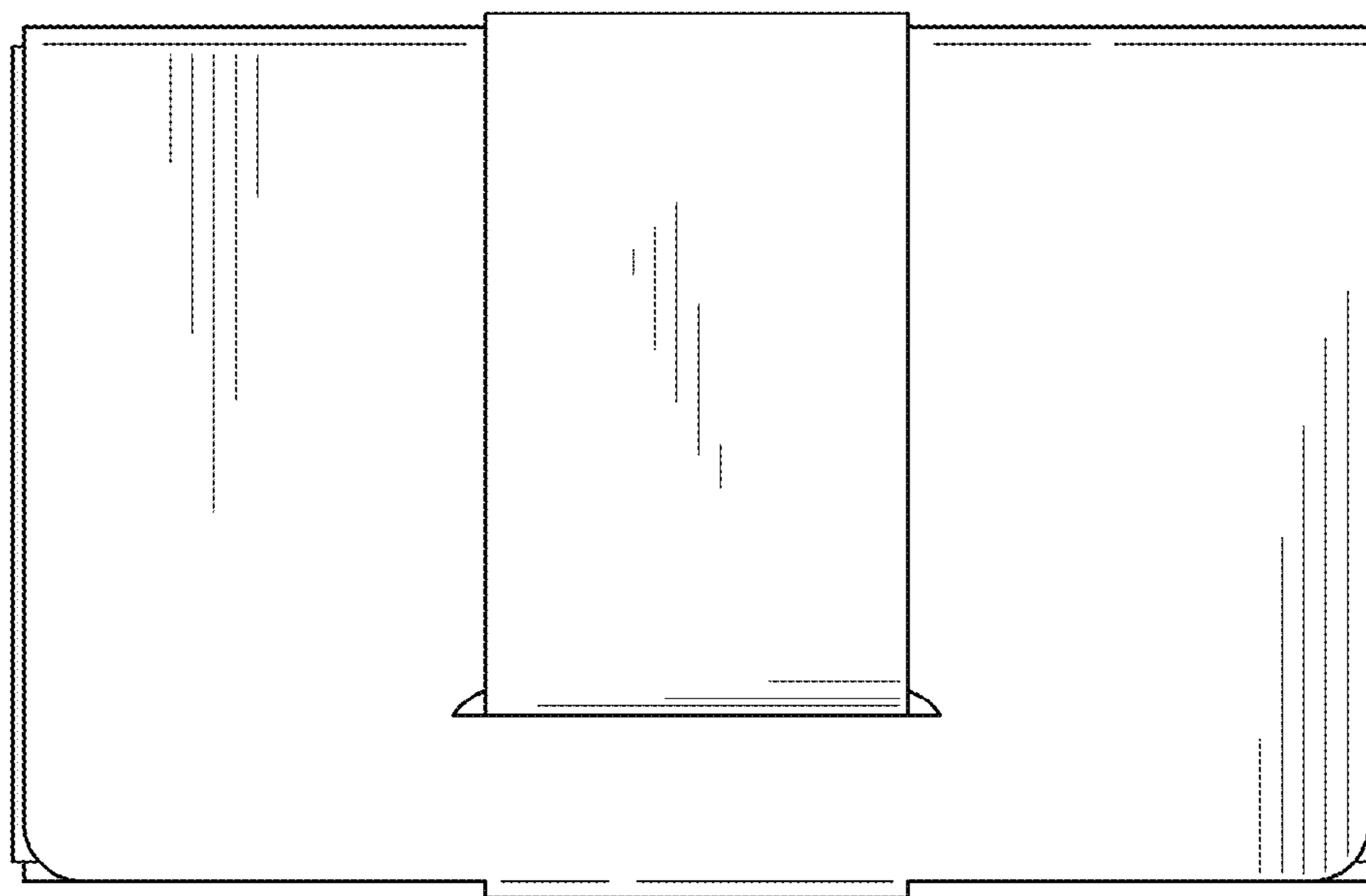
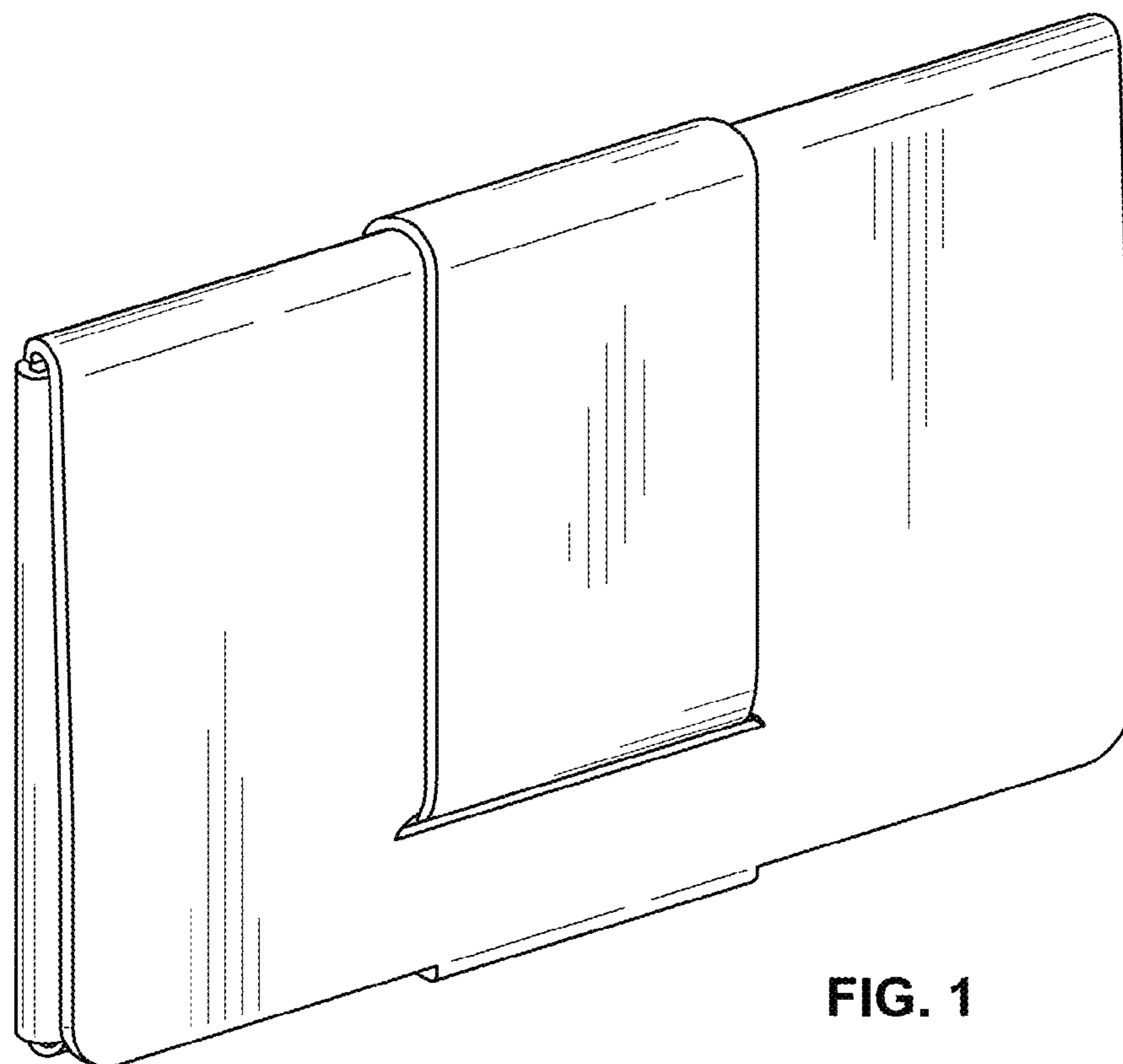
The ornamental design for an envelope, as shown and described.

**DESCRIPTION**

FIG. 1 is a front perspective view of an envelope in a closed disposition according to an embodiment of the invention; FIG. 2 is a front elevation view of the envelope of FIG. 1 in the disposition shown in FIG. 1; FIG. 3 is a rear elevation view thereof; FIG. 4 is a right elevation view thereof, the left elevation being a mirror image thereof; FIG. 5 is a top plan view thereof; FIG. 6 is a bottom plan view thereof; FIG. 7 is a planar elevation view of the envelope shown in an open disposition for ease of disclosure; and, FIG. 8 is a rear perspective view thereof.

**1 Claim, 4 Drawing Sheets**








FIG. 3

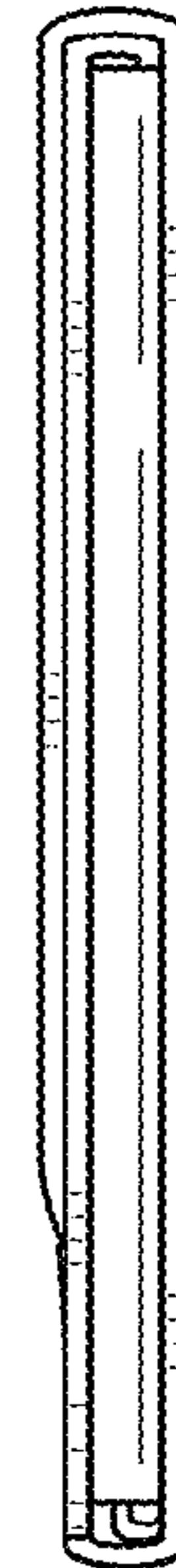


FIG. 4



FIG. 5

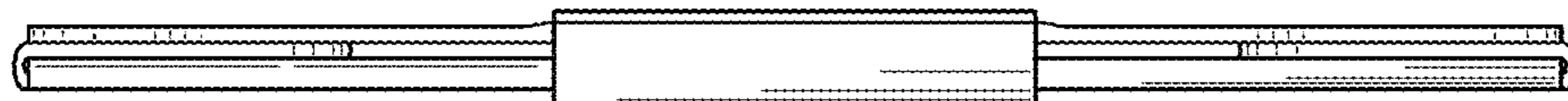


FIG. 6

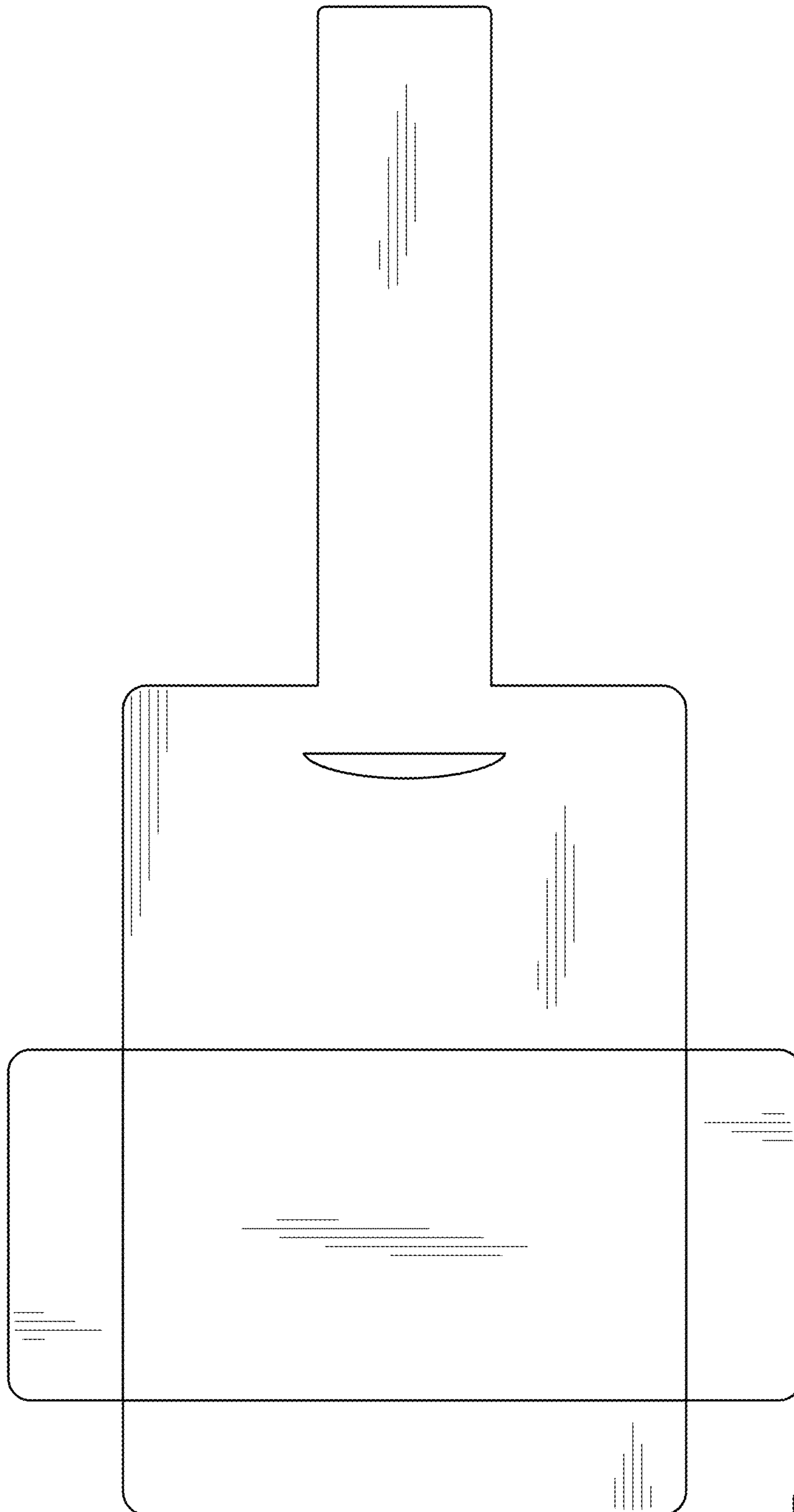


FIG. 7

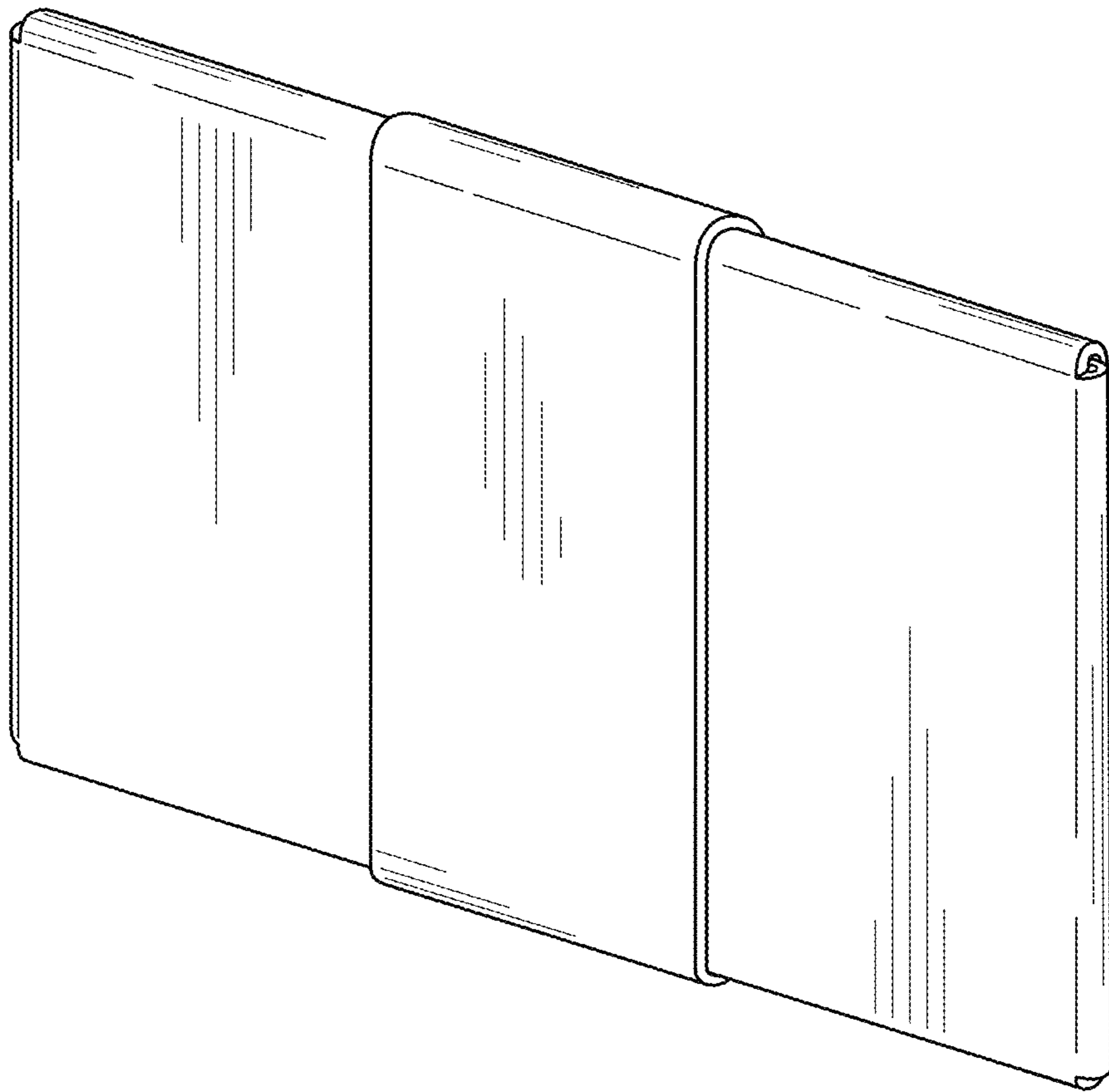


FIG. 8