



US00D681694S

(12) **United States Design Patent**
Meda et al.

(10) **Patent No.:** **US D681,694 S**

(45) **Date of Patent:** **** May 7, 2013**

(54) **REFRIGERATOR**

(75) Inventors: **Samuele Meda**, Porcia (IT); **Jan Ctvrtnik**, Porcia (IT)

(73) Assignee: **Electrolux Home Products Corporation N.V.** (BE)

(**) Term: **14 Years**

(21) Appl. No.: **29/423,317**

(22) Filed: **May 30, 2012**

(30) **Foreign Application Priority Data**

Nov. 30, 2011 (EM) 001955410

(51) **LOC (9) Cl.** **15-07**

(52) **U.S. Cl.**
USPC **D15/85**

(58) **Field of Classification Search** D15/79-88,
D15/91; 62/3.6, 3.63, 3.64, 440-445, 467,
62/377, 246-255, 275, 331, 337, 344; 312/112-119,
312/236, 400-408, 138.1, 139.1, 329
See application file for complete search history.

(56) **References Cited**

U.S. PATENT DOCUMENTS

D529,934 S * 10/2006 Becke D15/87
D529,935 S * 10/2006 Becke D15/87

D546,843 S * 7/2007 Knoell et al. D15/87
D562,853 S * 2/2008 Esteve et al. D15/87
D579,032 S * 10/2008 Nehring et al. D15/87
D602,051 S * 10/2009 Yalcin et al. D15/87
D668,274 S * 10/2012 Kim D15/85

* cited by examiner

Primary Examiner — Mitchell Siegel

(74) *Attorney, Agent, or Firm* — Banner & Witcoff, Ltd.

(57) **CLAIM**

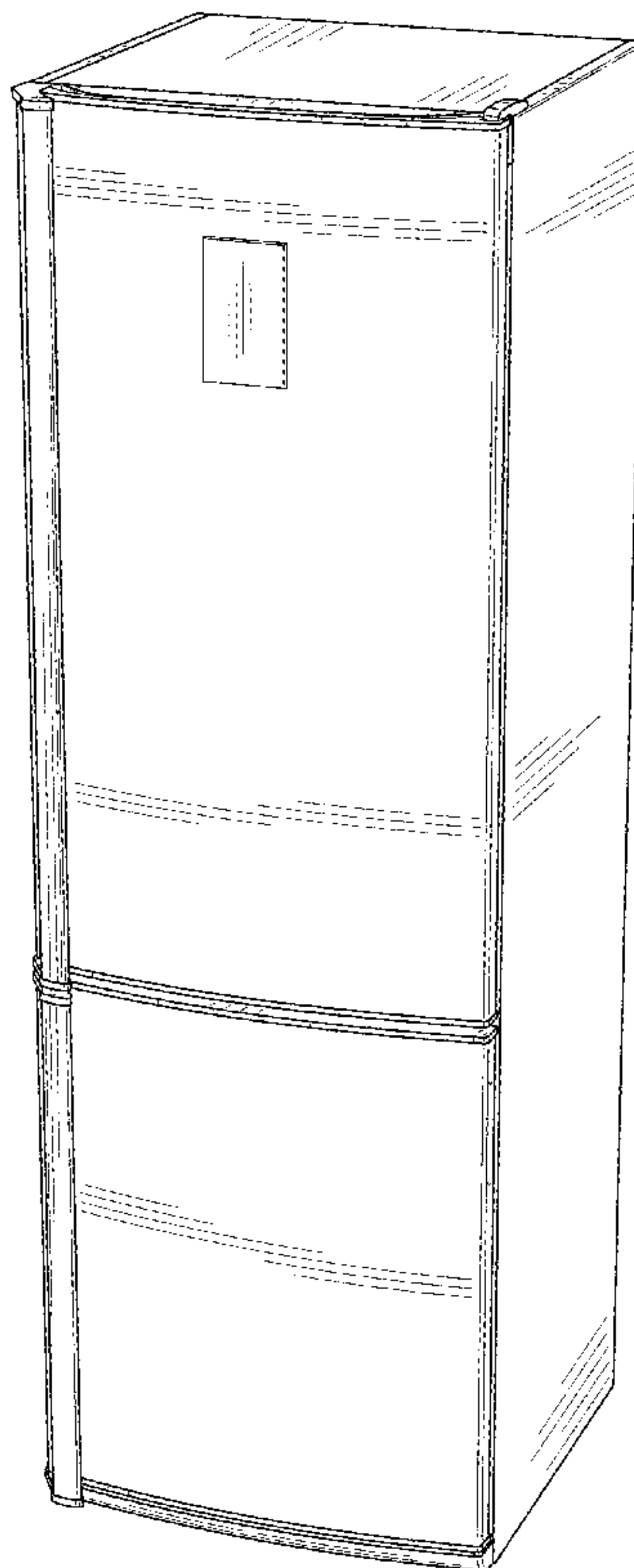
The ornamental design for a refrigerator, as shown and described.

DESCRIPTION

FIG. 1 is a perspective view of a refrigerator showing our new design;
FIG. 2 is a front view thereof;
FIG. 3 is a rear view thereof;
FIG. 4 is a right side view thereof;
FIG. 5 is a left side view thereof;
FIG. 6 is a top view thereof; and,
FIG. 7 is a bottom view thereof.

The broken line showing of the remainder of the refrigerator is for environmental purposes only and forms no part of the claimed design.

1 Claim, 6 Drawing Sheets






FIG. 1




FIG. 2




FIG. 3




FIG. 4

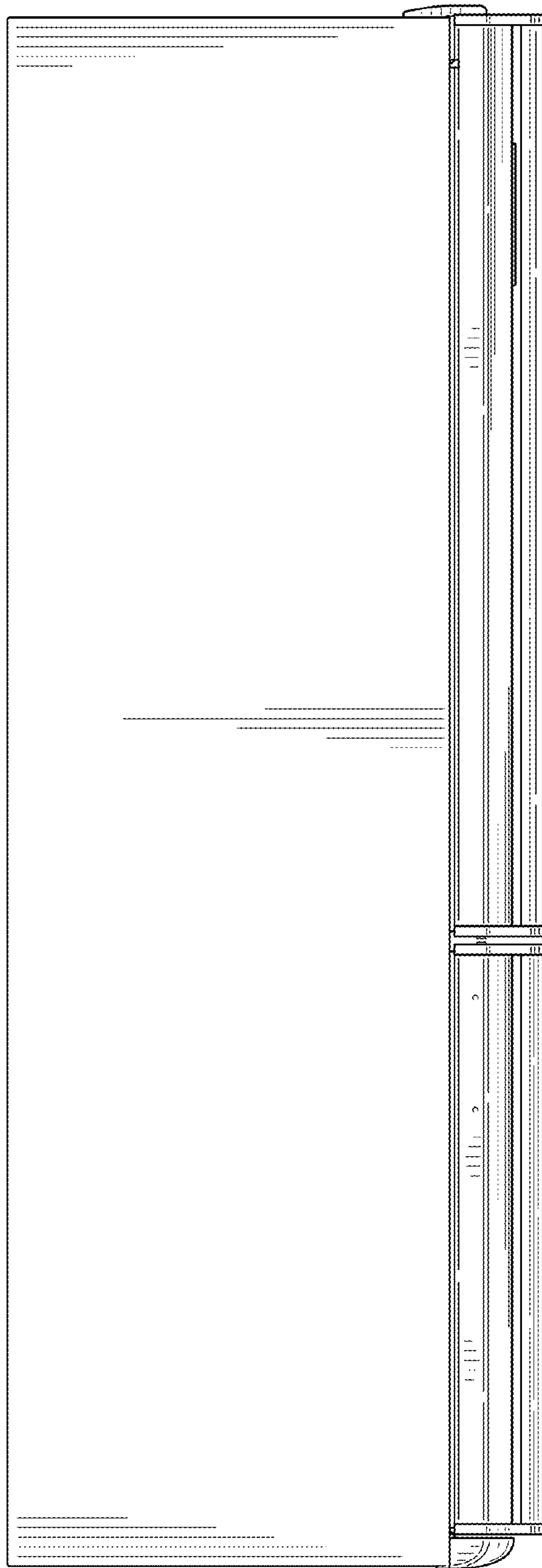


FIG. 5

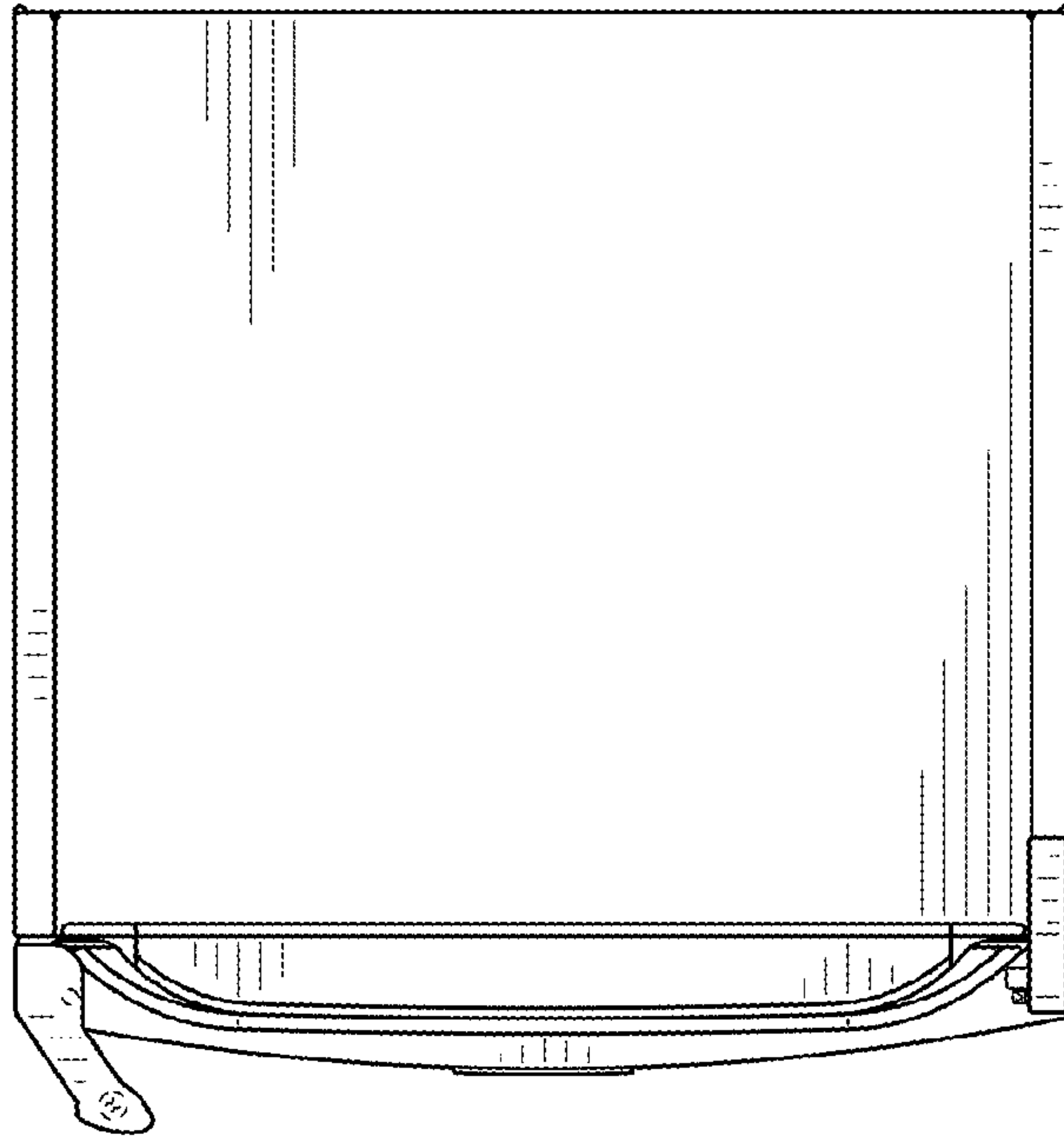


FIG. 6




FIG. 7