



US00D681600S

(12) **United States Design Patent**  
**Gebski**

(10) **Patent No.:** **US D681,600 S**

(45) **Date of Patent:** **\*\* May 7, 2013**

(54) **PARENT UNIT FOR BABYPHONE**

(75) **Inventor:** **Edouard Gebski**, Amersfoort (NL)

(73) **Assignee:** **Koninklijke Philips Electronics N.V.**,  
Eindhoven (NL)

(\*\*) **Term:** **14 Years**

(21) **Appl. No.:** **29/409,331**

(22) **Filed:** **Dec. 22, 2011**

(30) **Foreign Application Priority Data**

Jun. 28, 2011 (EM) ..... 001883869-0001

(51) **LOC (9) Cl.** ..... **14-03**

(52) **U.S. Cl.**  
USPC ..... **D14/159**

(58) **Field of Classification Search** ..... D14/167,  
D14/154, 168, 188, 496, 156, 160, 161, 162,  
D14/163, 164, 165, 158, 253, 192, 159, 155,  
D14/138 AB, 137, 104.1; 455/351, 350,  
455/353; D10/104, 106, 65, 78; 340/573.4,  
340/573.1

See application file for complete search history.

(56) **References Cited**

**U.S. PATENT DOCUMENTS**

D310,664 S \* 9/1990 Murphy ..... D14/137  
D371,779 S \* 7/1996 Nowak et al. .... D14/137

D430,052 S \* 8/2000 Nowak ..... D10/104.1  
D478,018 S \* 8/2003 Adamosky ..... D10/65  
D479,527 S \* 9/2003 Eigenstetter et al. .... D14/346  
D508,215 S \* 8/2005 Grygo ..... D10/78  
D515,447 S \* 2/2006 Gilliam ..... D10/106.1  
D519,101 S \* 4/2006 Alwicker et al. .... D14/188  
D539,251 S \* 3/2007 Heath ..... D14/137  
D577,708 S \* 9/2008 von Meiss et al. .... D14/158  
D589,490 S \* 3/2009 Thusbass ..... D14/155  
D635,119 S \* 3/2011 Van Hees ..... D14/158  
D637,174 S \* 5/2011 Elkerbout ..... D14/159  
D649,135 S \* 11/2011 Hocherman et al. .... D14/159  
D651,585 S \* 1/2012 Masee et al. .... D14/159

\* cited by examiner

*Primary Examiner* — Austin Murphy


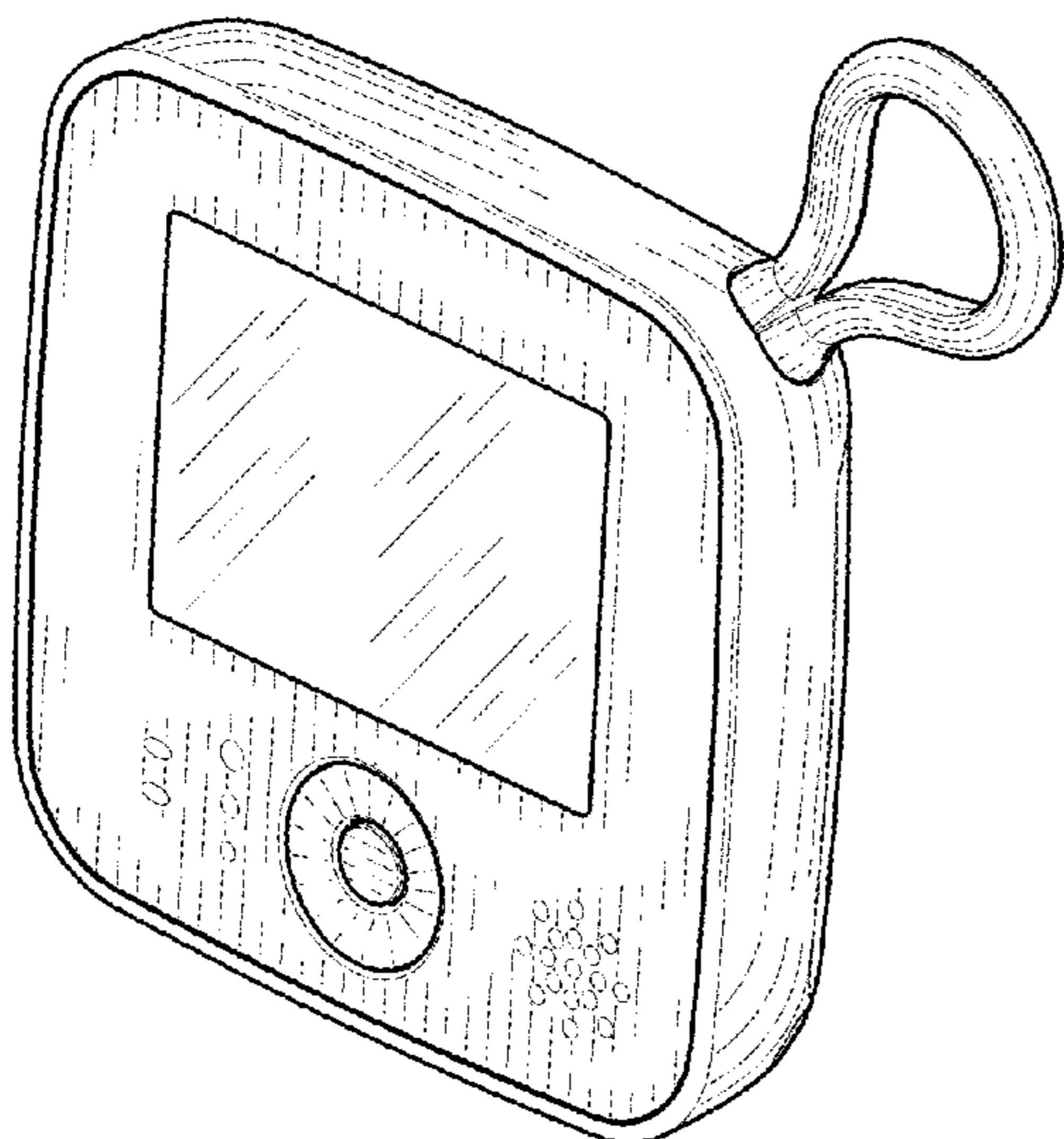
(57) **CLAIM**

The ornamental design for a parent unit for babyphone, as shown.

**DESCRIPTION**

FIG. 1 is a perspective view showing my design;  
FIG. 2 is a front elevational view thereof;  
FIG. 3 is a rear elevational view thereof;  
FIG. 4 is a right side elevational view thereof;  
FIG. 5 is a left side elevational view thereof;  
FIG. 6 is a top plan view thereof; and,  
FIG. 7 is a bottom plan view thereof.

**1 Claim, 4 Drawing Sheets**



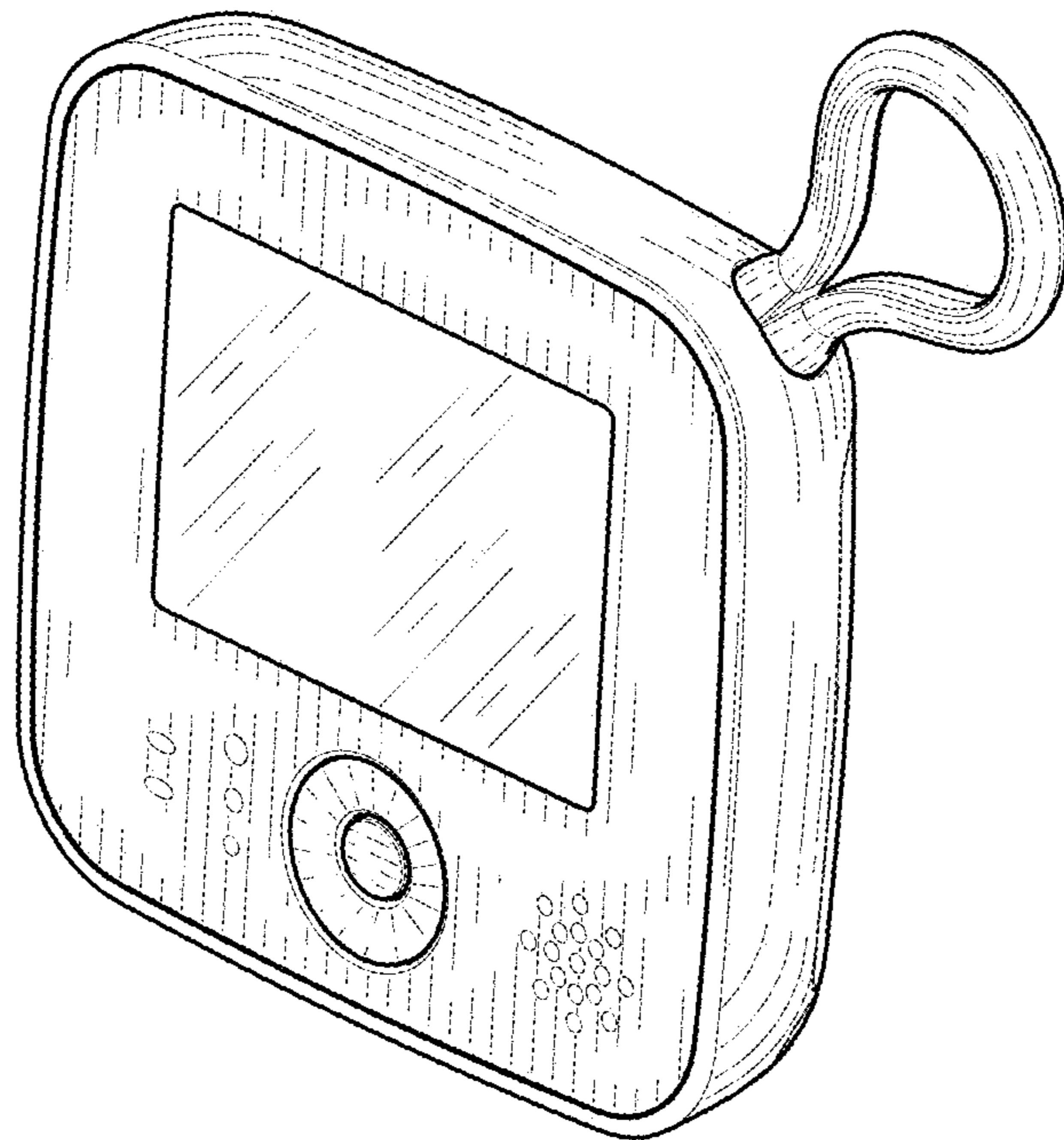


FIG. 1




FIG. 2




FIG. 3

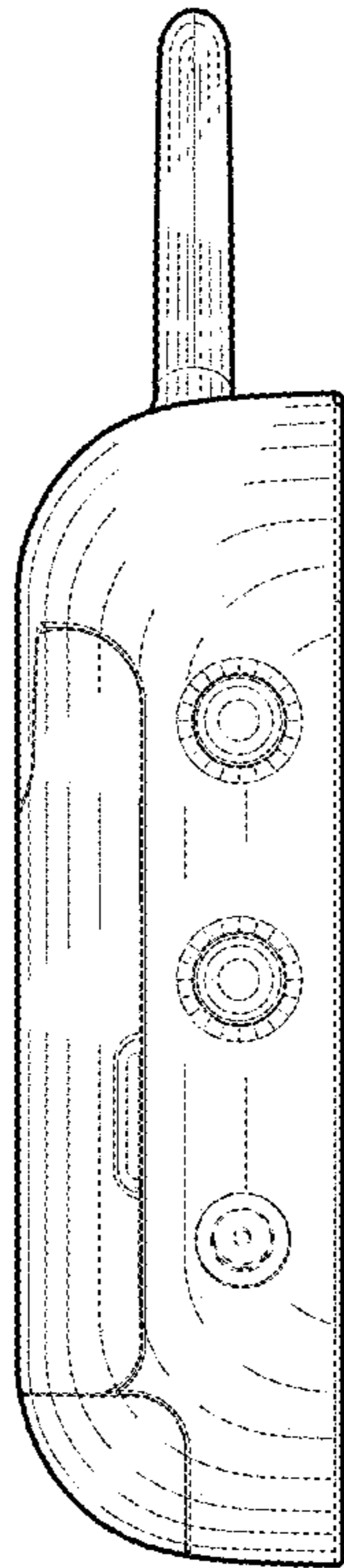


FIG. 4

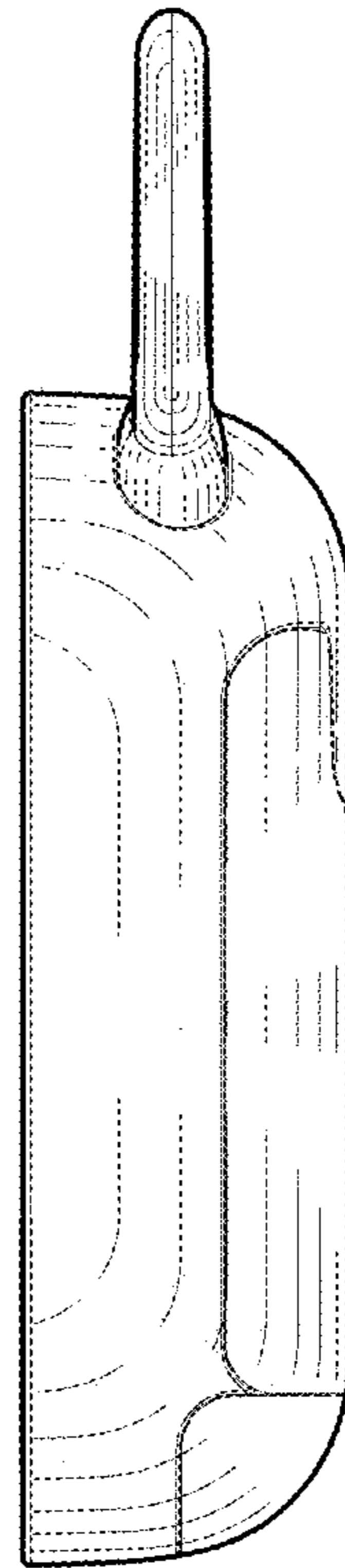


FIG. 5

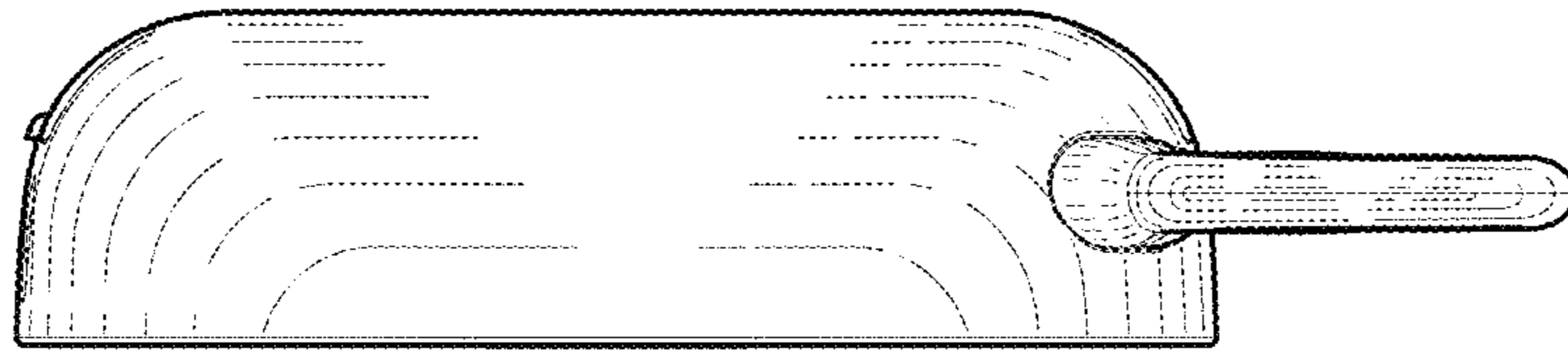


FIG. 6

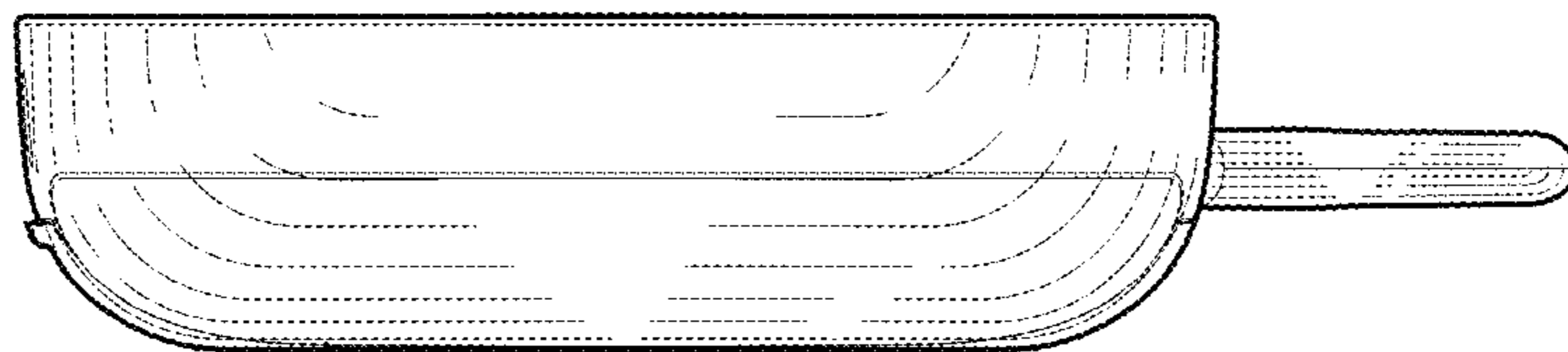


FIG. 7