



US00D681546S

(12) **United States Design Patent**
Sato

(10) **Patent No.:** **US D681,546 S**
(45) **Date of Patent:** **** May 7, 2013**

(54) **TIRE**

(71) Applicant: **Toyo Tire & Rubber Co., Ltd.**, Osaka (JP)

(72) Inventor: **Yoshiki Sato**, Osaka (JP)

(73) Assignee: **Toyo Tire & Rubber Co., Ltd.**, Osaka (JP)

(**) Term: **14 Years**

(21) Appl. No.: **29/441,667**

(22) Filed: **Jan. 8, 2013**

(30) **Foreign Application Priority Data**

Sep. 11, 2012 (JP) 2012-021922

(51) **LOC (9) Cl.** **12-15**

(52) **U.S. Cl.**
USPC **D12/605**

(58) **Field of Classification Search** D12/500-501,
D12/544, 579, 600-605; 152/523-524, DIG. 12,
152/555; D7/588, 396.4-396.5
See application file for complete search history.

(56) **References Cited**

U.S. PATENT DOCUMENTS

D540,740 S *	4/2007	Maxwell et al.	D12/605
D598,843 S *	8/2009	Maxwell	D12/605
D602,427 S *	10/2009	Takahashi	D12/605
D606,016 S *	12/2009	Scheifele	D12/605
D610,980 S *	3/2010	Shondel	D12/605

D638,784 S *	5/2011	Scheifele	D12/605
D640,187 S *	6/2011	Fontaine et al.	D12/605
D655,671 S *	3/2012	Yasunaga	D12/605
D656,090 S *	3/2012	Sato	D12/605
D662,465 S *	6/2012	Takano	D12/605
D666,143 S *	8/2012	Sato	D12/605

FOREIGN PATENT DOCUMENTS

JP	D1336570	7/2008
JP	D1349430	1/2009

* cited by examiner

Primary Examiner — Stacia Cadmus

(74) *Attorney, Agent, or Firm* — Sterne, Kessler, Goldstein & Fox PLLC

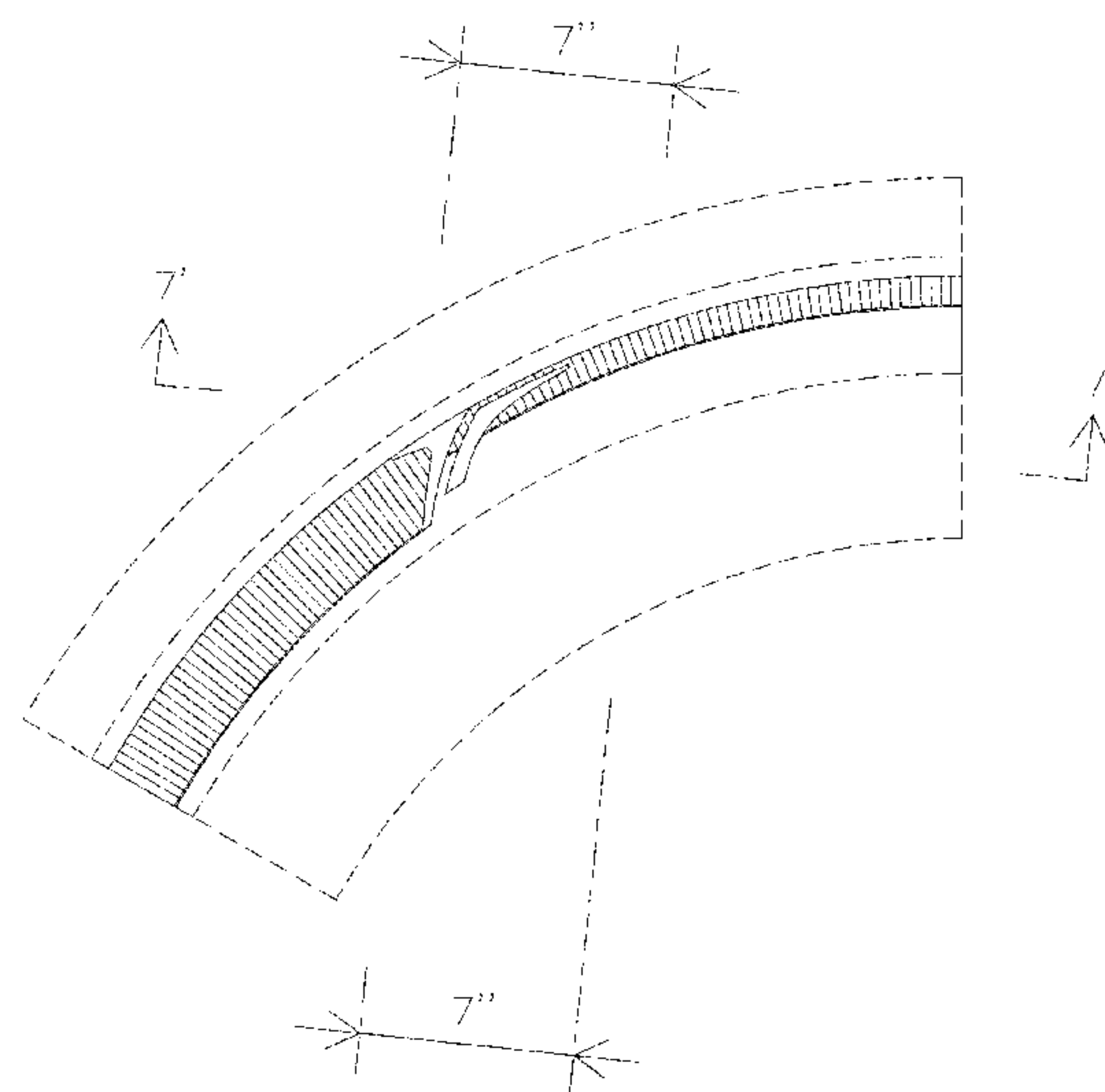
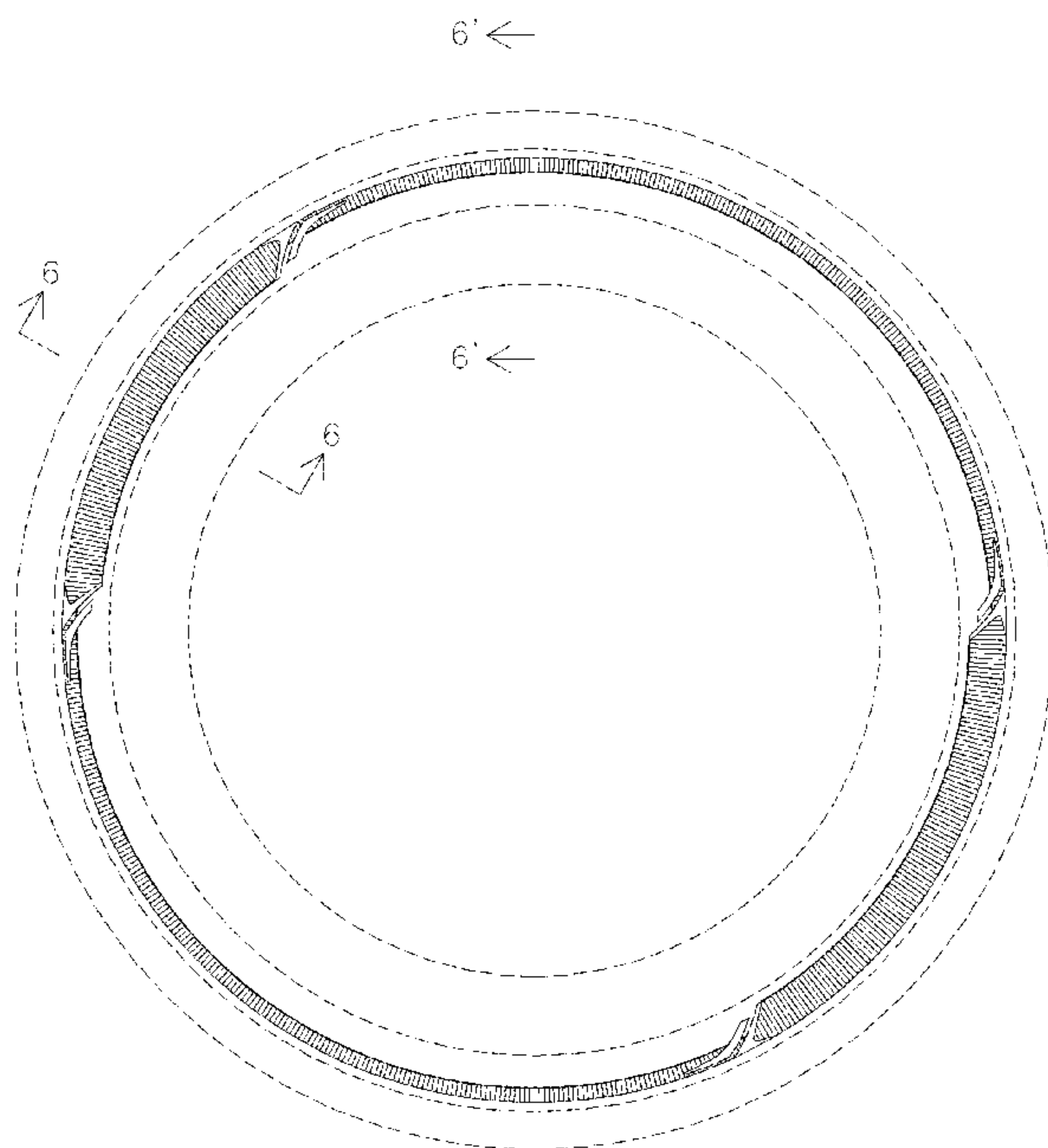
(57) **CLAIM**

The ornamental design for a tire, as shown and described.

DESCRIPTION

FIG. 1 is a perspective view of a tire showing my new design;
 FIG. 2 is a front view thereof;
 FIG. 3 is a rear view thereof;
 FIG. 4 is a top plan view thereof, for which the bottom plan view is a mirror image;
 FIG. 5 is a left side view thereof, for which the right side view is a mirror image;
 FIG. 6 is an enlarged view taken along lines 6-6 and 6'-6' in FIG. 2; and,
 FIG. 7 is an enlarged cross-sectional view taken along line 7-7 in FIG. 4 and lines 7'-7' and 7''-7'' in FIG. 6.
 In the drawings, the broken lines showing portions of the tire tread, sidewall, and inner bead depict portions of the tire which form no part of the claimed design.

1 Claim, 7 Drawing Sheets



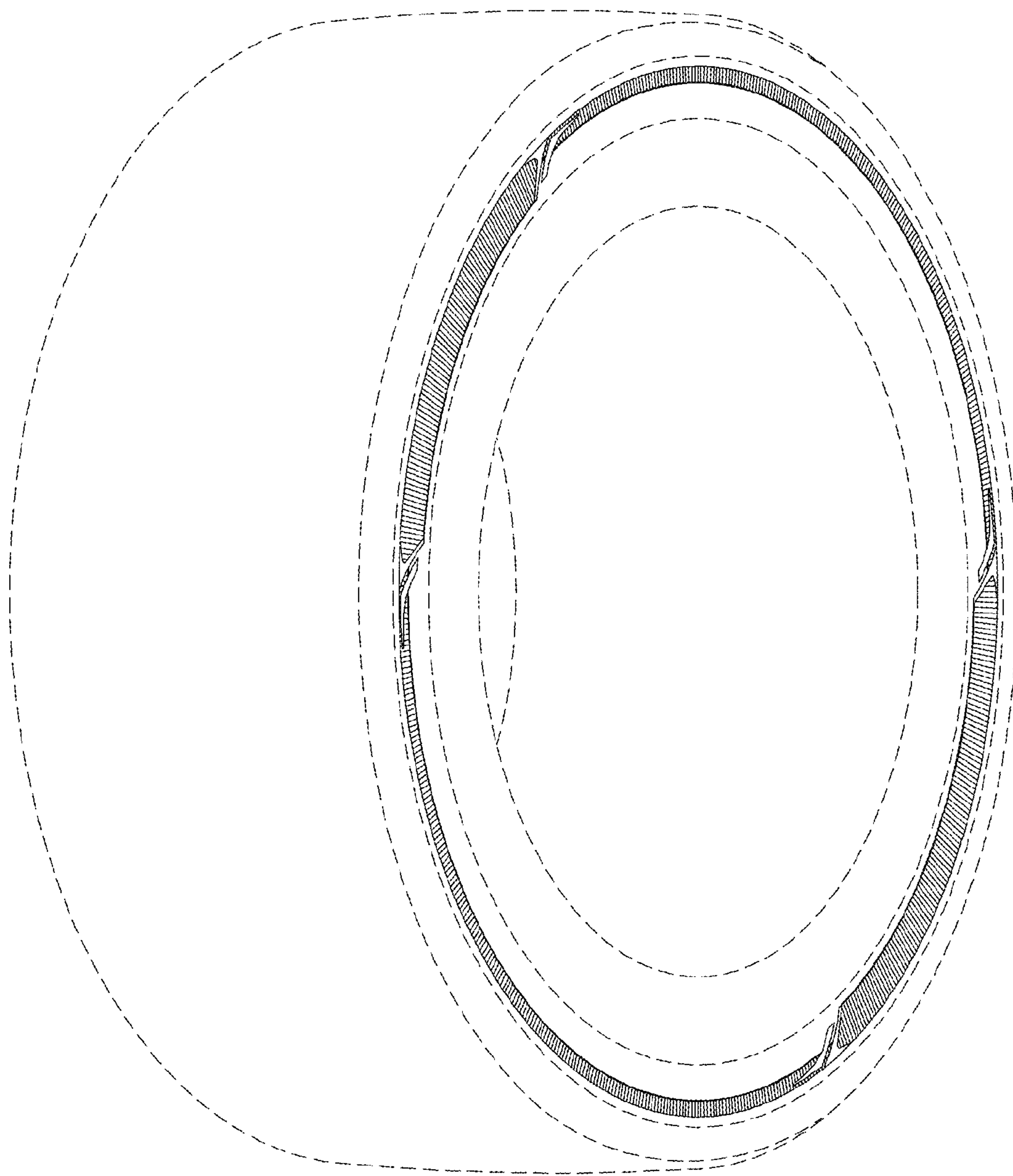


FIG. 1

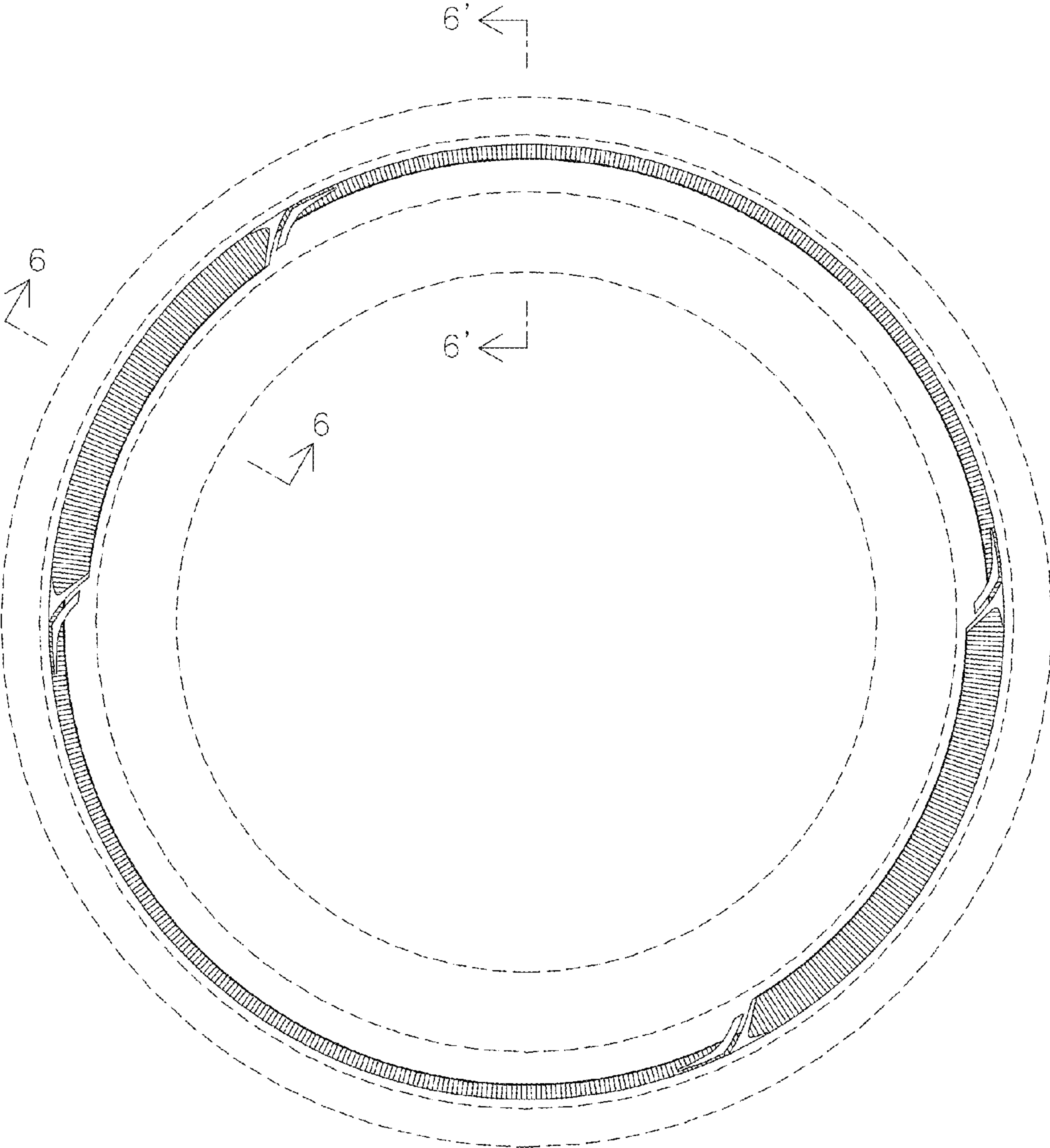


FIG. 2




FIG. 3




FIG. 4




FIG. 5

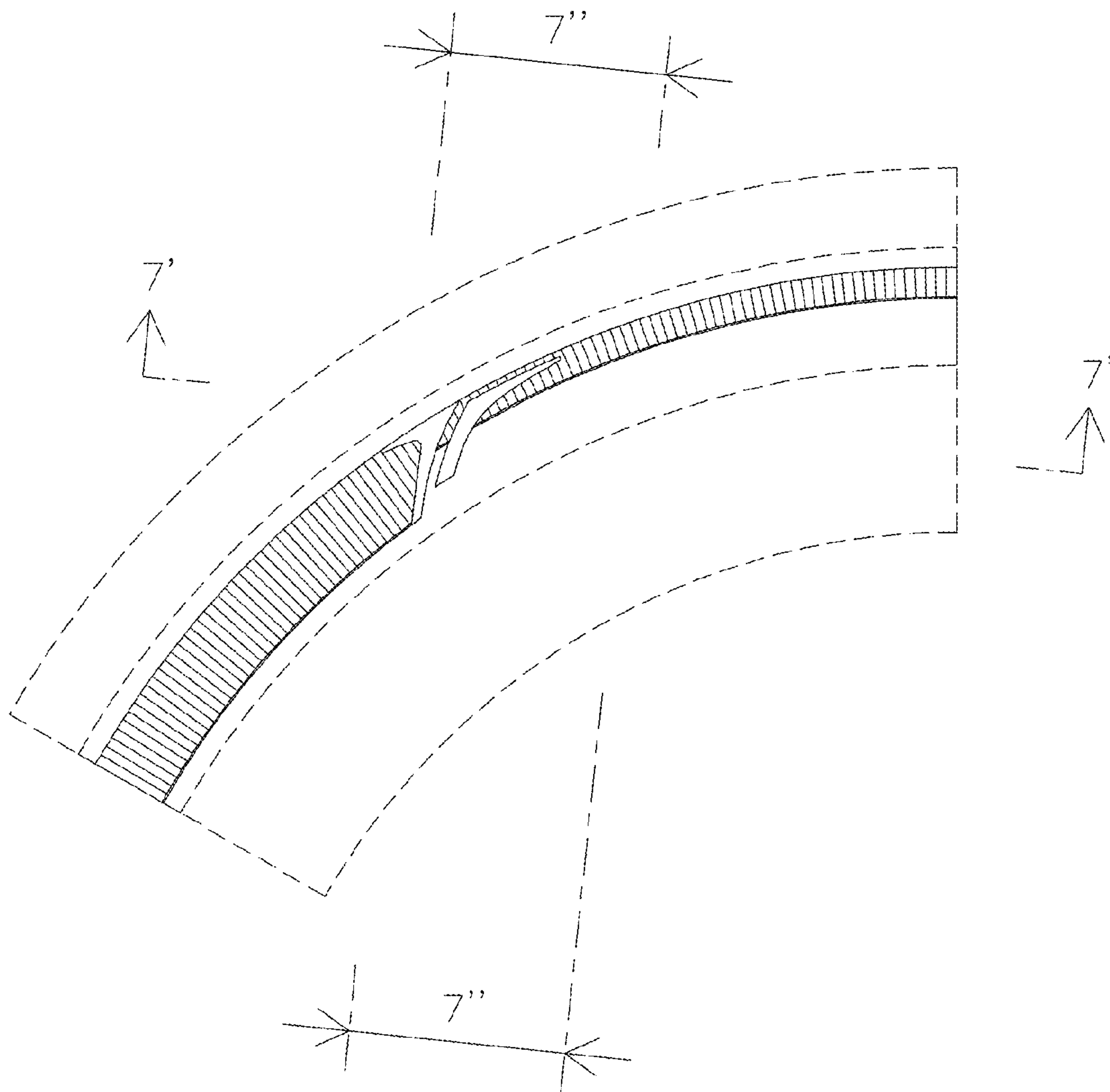


FIG. 6




FIG. 7