

US00D681521S

(12) **United States Design Patent**
Yamamoto et al.

(10) **Patent No.:** **US D681,521 S**

(45) **Date of Patent:** **** May 7, 2013**

(54) **HOOD FOR AUTOMOBILE**

(75) Inventors: **Chisato Yamamoto**, Kanagawa (JP);
Naoyuki Ohkoshi, Kanagawa (JP)

(73) Assignee: **Nissan Motor Co., Ltd.**, Yokohama (JP)

(**) Term: **14 Years**

(21) Appl. No.: **29/407,513**

(22) Filed: **Nov. 30, 2011**

(30) **Foreign Application Priority Data**

Jul. 13, 2011 (JP) 2011-016024

(51) **LOC (9) Cl.** **12-16**

(52) **U.S. Cl.**
USPC **D12/173; 180/69.2**

(58) **Field of Classification Search** D12/86,
D12/90, 91, 92, 164, 173, 196; D21/533,
D21/548, 552; 180/69.2, 69.21, 69.22
See application file for complete search history.

(56) **References Cited**

U.S. PATENT DOCUMENTS

D483,711 S *	12/2003	Murkett	D12/196
D532,728 S *	11/2006	Schiavone et al.	D12/173
D541,198 S *	4/2007	Levy	D12/173
D555,553 S *	11/2007	Kaoud et al.	D12/173
D570,266 S *	6/2008	Deane	D12/173
D570,753 S *	6/2008	Sato et al.	D12/173
D592,113 S *	5/2009	Ward	D12/173
D597,003 S *	7/2009	Yamazaki et al.	D12/173
D607,792 S *	1/2010	Weil	D12/173
D609,144 S *	2/2010	Takayama	D12/173
D610,505 S *	2/2010	Bucher et al.	D12/173
D614,097 S *	4/2010	Noguchi et al.	D12/173
D620,852 S *	8/2010	Froehlich	D12/173
D626,475 S *	11/2010	Yamazaki et al.	D12/173
D627,281 S *	11/2010	Yoshida et al.	D12/173

D628,941 S *	12/2010	Yi	D12/92
D628,946 S *	12/2010	Cogswell	D12/173
D633,014 S *	2/2011	Bauer et al.	D12/173
D634,682 S *	3/2011	Matei et al.	D12/173
D641,669 S *	7/2011	Vardis	D12/173
D664,905 S *	8/2012	Platto et al.	D12/173

(Continued)

OTHER PUBLICATIONS

http://www.netcarshow.com/infiniti/2009-fx37/1024x768/wallpaper_04.htm

Primary Examiner — Susan E Krakower

Assistant Examiner — John T Applewhite

(74) *Attorney, Agent, or Firm* — Global IP Counselors, LLP

(57) **CLAIM**

The ornamental design for a hood for an automobile, as shown and described.

DESCRIPTION

FIG. 1 is a front elevational view of a hood for an automobile in accordance with our new design;

FIG. 2 is a top plan view of the hood in accordance with our new design of FIG. 1;

FIG. 3 is a left side elevational view of the hood in accordance with our new design of FIGS. 1 and 2;


FIG. 4 is a right side elevational view of the hood in accordance with our new design of FIGS. 1 to 3; and,

FIG. 5 is a front side perspective view of the hood for an automobile in accordance with our new design of FIGS. 1 to 4.

The appearance of the bottom of the hood as seen in FIGS. 1, 3, and 4 is for purpose of illustrating the boundaries of the exterior surface of the hood, and forms no part of the claimed design.

The broken lines portions of the hood form no part of the claimed design.

1 Claim, 5 Drawing Sheets



US D681,521 S

Page 2

U.S. PATENT DOCUMENTS

D665,317 S *	8/2012	Huet	D12/173		
D666,540 S *	9/2012	Karras et al.	D12/173	* cited by examiner	
				D669,403 S * 10/2012 Gifford	D12/173
				D672,696 S * 12/2012 Saracoglu	D12/173




FIG. 1




FIG. 2

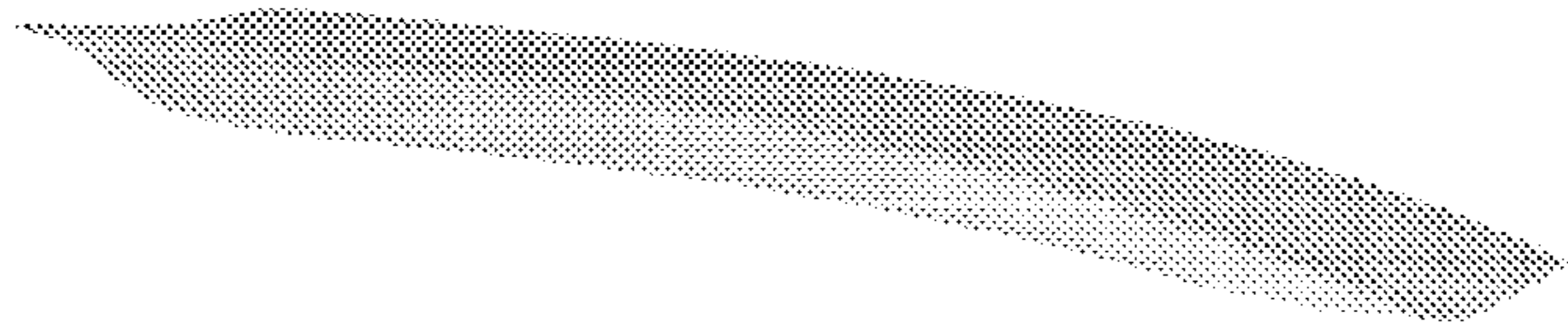


FIG. 3

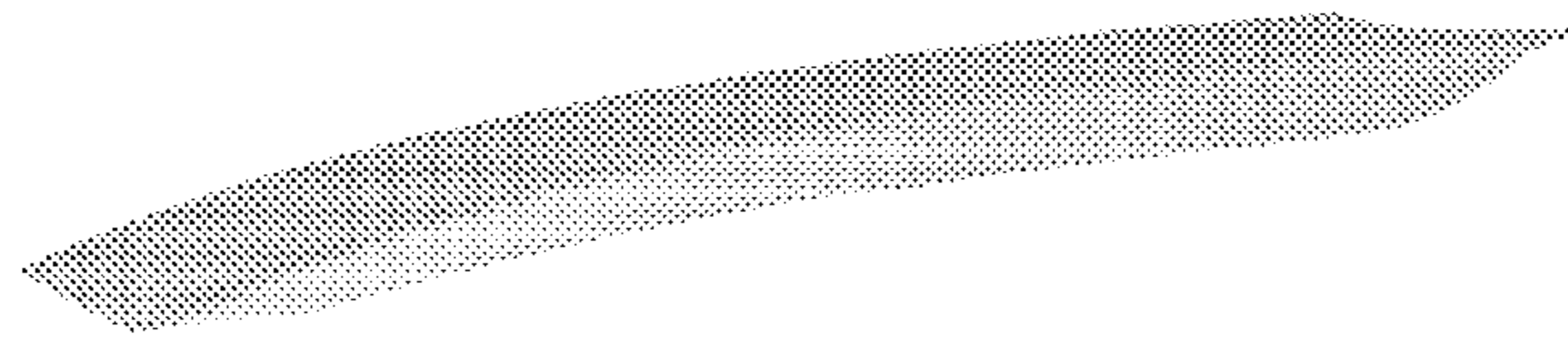


FIG. 4




FIG. 5