



US00D681520S

(12) **United States Design Patent**  
**Yamada et al.**

(10) **Patent No.:** **US D681,520 S**

(45) **Date of Patent:** **\*\* May 7, 2013**

(54) **HOOD FOR AN AUTOMOBILE**

(75) Inventors: **Masayuki Yamada**, Aichi-ken (JP);  
**Junichi Toura**, Shizuoka-ken (JP)

(73) Assignee: **Toyota Jidosha Kabushiki Kaisha**,  
Toyota-shi (JP)

(\*\*) Term: **14 Years**

(21) Appl. No.: **29/405,102**

(22) Filed: **Oct. 28, 2011**

(51) **LOC (9) Cl.** ..... **12-08**

(52) **U.S. Cl.**

USPC ..... **D12/173**

(58) **Field of Classification Search** ..... D12/86,  
D12/90, 91, 92, 173, 196; 180/69.2, 69.21,  
180/69.22

See application file for complete search history.

(56) **References Cited**

**U.S. PATENT DOCUMENTS**

D421,587 S *	3/2000	Horbury et al.	.....	D12/173
D541,198 S *	4/2007	Levy	.....	D12/173
D555,553 S *	11/2007	Kaoud et al.	.....	D12/173
D560,577 S *	1/2008	Okamoto et al.	.....	D12/173
D588,511 S *	3/2009	Song et al.	.....	D12/173
D592,113 S *	5/2009	Ward	.....	D12/173
D609,144 S *	2/2010	Takayama	.....	D12/173
D619,942 S *	7/2010	Ectors et al.	.....	D12/173

D627,281 S *	11/2010	Yoshida et al.	.....	D12/173
D634,682 S *	3/2011	Matei et al.	.....	D12/173
D651,144 S *	12/2011	Okumoto et al.	.....	D12/173
D659,612 S *	5/2012	Matsumoto et al.	.....	D12/173
D662,013 S *	6/2012	Hakamata et al.	.....	D12/173

**OTHER PUBLICATIONS**

BMW 3-Series; www.webllo.jp/; Dec. 22, 2010.  
Corolla Sedan, www.corolla-m.co.jp/; Dec. 22, 2010.

\* cited by examiner

*Primary Examiner* — Philip S Hyder  
*Assistant Examiner* — Darlington Ly

(74) *Attorney, Agent, or Firm* — Finnegan, Henderson,  
Farabow, Garrett & Dunner, LLP

(57) **CLAIM**

The ornamental design for a hood for an automobile, as shown and described.

**DESCRIPTION**

FIG. 1 is a front perspective view of a hood for an automobile of our new design;

FIG. 2 is a front view thereof;

FIG. 3 is a rear view thereof;


FIG. 4 is a left side view thereof;


FIG. 5 is a right side view thereof;

FIG. 6 is a top plan view thereof; and,

FIG. 7 is a bottom view thereof.


**1 Claim, 5 Drawing Sheets**





**FIG. 1**






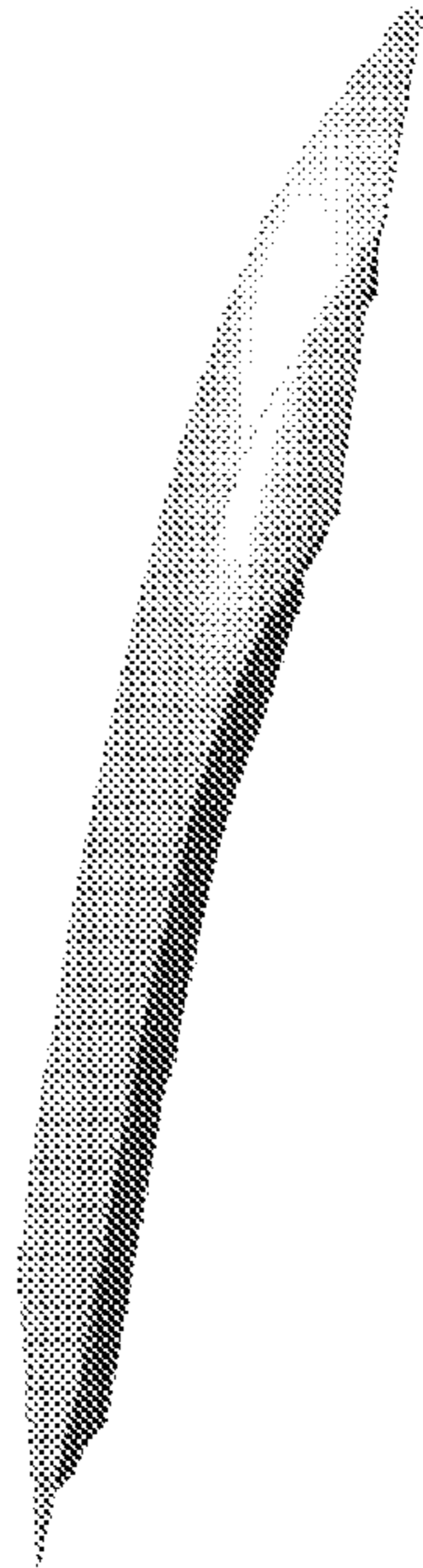
**FIG. 2**




**FIG. 3**



**FIG. 5**

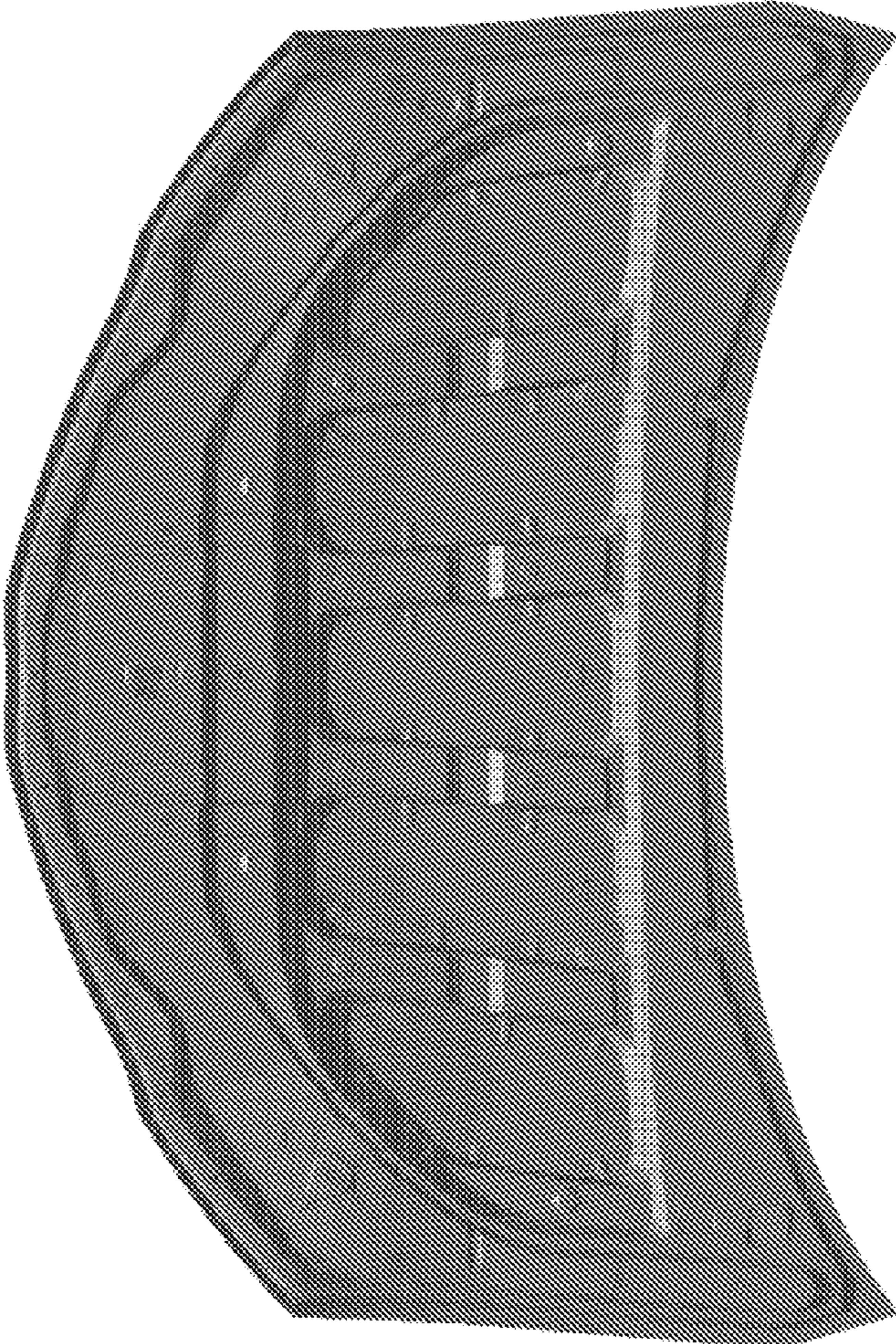


**FIG. 4**



**FIG. 6**





**FIG. 7**