



US00D681501S

(12) **United States Design Patent**  
**Groothuis**

(10) **Patent No.:** **US D681,501 S**

(45) **Date of Patent:** **\*\* May 7, 2013**

(54) **DREIDEL-SHAPED STOCKING**

(76) **Inventor:** **Audrey Groothuis**, Los Angeles, CA  
(US)

(\*\*) **Term:** **14 Years**

(21) **Appl. No.:** **29/399,231**

(22) **Filed:** **Aug. 10, 2011**

(51) **LOC (9) Cl.** ..... **11-05**

(52) **U.S. Cl.**  
USPC ..... **D11/126**

(58) **Field of Classification Search** ..... D11/117,  
D11/121, 124, 125, 126, 131, 132, 133, 157,  
D11/158; 428/7, 8, 9, 12

See application file for complete search history.

(56) **References Cited**

**U.S. PATENT DOCUMENTS**

D39,516 S *	9/1908	Prugh	.....	D9/617
D126,831 S *	4/1941	Francis	.....	D11/126
D156,059 S	11/1949	Vivaudou		
2,508,669 A	5/1950	Glover		
D159,218 S *	7/1950	Margolin	.....	D11/126
D161,879 S *	2/1951	Sauer	.....	D11/126
D167,592 S	8/1952	Schwartz		
2,716,828 A	9/1955	Adler, Jr.		
D250,700 S	1/1979	Studdard		
D336,446 S	6/1993	Browning		
D348,231 S *	6/1994	Arp Henry	.....	D11/121
D348,414 S	7/1994	Henry		

D371,985 S	7/1996	Dee		
D391,196 S	2/1998	Mellgren		
D394,229 S	5/1998	Curry		
D408,990 S	5/1999	Tackett		
D467,835 S	12/2002	Guillory		
D520,406 S *	5/2006	Groeschen	.....	D11/126
D573,059 S *	7/2008	LaSpada	.....	D11/126
D581,313 S *	11/2008	Requate	.....	D11/126
D618,134 S	6/2010	Beebe		
7,909,674 B2 *	3/2011	Goosner	.....	446/242

\* cited by examiner

*Primary Examiner* — Elizabeth J Oswecki

(74) *Attorney, Agent, or Firm* — QuickPatents; Kevin Prince

(57) **CLAIM**

I claim the ornamental design for a dreidel-shaped stocking, as shown and described.

**DESCRIPTION**

FIG. 1 is a perspective view of a dreidel-shaped stocking, showing my new design in a partially open position;

FIG. 2 is a front elevational view thereof, illustrated in a closed position;

FIG. 3 is a rear elevational view of FIG. 2;

FIG. 4 is a top plan view of FIG. 2;

FIG. 5 is a left-side elevational view of FIG. 2, the right-side elevational view being a mirror image thereof; and,

FIG. 6 is a bottom plan view of FIG. 2.

The broken lines showing text in FIGS. 1 and 2 depict environmental matter and form no part of the claimed design.

**1 Claim, 3 Drawing Sheets**

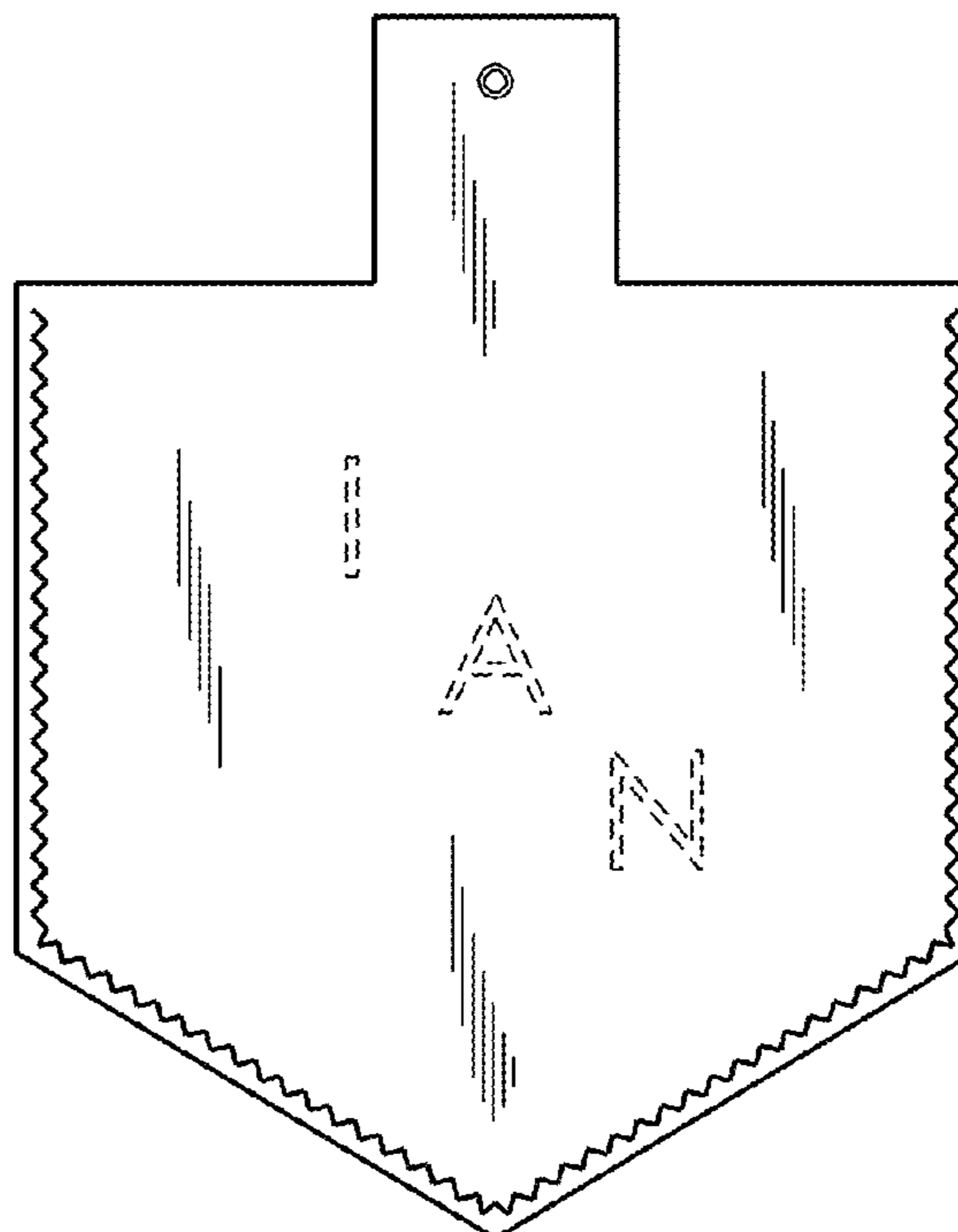
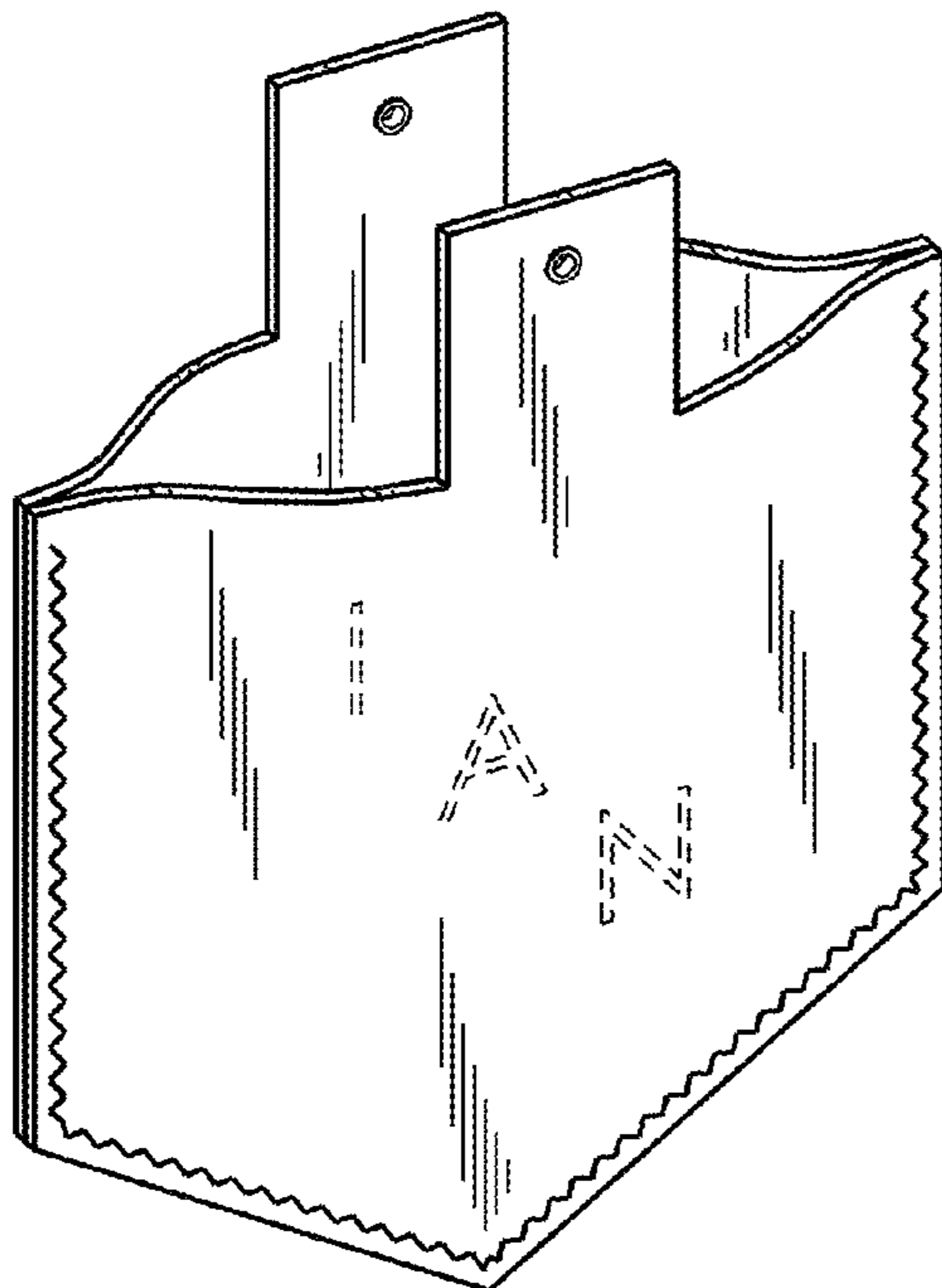


FIG. 1

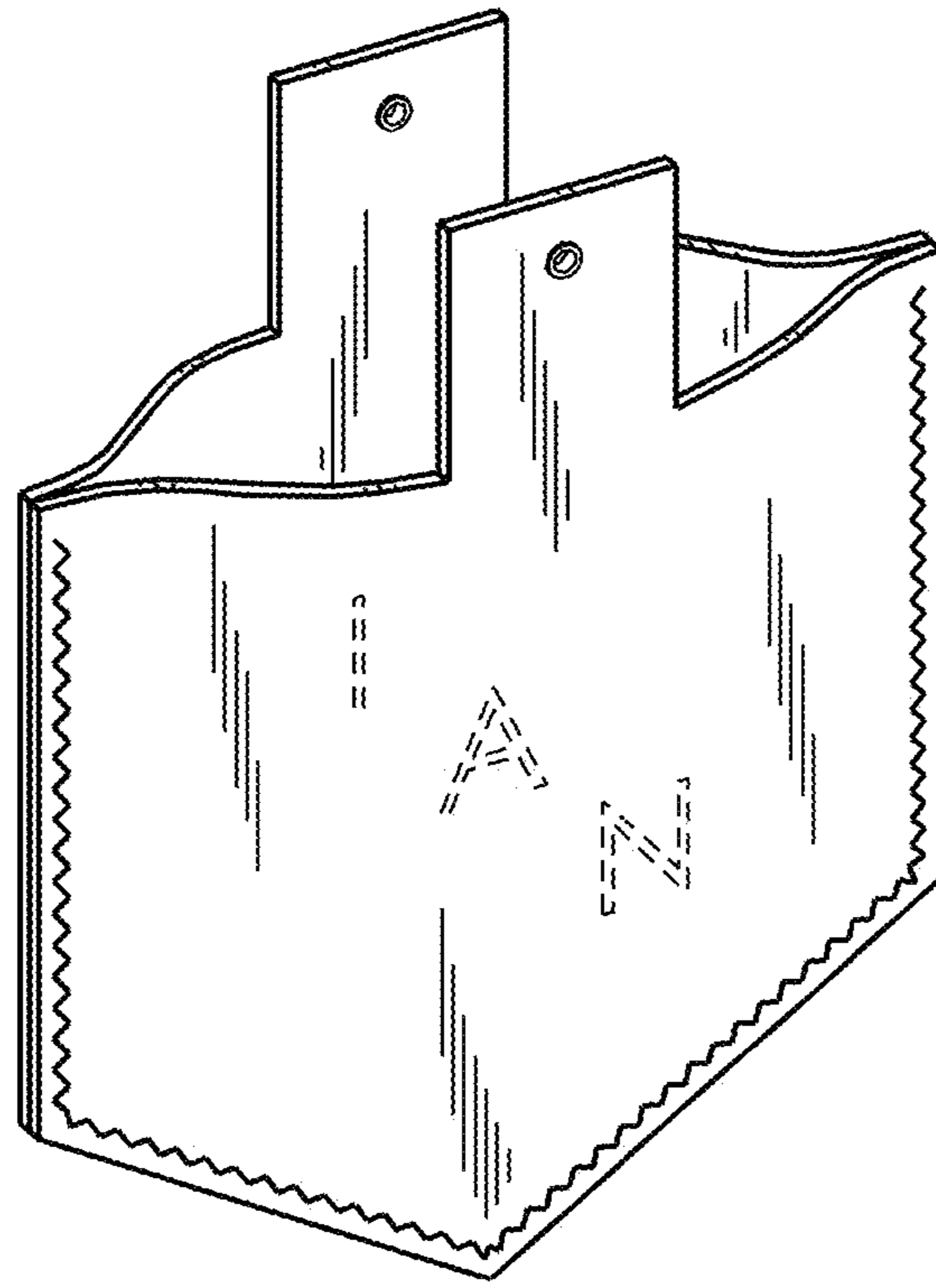


FIG. 2

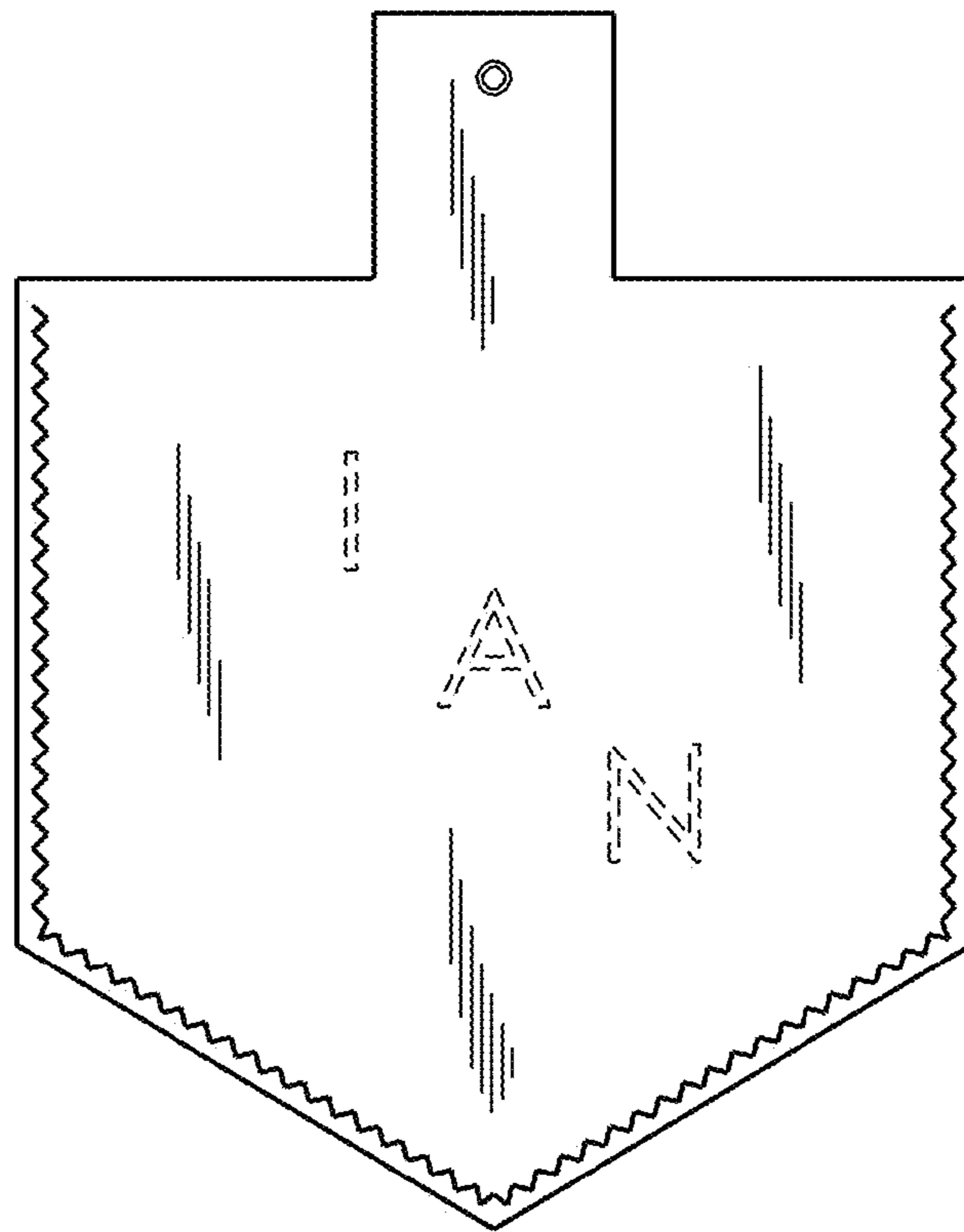


FIG. 3


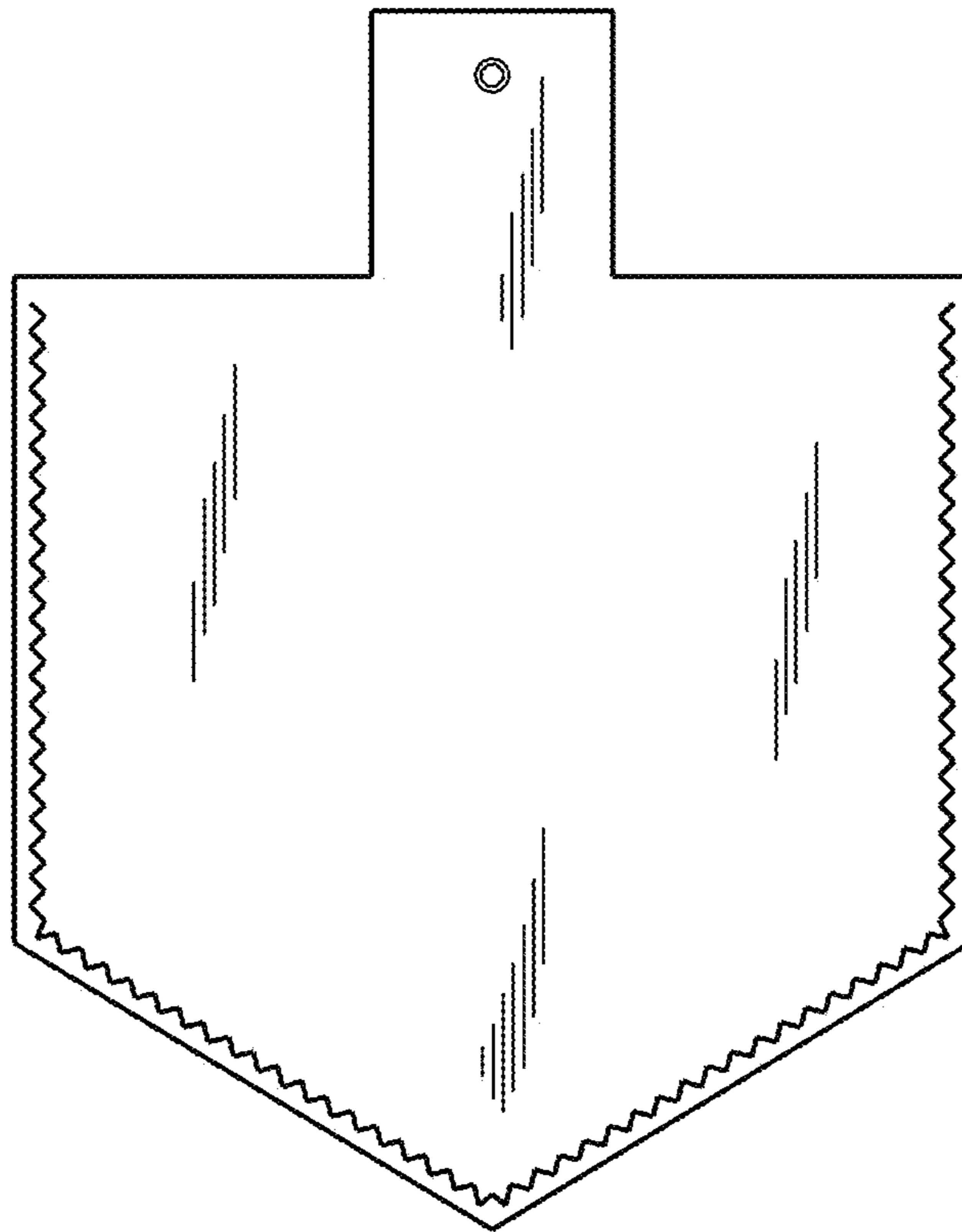


FIG. 4

FIG. 5

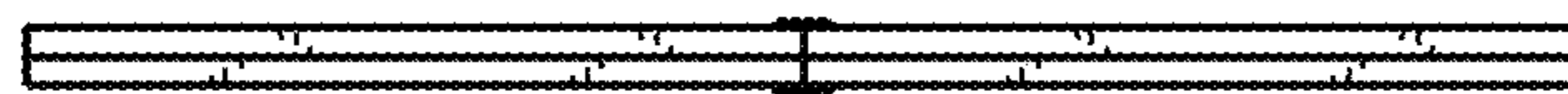


FIG. 6