



US00D681497S

(12) **United States Design Patent**
Goerges

(10) **Patent No.:** **US D681,497 S**
(45) **Date of Patent:** **** May 7, 2013**

(54) **JEWELRY FOR USE AS A RING, BRACELET OR NECKLACE**

(71) Applicant: **Erin Kolajack Goerges**, Houston, TX (US)

(72) Inventor: **Erin Kolajack Goerges**, Houston, TX (US)

(**) Term: **14 Years**

(21) Appl. No.: **29/435,854**

(22) Filed: **Oct. 30, 2012**

Related U.S. Application Data

(63) Continuation-in-part of application No. 29/435,852, filed on Oct. 29, 2012, and a continuation-in-part of application No. 29/435,853, filed on Oct. 29, 2012.

(51) **LOC (9) Cl.** **11-01**

(52) **U.S. Cl.**
USPC **D11/3; D11/25**

(58) **Field of Classification Search** **D11/1-39;**
63/15, 15.1-15.4, 15.45, 15.5, 15.6, 15.65,
63/15.7

See application file for complete search history.

(56) **References Cited**

U.S. PATENT DOCUMENTS

D53,040 S * 3/1919 Krobe D11/39
D245,323 S * 8/1977 Galeza D11/39
D432,937 S * 10/2000 Blacoe D11/26
D473,155 S * 4/2003 Bonnet D11/26

D474,991 S * 5/2003 O'Connell D11/30
D508,078 S * 8/2005 Caramico D19/40
D521,878 S * 5/2006 Sivriere D10/26
D523,771 S * 6/2006 Kwan D11/30
D532,331 S * 11/2006 Jang et al. D11/26
D532,713 S * 11/2006 Jang D11/26
D533,476 S * 12/2006 Jang D11/26
D535,208 S * 1/2007 Jang et al. D11/26
D543,127 S * 5/2007 Daas D11/16

* cited by examiner

Primary Examiner — Jennifer Rivard

Assistant Examiner — Melanie Pellegrini

(74) *Attorney, Agent, or Firm* — Karen Bryant Tripp

(57) **CLAIM**

The ornamental design for a jewelry for use as a ring, bracelet or necklace, as shown and described.

DESCRIPTION

FIG. 1 is a perspective view of a jewelry for use as a ring, bracelet or necklace showing our new design.

FIG. 2 is an elevational side view of the jewelry for use as a ring, bracelet or necklace of FIG. 1.

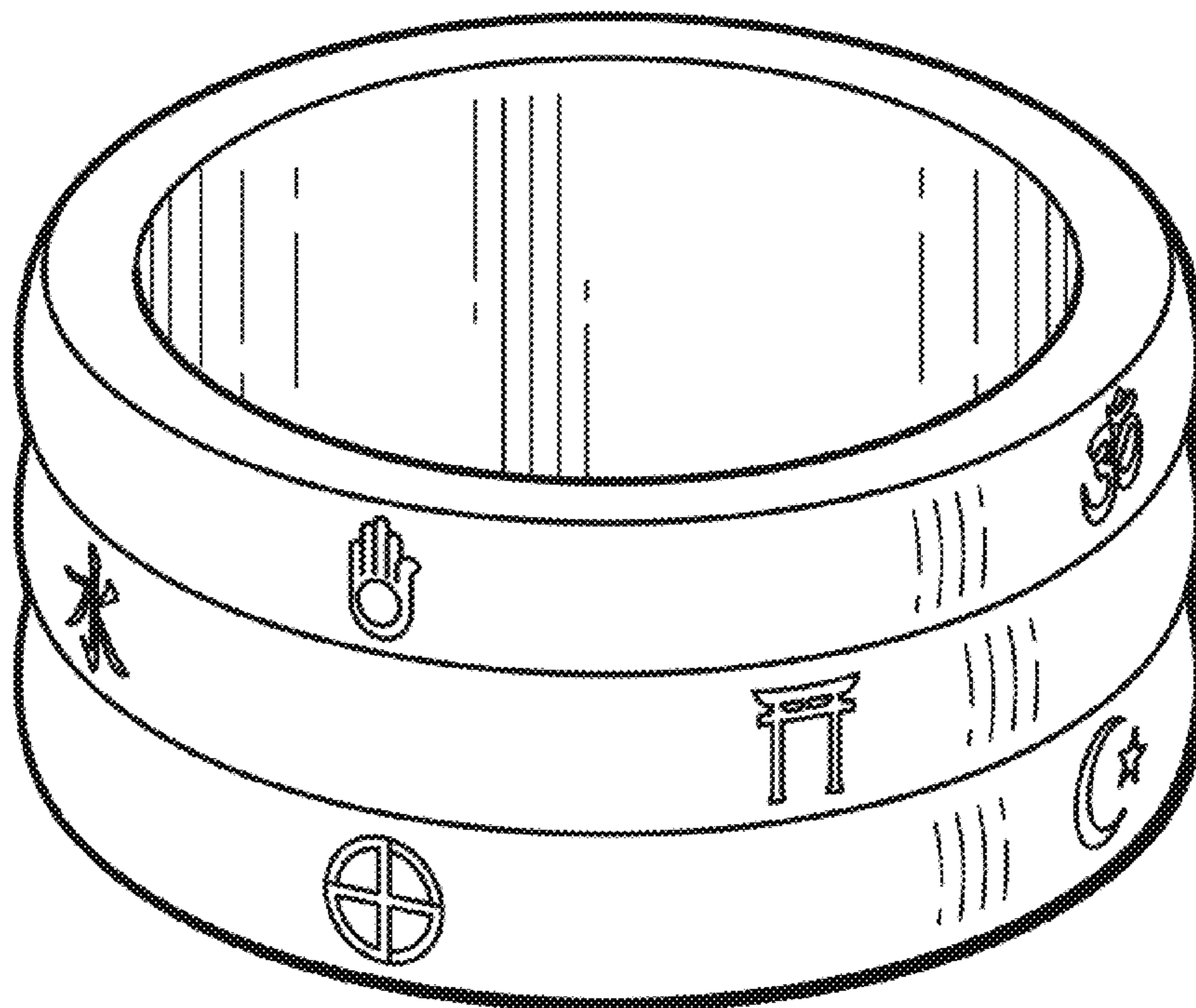
FIG. 3 is another elevational side view of the jewelry for use as a ring, bracelet or necklace of FIG. 1.

FIG. 4 is another elevational side view of the jewelry for use as a ring, bracelet or necklace of FIG. 1.

FIG. 5 is another elevational side view of the jewelry for use as a ring, bracelet or necklace of FIG. 1; and,

FIG. 6 is a top or plan view of the jewelry for use as a ring, bracelet or necklace of FIG. 1, which is the same view as the bottom view of the jewelry for use as a ring, bracelet or necklace of FIG. 1.

1 Claim, 2 Drawing Sheets



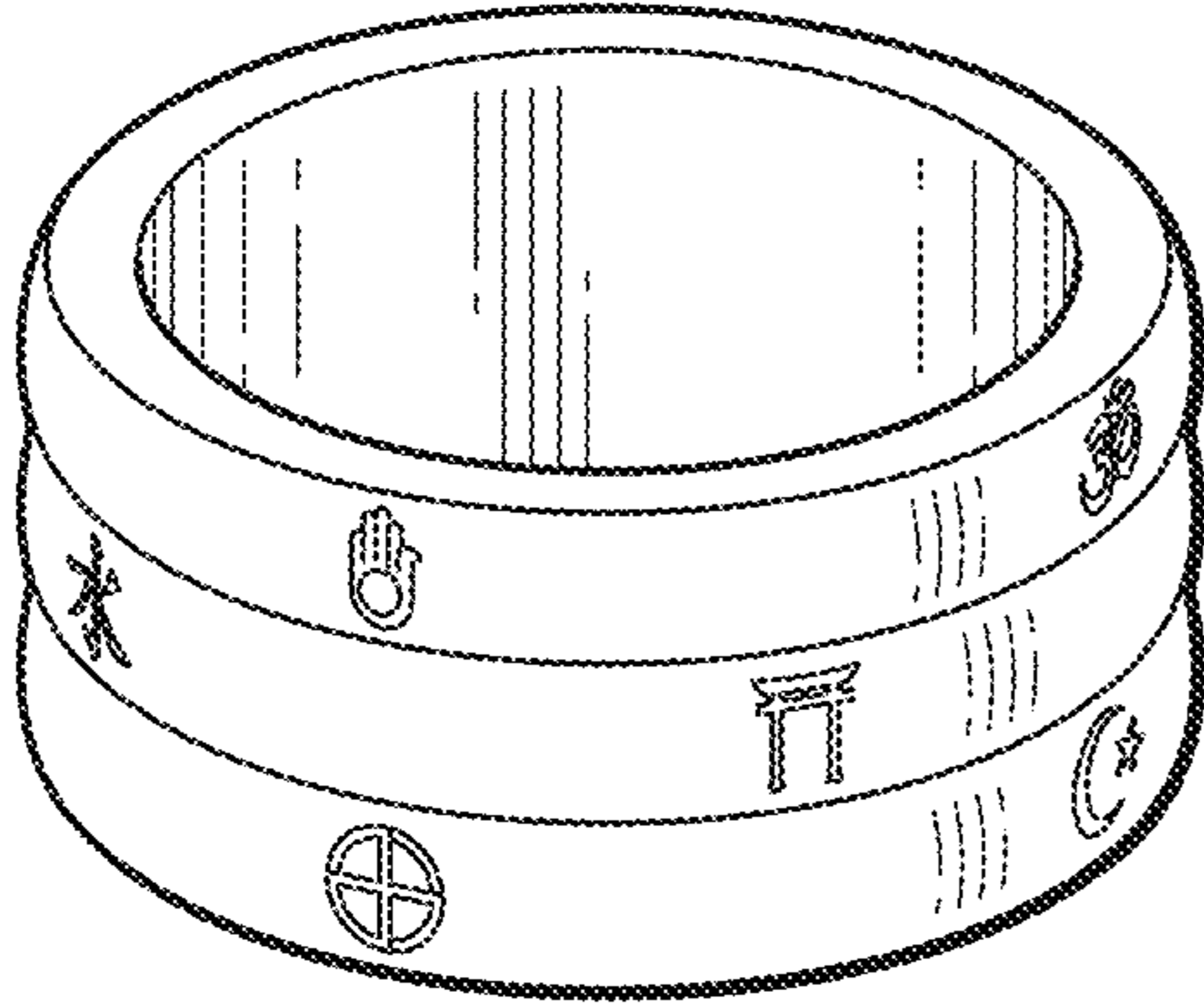


FIG. 1

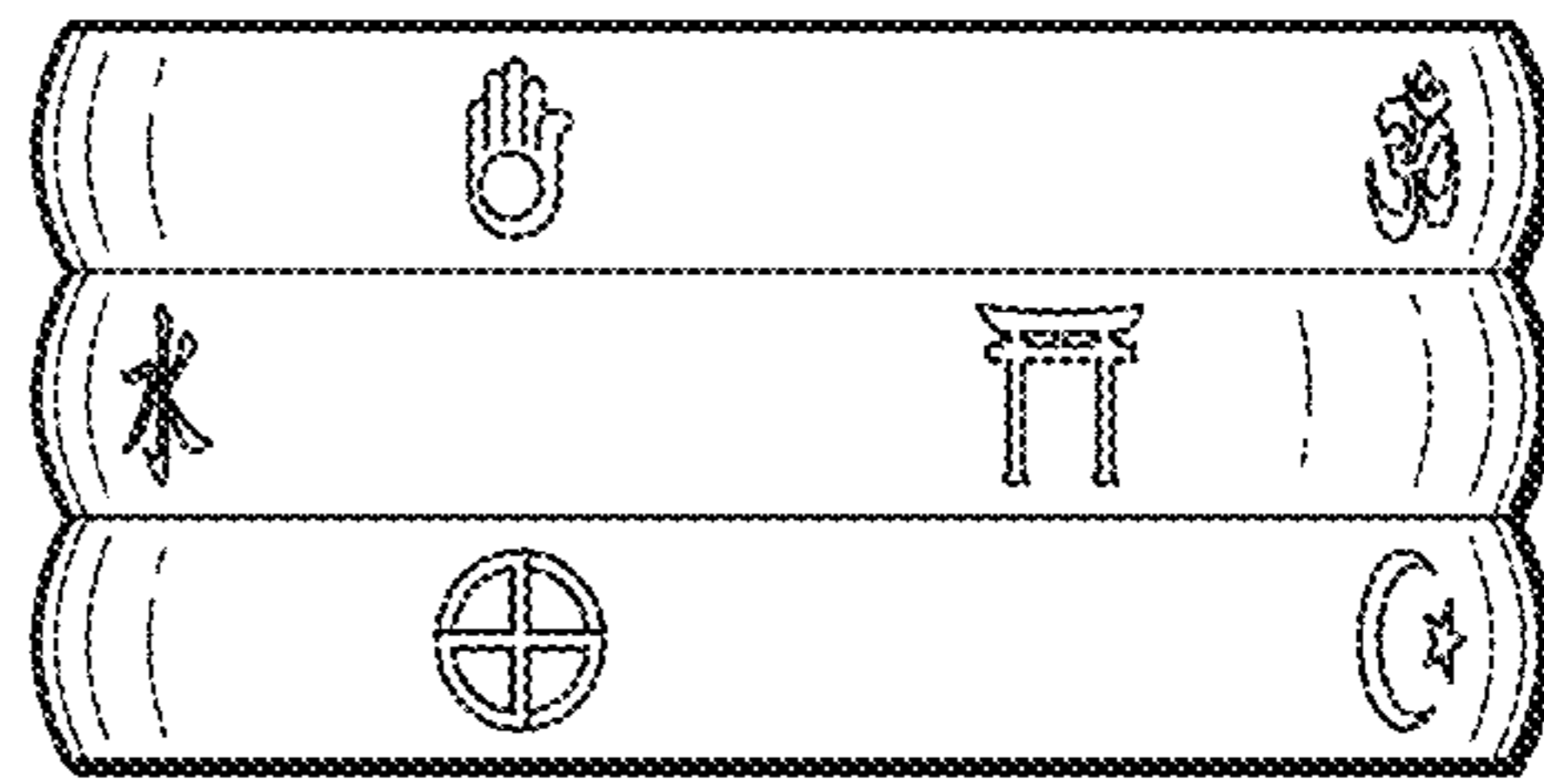


FIG. 2

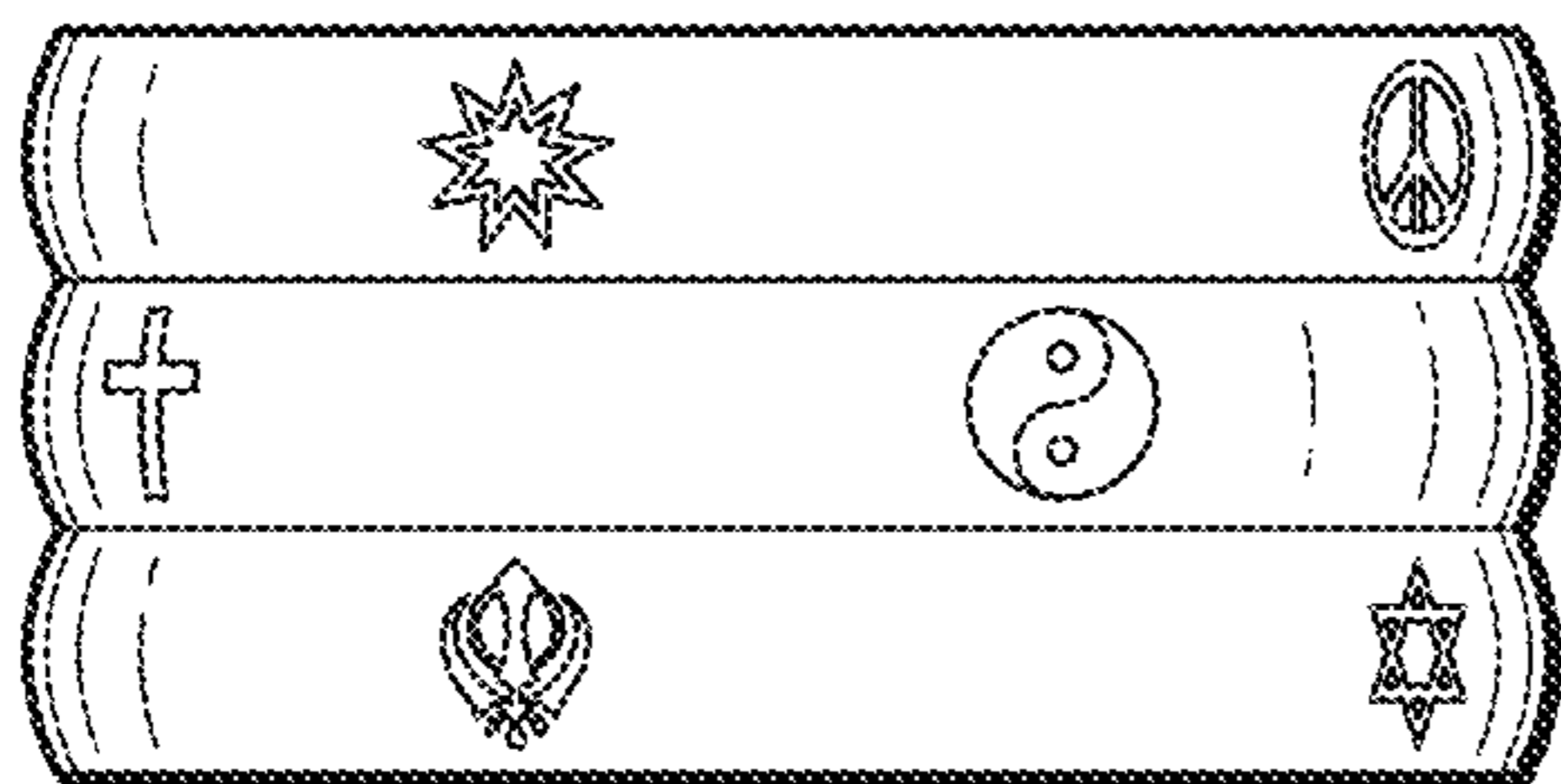


FIG. 3

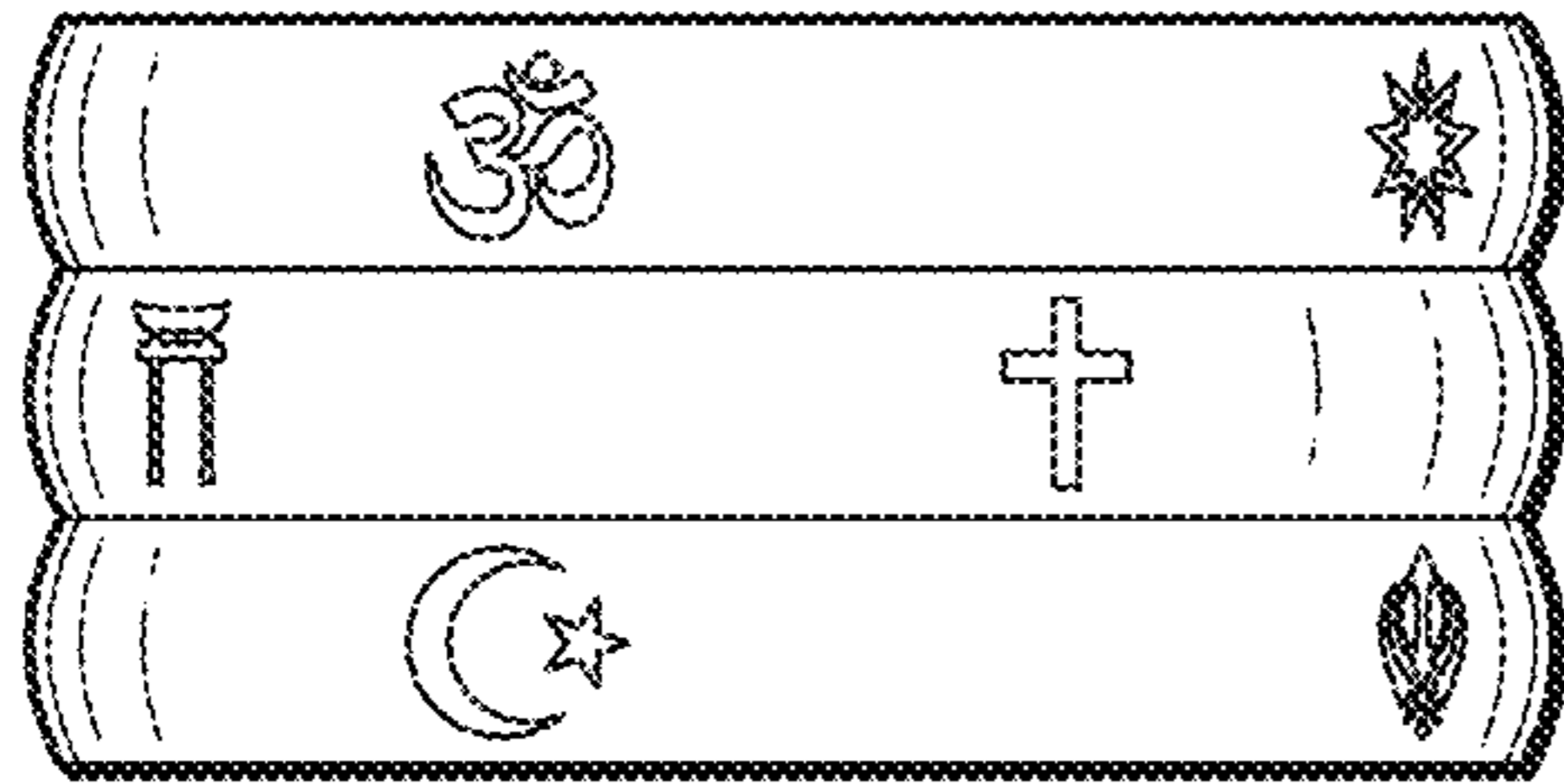


FIG. 4



FIG. 5




FIG. 6