



US00D681496S

(12) **United States Design Patent**
Goerges

(10) **Patent No.:** **US D681,496 S**

(45) **Date of Patent:** **** May 7, 2013**

(54) **JEWELRY FOR USE AS A RING, BRACELET OR NECKLACE**

(71) Applicant: **Erin Kolajack Goerges**, Houston, TX (US)

(72) Inventor: **Erin Kolajack Goerges**, Houston, TX (US)

(**) Term: **14 Years**

(21) Appl. No.: **29/435,853**

(22) Filed: **Oct. 29, 2012**

(51) **LOC (9) Cl.** **11-01**

(52) **U.S. Cl.**
USPC **D11/3; D11/26**

(58) **Field of Classification Search** D11/1-39;
63/15, 15.1-15.4, 15.45, 15.5, 15.6, 15.65,
63/15.7

See application file for complete search history.

(56) **References Cited**

U.S. PATENT DOCUMENTS

D112,303 S *	11/1938	Huddle	D2/633
D303,639 S *	9/1989	Wagner	D11/4
D432,937 S *	10/2000	Blacoe	D11/26
D443,547 S *	6/2001	Kremer	D11/6
D473,155 S *	4/2003	Bonnet	D11/26
D474,991 S *	5/2003	O'Connell	D11/30
D508,078 S *	8/2005	Caramico	D19/40
D521,878 S *	5/2006	Sivriere	D10/26

D523,771 S *	6/2006	Kwan	D11/30
D532,331 S *	11/2006	Jang et al.	D11/26
D532,713 S *	11/2006	Jang	D11/26
D533,476 S *	12/2006	Jang	D11/26
D535,208 S *	1/2007	Jang et al.	D11/26
D543,127 S *	5/2007	Daas	D11/16

* cited by examiner

Primary Examiner — Jennifer Rivard

Assistant Examiner — Melanie Pellegrini

(74) *Attorney, Agent, or Firm* — Karen Bryant Tripp

(57) **CLAIM**

The ornamental design for a jewelry for use as a ring, bracelet or necklace, as shown and described.

DESCRIPTION

FIG. 1 is a perspective view of a jewelry for use as a ring, bracelet or necklace showing our new design.

FIG. 2 is an elevational side view of the jewelry for use as a ring, bracelet or necklace of FIG. 1.

FIG. 3 is an elevational side view of the opposing side of the jewelry for use as a ring, bracelet or necklace of FIGS. 1 and 2.

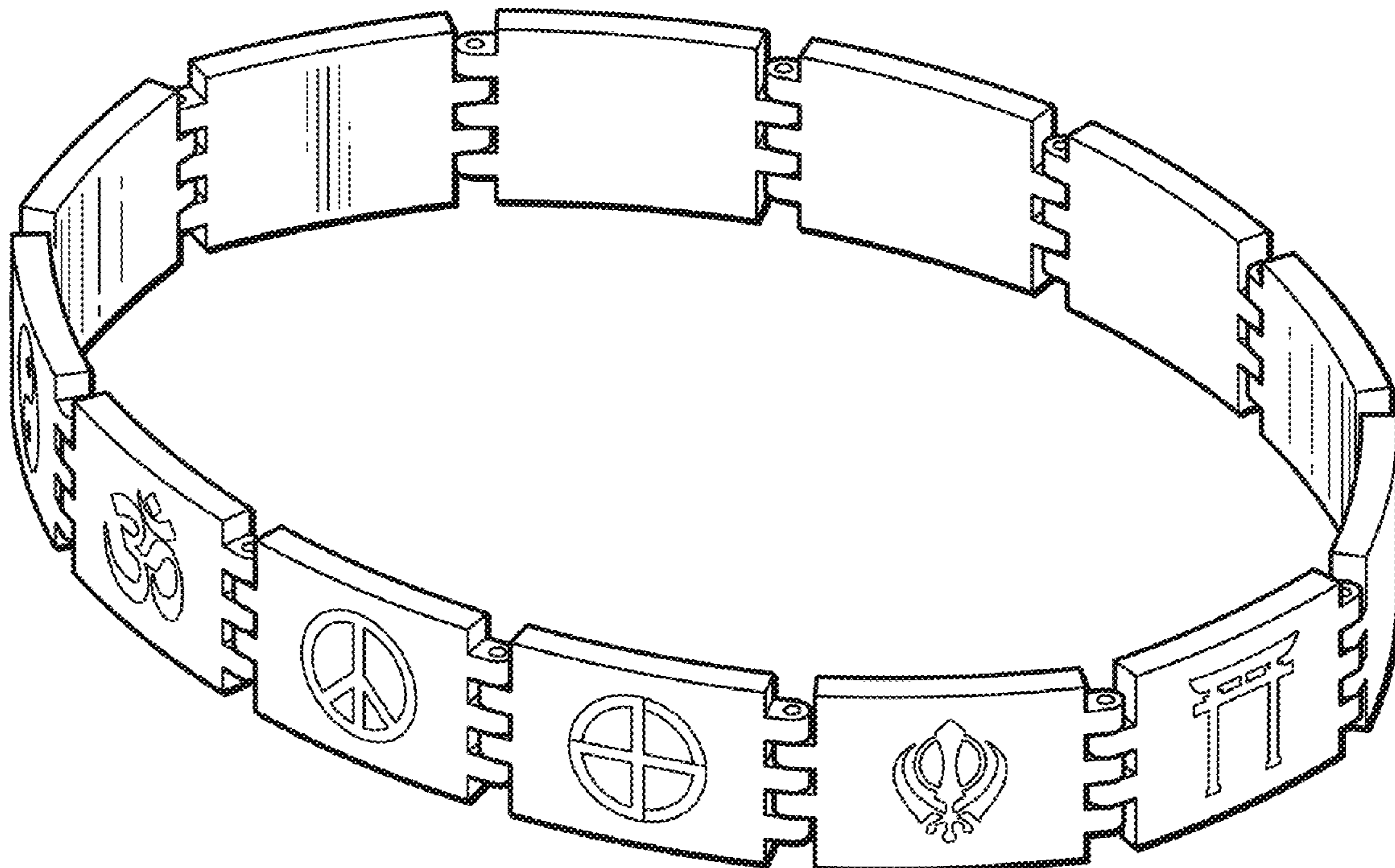
FIG. 4 is another elevational side view of the jewelry for use as a ring, bracelet or necklace of FIG. 1.

FIG. 5 is another elevational side view of the jewelry for use as a ring, bracelet or necklace of FIG. 1.

FIG. 6 is a top or plan view of the jewelry for use as a ring, bracelet or necklace of FIG. 1; and,

FIG. 7 is a bottom view of the jewelry for use as a ring, bracelet or necklace of FIG. 1.

1 Claim, 3 Drawing Sheets






FIG. 1



FIG. 2

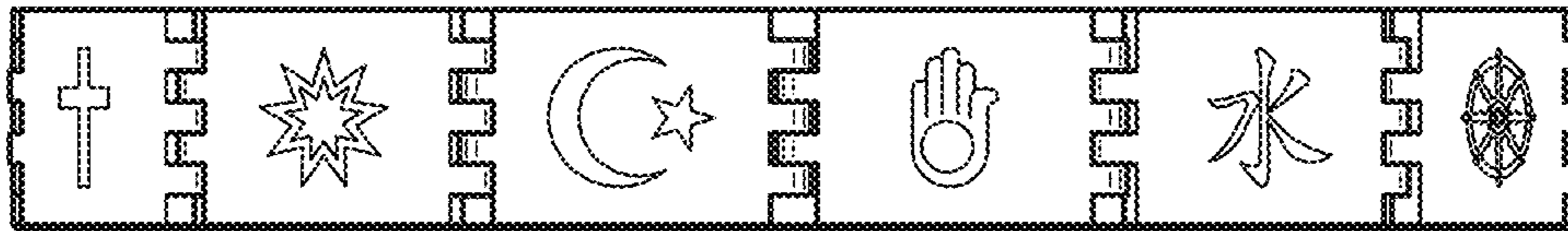


FIG. 3

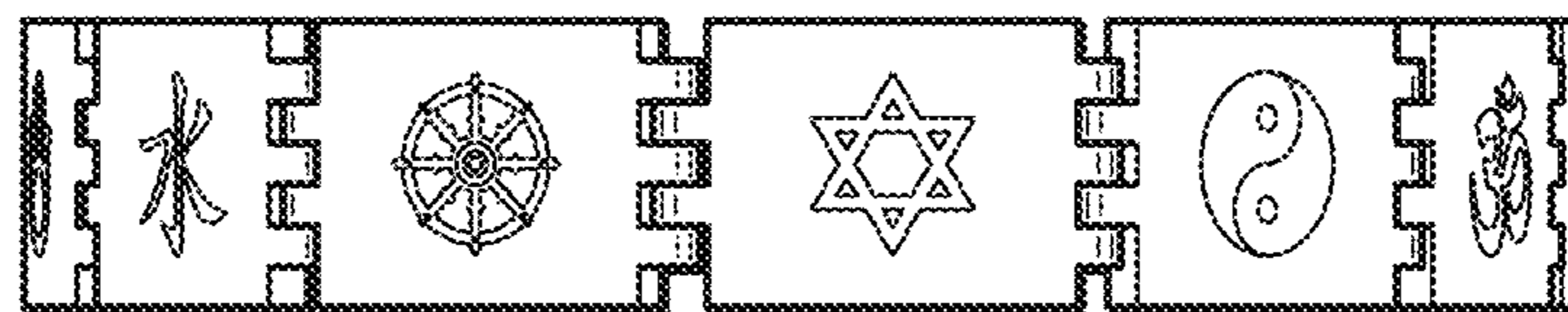


FIG. 4

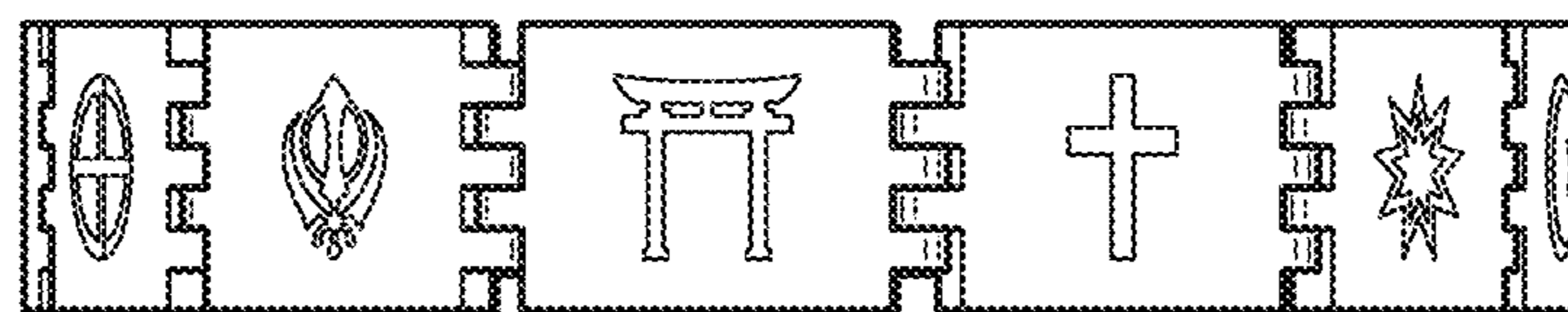


FIG. 5

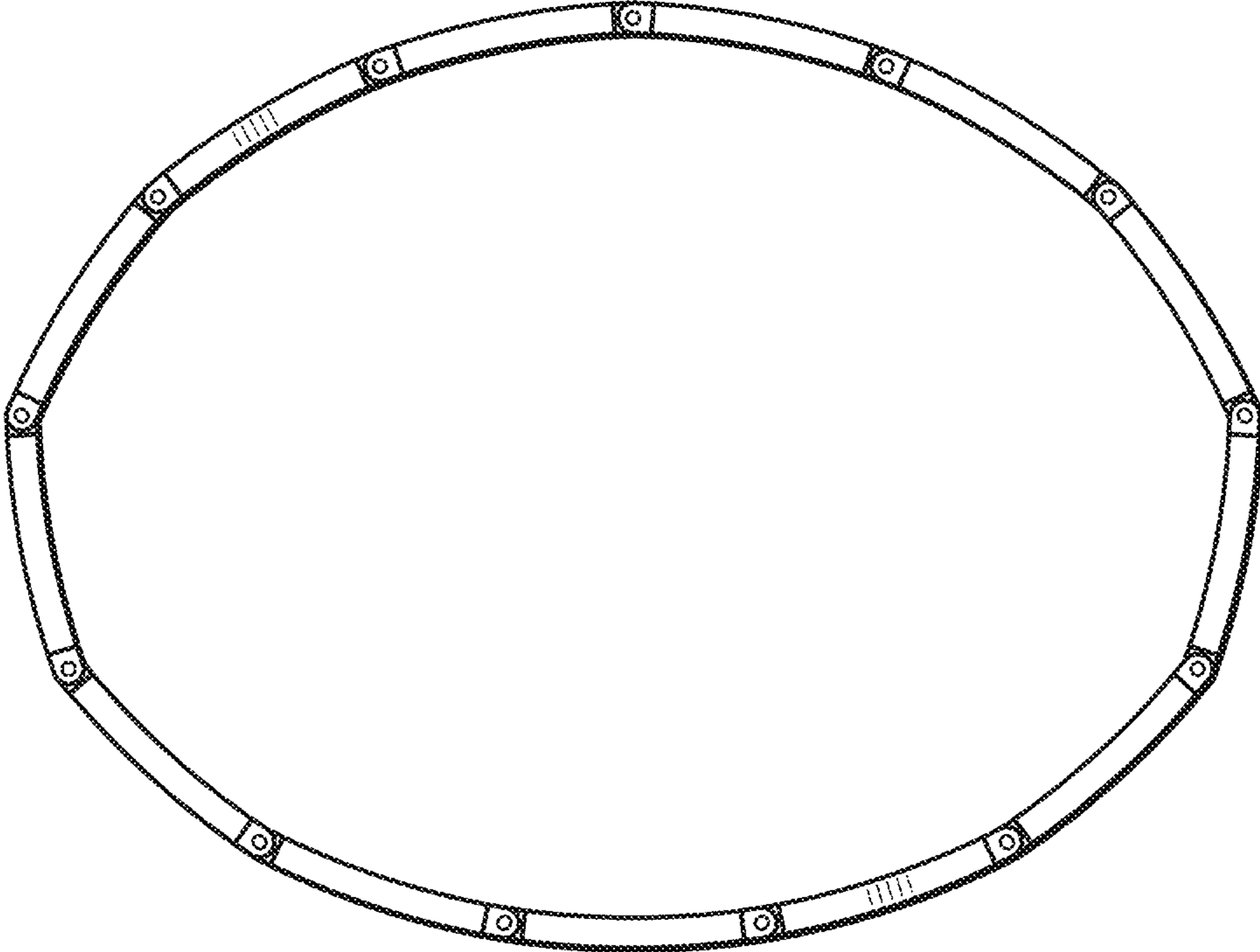


FIG. 6

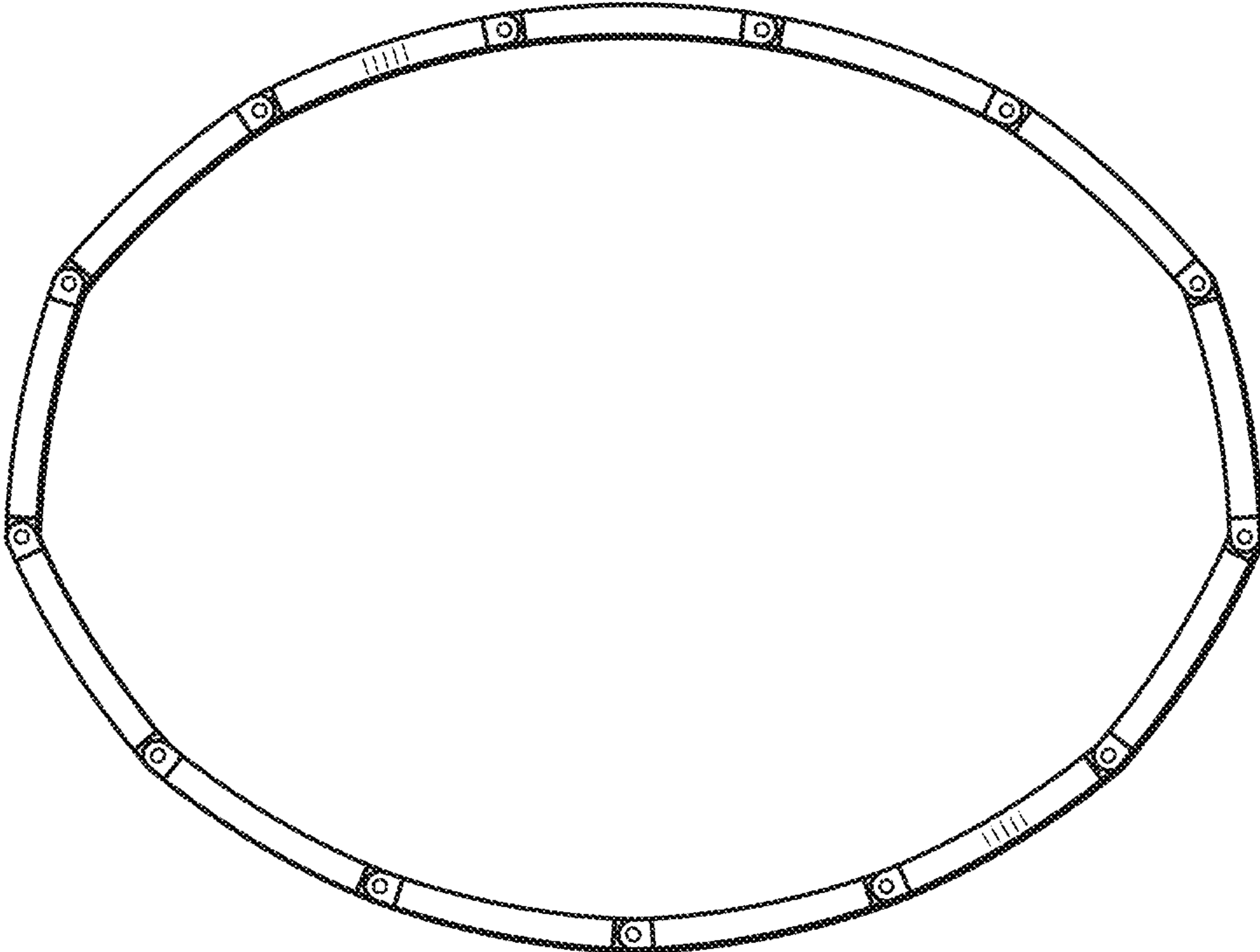


FIG. 7