



US00D681491S

(12) **United States Design Patent**  
**Stansbury et al.**

(10) **Patent No.:** **US D681,491 S**

(45) **Date of Patent:** **\*\* May 7, 2013**

(54) **DUAL HEAD DIGITAL GAUGE**

(75) Inventors: **Ethan T. Stansbury**, Tustin, CA (US);  
**Brandt A. Haener**, Los Osos, CA (US)

(73) Assignee: **Illinois Tool Works Inc.**, Glenview, IL  
(US)

(\*\*) Term: **14 Years**

(21) Appl. No.: **29/405,252**

(22) Filed: **Oct. 31, 2011**

(51) **LOC (9) Cl.** ..... **10-04**

(52) **U.S. Cl.**

USPC ..... **D10/102; D10/85**

(58) **Field of Classification Search** ..... D10/83-85,  
D10/96-103; 116/284-305, 309, 310, 334,  
116/335, DIG. 36, 62.1-62.3; 362/23-30,  
362/362; 137/492.5, 116.5, 505.11, 505.14,  
137/565.18; 73/431, 705, 715-722; 200/83,  
200/83 B, 83 C, 83 L; 324/110-116, 119;  
340/626, 688; 250/231.11

See application file for complete search history.

(56) **References Cited**

U.S. PATENT DOCUMENTS

D592,085 S \* 5/2009 Ohtani et al. .... D10/102

OTHER PUBLICATIONS

Co-pending U.S. Appl. No. 29/405,249, filed Oct. 31, 2011; inventors  
Ethan Stansbury et al.; title Digital Gauge With Hose.

Co-pending U.S. Appl. No. 29/405,193, filed Oct. 31, 2011; inventors  
Brandt A. Haener et al.; title Gauge Face.

\* cited by examiner

*Primary Examiner* — Antoine D Davis

(74) *Attorney, Agent, or Firm* — Pauley Petersen & Erickson

(57) **CLAIM**

The ornamental design for a dual head digital gauge, as shown  
and described.

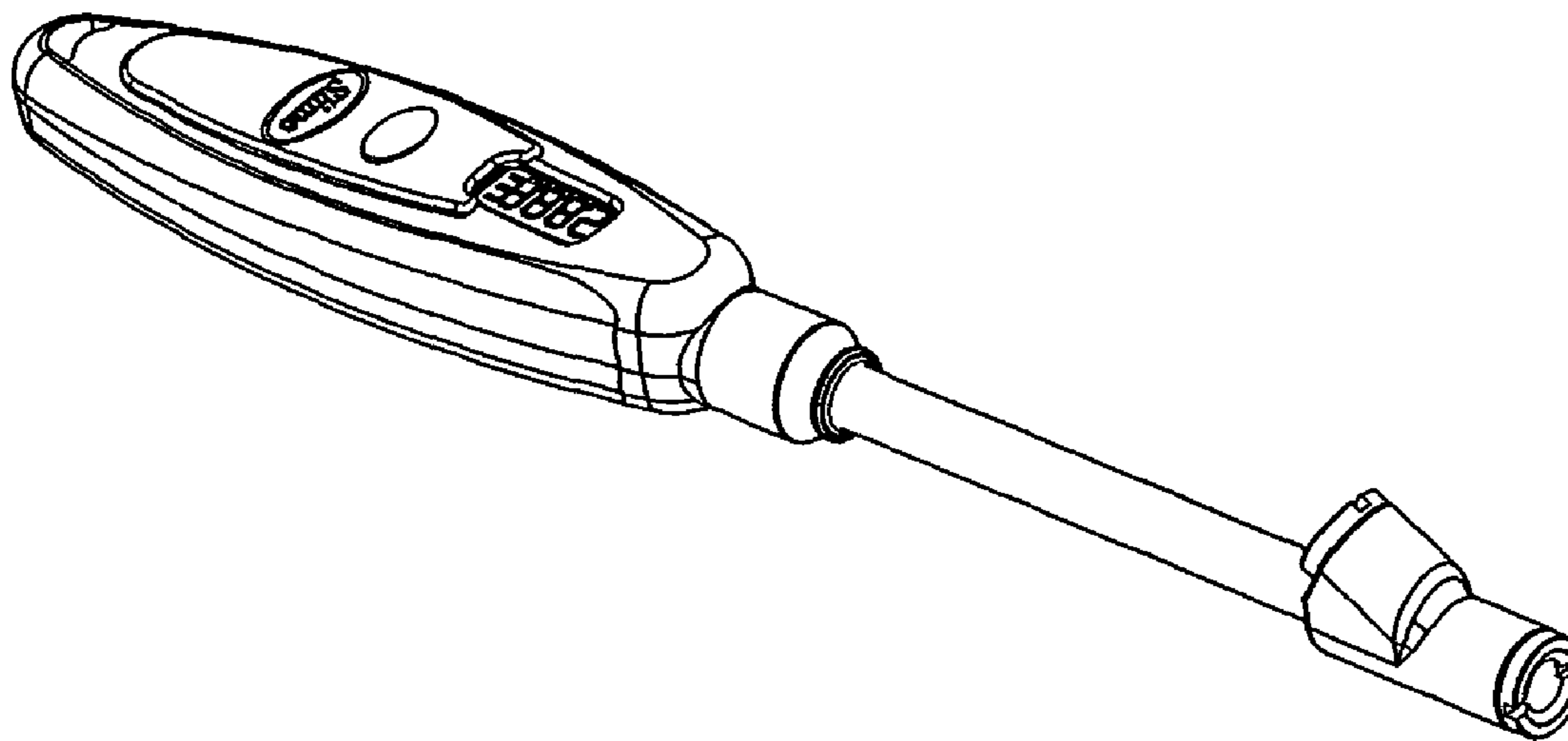
**DESCRIPTION**

FIG. 1 is a side perspective view of a dual head digital gauge.  
FIG. 2 is a left side view of the digital gauge shown in FIG. 1.  
FIG. 3 is a right side view of the digital gauge shown in FIG.  
1.

FIG. 4 is a rear view of the digital gauge shown in FIG. 1.

FIG. 5 is a top view of the digital gauge shown in FIG. 1; and,  
FIG. 6 is a bottom view of the digital gauge shown in FIG. 1.

**1 Claim, 2 Drawing Sheets**



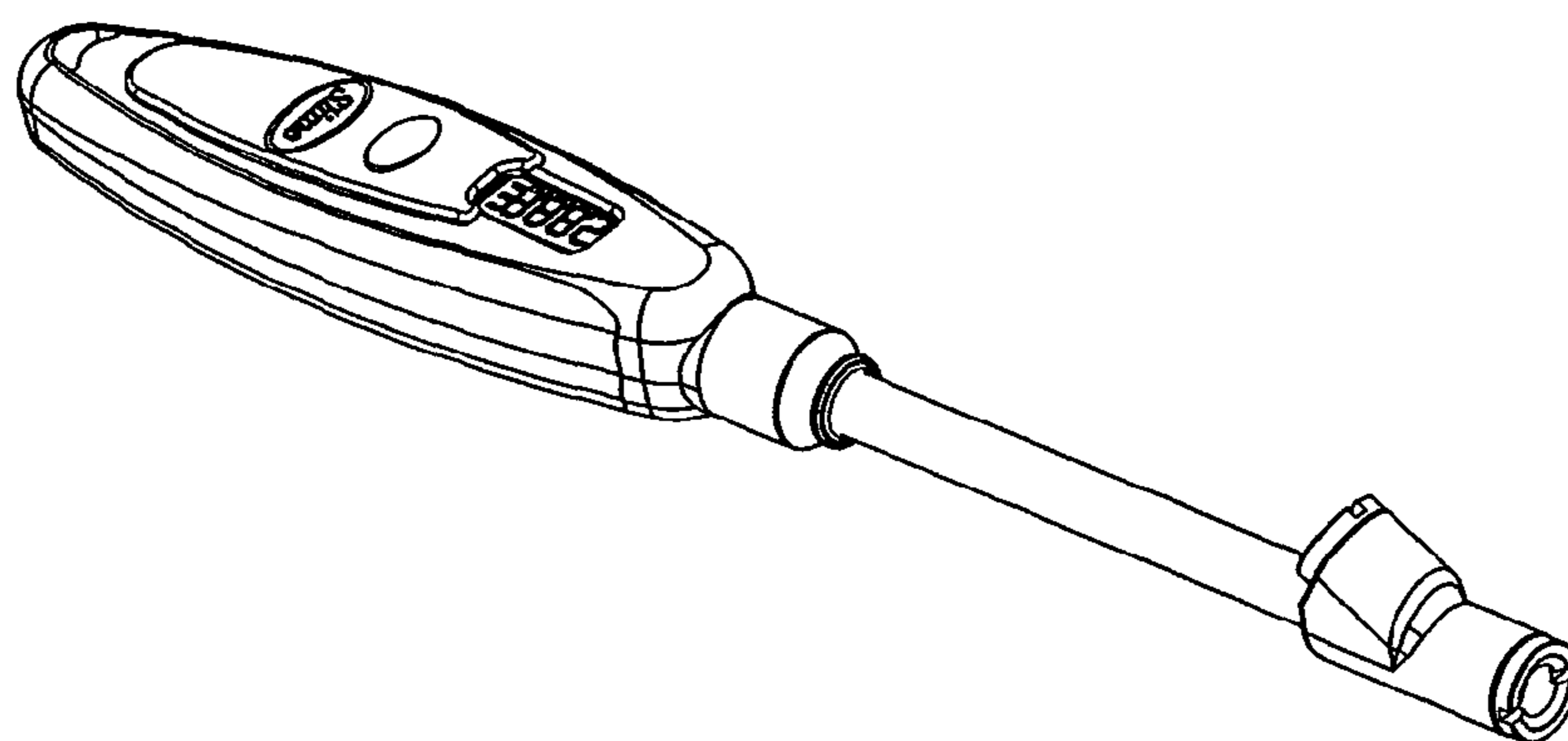


FIG. 1

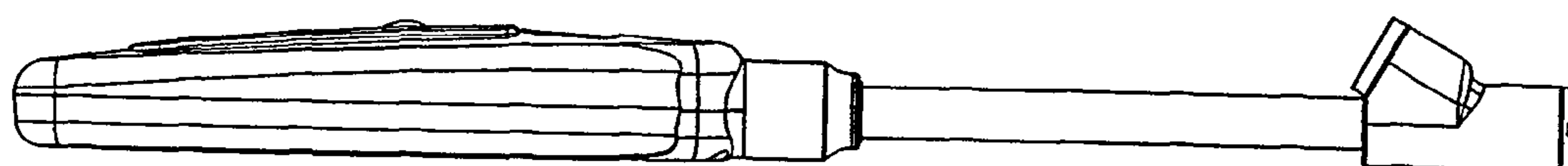


FIG. 2

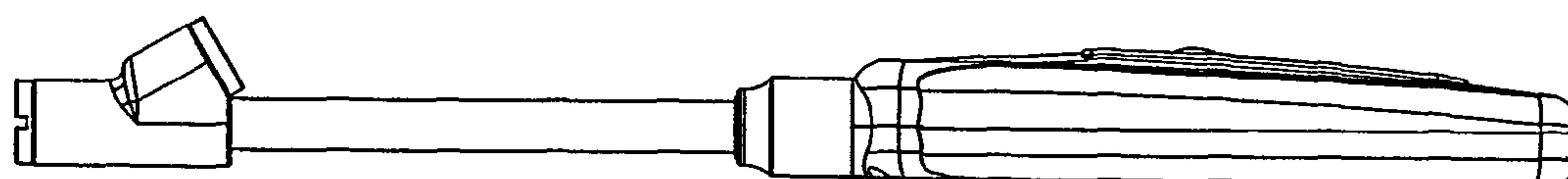


FIG. 3

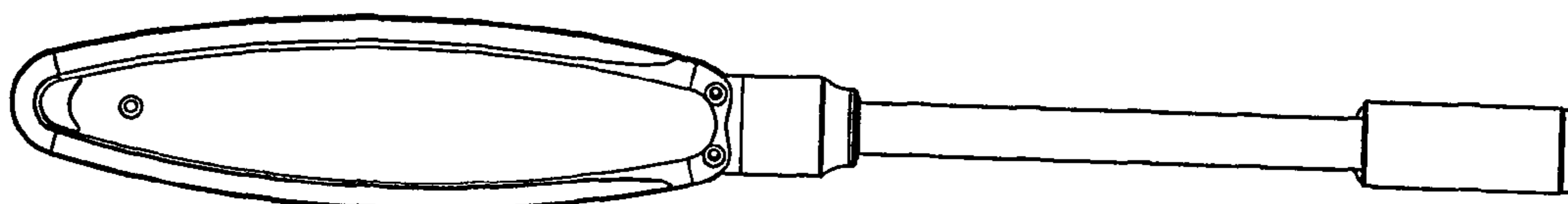


FIG. 4

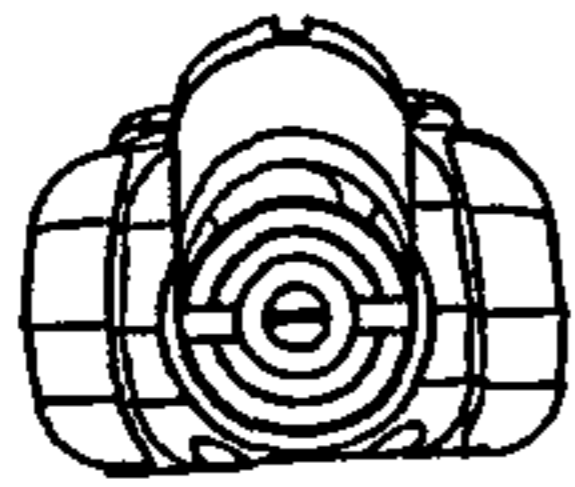


FIG. 5

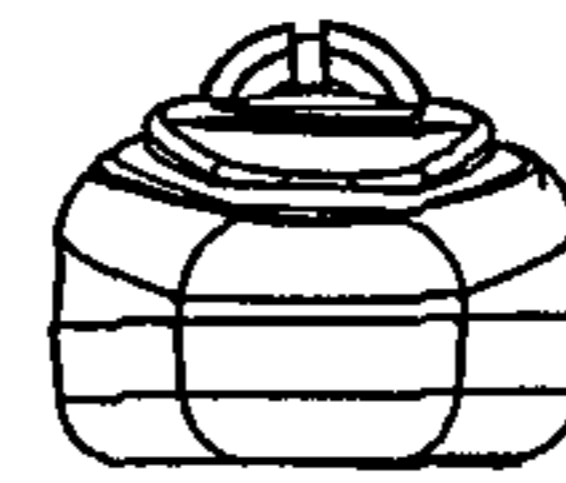


FIG. 6