



US00D681488S

(12) **United States Design Patent**
Shiloh et al.

(10) **Patent No.:** **US D681,488 S**
(45) **Date of Patent:** **** May 7, 2013**

- (54) **WEIGHING SCALE DISPLAY**
- (75) Inventors: **Eitan Shiloh**, Tel-Aviv (IL); **Offer Shalev**, Misgav (IL)
- (73) Assignee: **Shekel Scales Co. (2008) Ltd.**, Kibbutz Beit-Keshet (IL)
- (**) Term: **14 Years**
- (21) Appl. No.: **29/403,340**
- (22) Filed: **Oct. 5, 2011**
- (51) **LOC (9) Cl.** **10-04**
- (52) **U.S. Cl.**
USPC **D10/94; D10/103**
- (58) **Field of Classification Search** D10/88-91,
D10/94, 103; 177/25.13-25.18, 177-182,
177/211-214, 210 R, 210 C, 210 GM, 210 FP,
177/210 PP, 210 EM, 148, 236-245, DIG. 3
See application file for complete search history.

(56) **References Cited**

U.S. PATENT DOCUMENTS

- D350,075 S * 8/1994 Reeder D10/94
- D431,482 S * 10/2000 Marmier D10/94
- D547,220 S * 7/2007 Bechtel et al. D10/93
- D645,368 S * 9/2011 Shiloh et al. D10/93

OTHER PUBLICATIONS

Rice Lake Healthometer copyright 2009, downloaded Oct. 2010, publication date unknown.

Healthometer Professional Product Catalog 2009, Downloaded Oct. 2010, publication date unknown.
Soehnle Highlights 2009/2010 Vorsprung Durch Innovation, Downloaded Oct. 2010, publication date unknown.

* cited by examiner

Primary Examiner — Antoine D Davis

(57) **CLAIM**

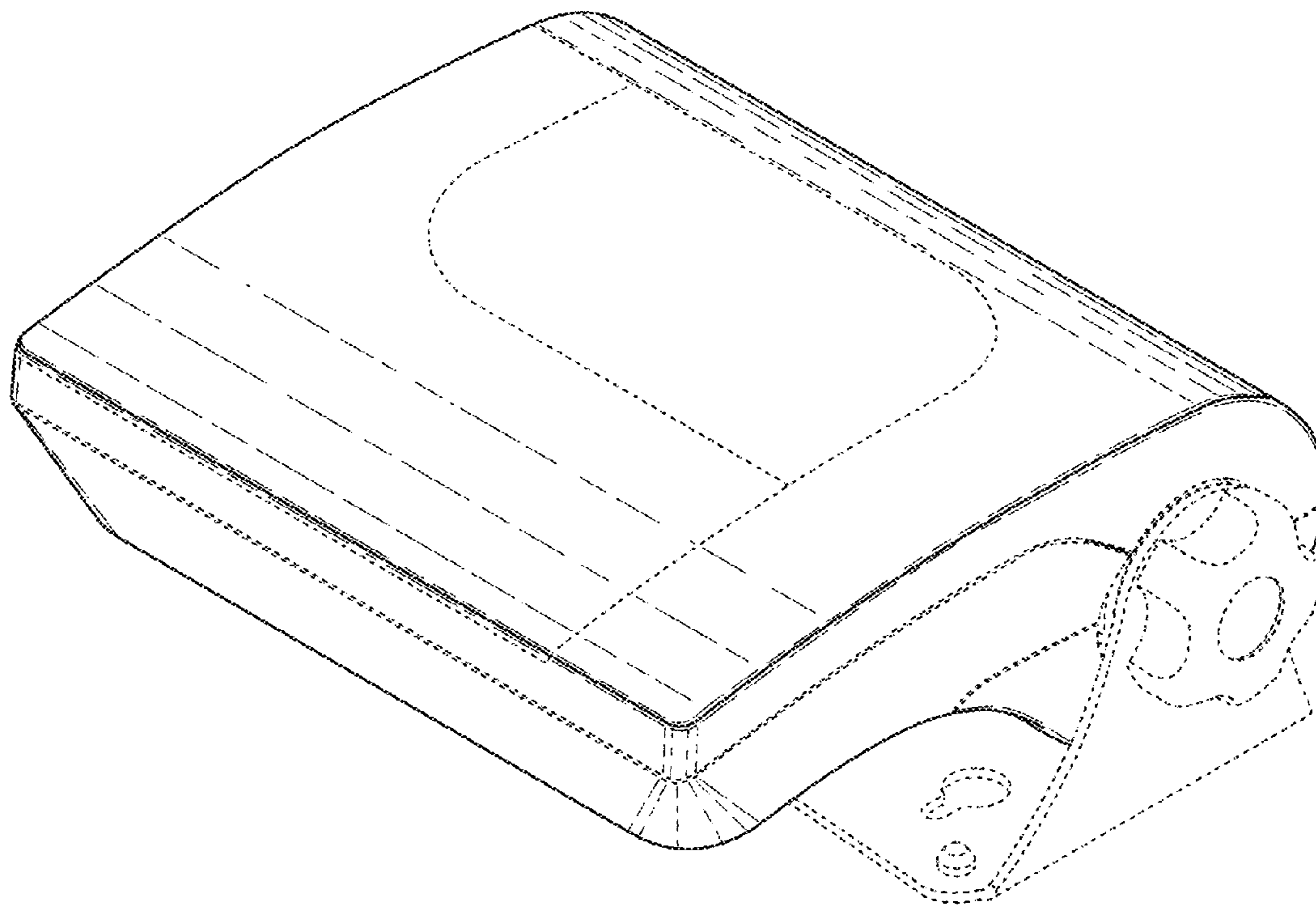
The ornamental design for a weighing scale display, as shown and described.

DESCRIPTION

FIG. 1 is a top view of a weighing scale display according to our new design;
 FIG. 2 is a bottom view of the weighing scale display shown in FIG. 1;
 FIG. 3 is a front view of the weighing scale display shown in FIG. 1;
 FIG. 4 is a back view of the weighing scale display shown in FIG. 1;
 FIG. 5 is a left side view of the weighing scale display shown in FIG. 1;
 FIG. 6 is a right side view of the weighing scale display shown in FIG. 1; and,
 FIG. 7 is a perspective view of the weighing scale display shown in FIG. 1.

The claimed design is shown in relatively bold lines. The broken lines are for the purpose of illustrating portions of the weighing scale display and form no part of the claimed design.

1 Claim, 5 Drawing Sheets






FIG. 1




FIG. 2

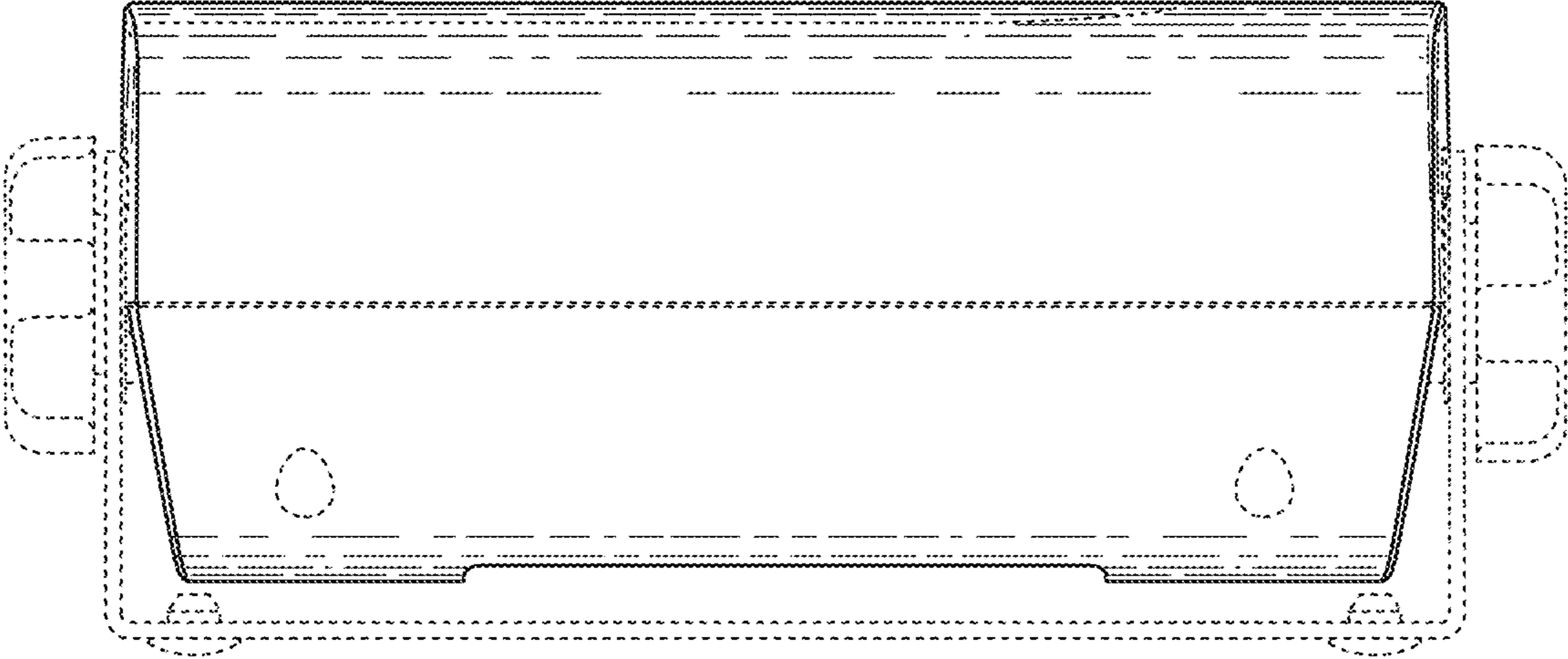


FIG. 3




FIG. 4

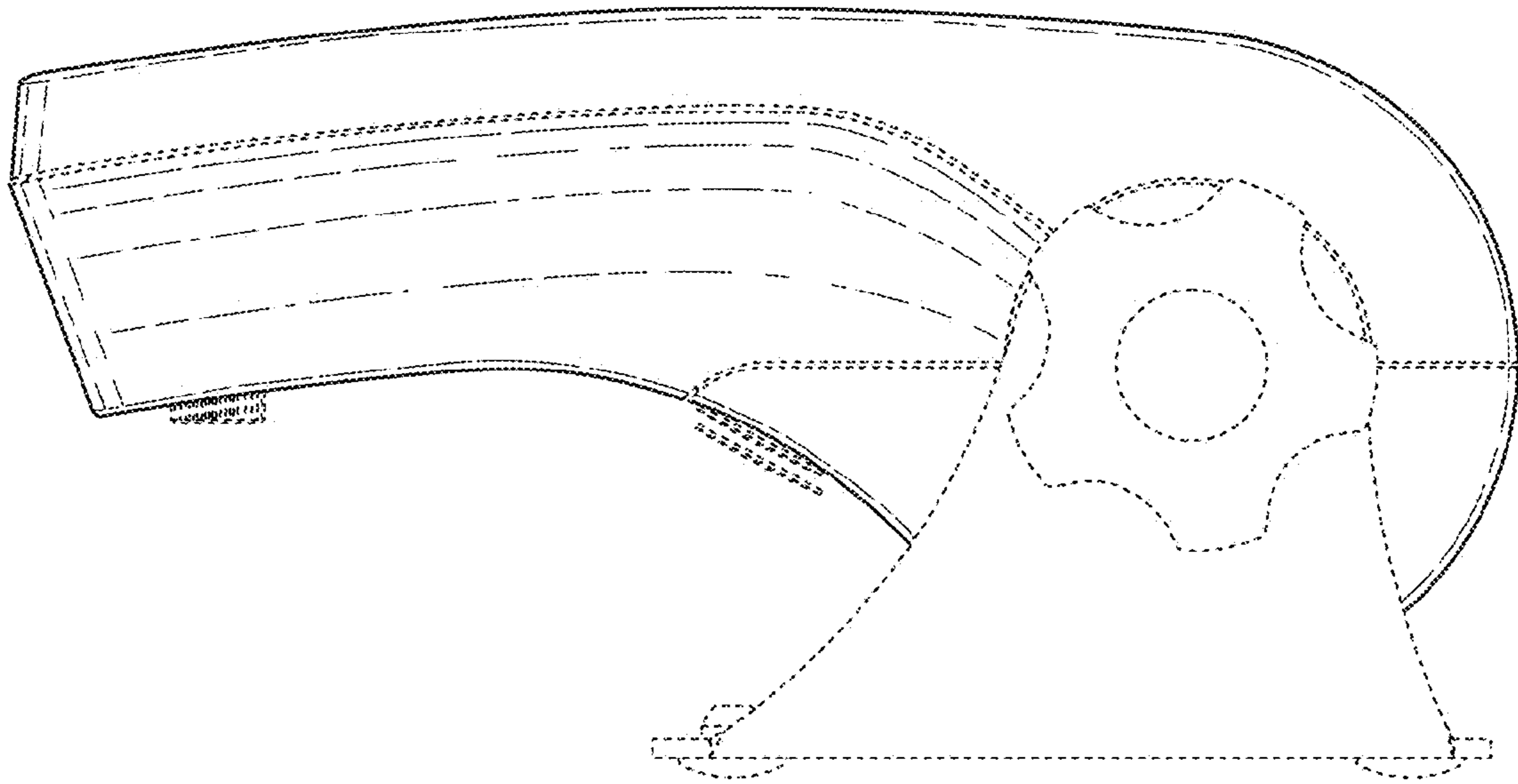


FIG. 5

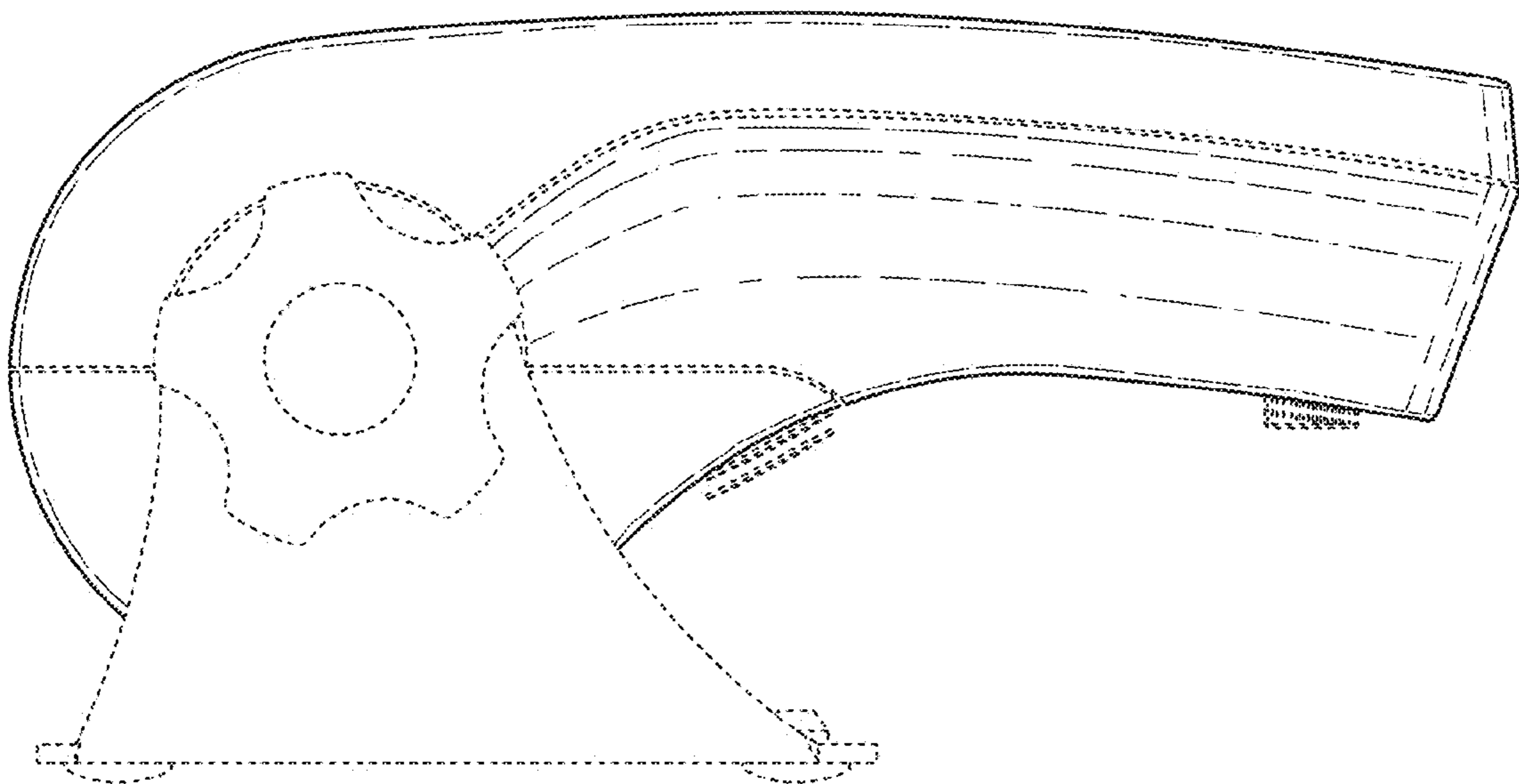


FIG. 6

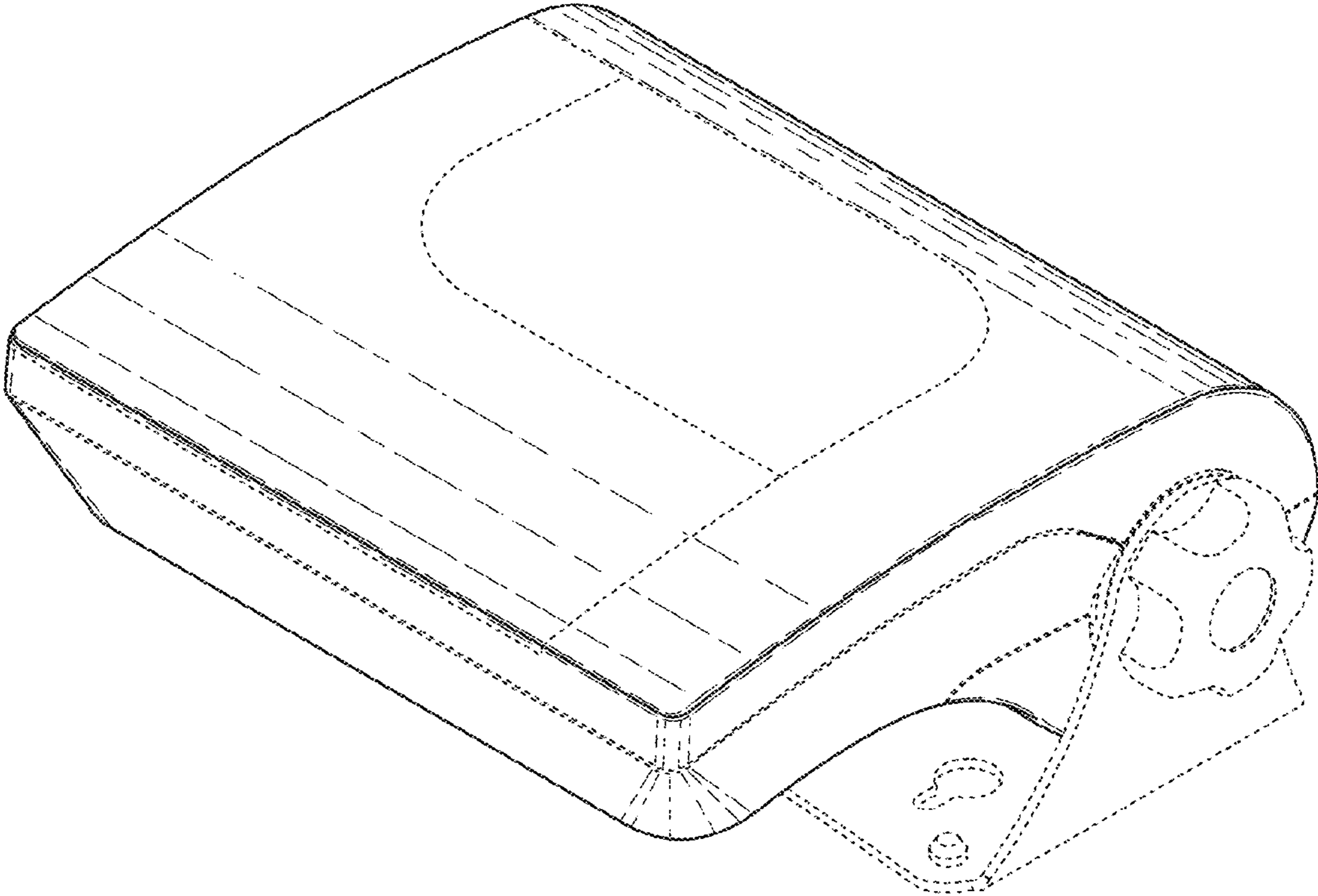


FIG. 7