



US00D681487S

(12) **United States Design Patent**
Lee et al.

(10) **Patent No.:** **US D681,487 S**

(45) **Date of Patent:** **** May 7, 2013**

(54) **PH PROBE ASSEMBLY**

(75) Inventors: **Eric Lee**, Sunnyvale, CA (US); **Lee Leonard**, Sunnyvale, CA (US)

(73) Assignee: **Senova Systems, Inc.**, Sunnyvale, CA (US)

(**) Term: **14 Years**

(21) Appl. No.: **29/415,289**

(22) Filed: **Mar. 9, 2012**

(51) **LOC (9) Cl.** **10-04**

(52) **U.S. Cl.**
USPC **D10/81**

(58) **Field of Classification Search** D10/81;
D24/216; 422/431, 63, 68.1–82.13, 99, 102,
422/104, 82.5; 600/551, 549, 345, 361, 366,
600/573, 587, 591; 436/514, 805, 808, 806,
436/809, 810, 164, 168, 169, 170; 204/400,
204/406–408, 416, 433; 435/810, 675, 970,
435/969, 287.2, 297.3, 288.3, 288.4, 288.5,
435/806

See application file for complete search history.

(56) **References Cited**

U.S. PATENT DOCUMENTS

D351,803	S	*	10/1994	Foley	D10/81
D360,840	S	*	8/1995	Brockway et al.	D10/81
D462,024	S	*	8/2002	Nardo et al.	D10/81
D568,775	S	*	5/2008	Kumauchi et al.	D10/81
D602,384	S	*	10/2009	Samborn et al.	D10/81
D608,670	S	*	1/2010	Samborn et al.	D10/81
8,308,652	B2	*	11/2012	Rieth	600/551

* cited by examiner

Primary Examiner — Antoine D Davis

(74) *Attorney, Agent, or Firm* — David R. Conklin; Kirton McConkie

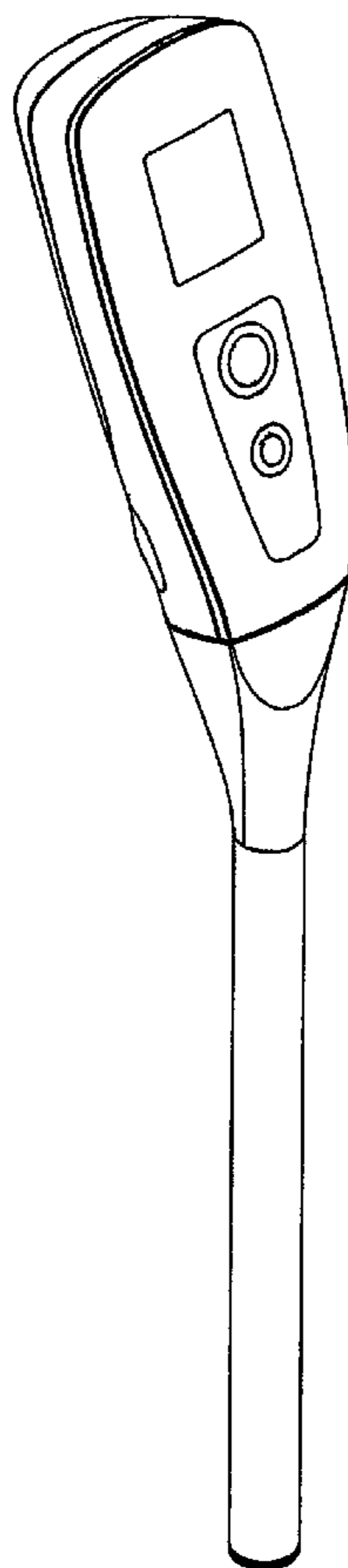
(57) **CLAIM**

The ornamental design for a pH probe assembly, as shown and described.

DESCRIPTION

FIG. 1 is a front view of the pH probe assembly.
FIG. 2 is a front, top and side view thereof.
FIG. 3 is a left side view thereof.
FIG. 4 is a rear side view thereof.
FIG. 5 is a rear, top and side view thereof.
FIG. 6 is a right view thereof.
FIG. 7 is a top view thereof; and,
FIG. 8 is a bottom view thereof.

1 Claim, 8 Drawing Sheets



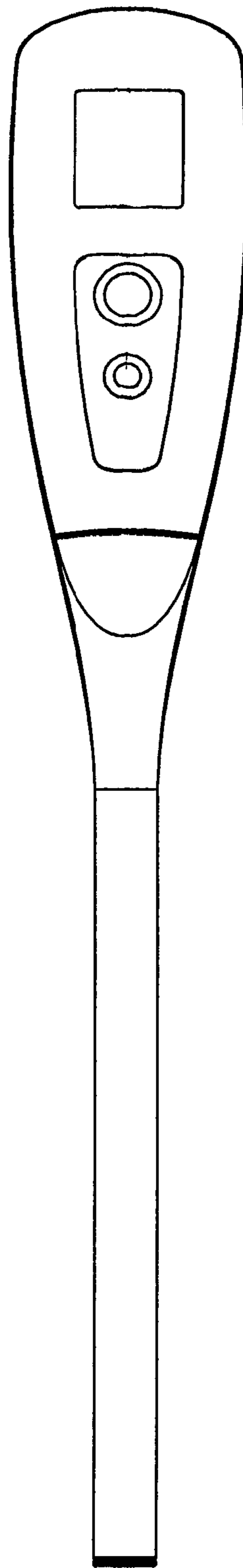


FIGURE 1

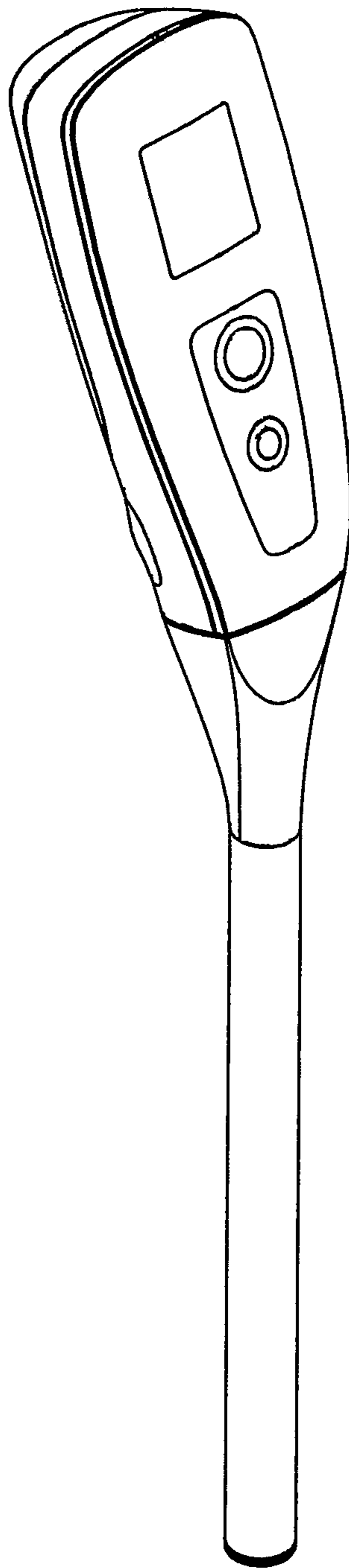


FIGURE 2

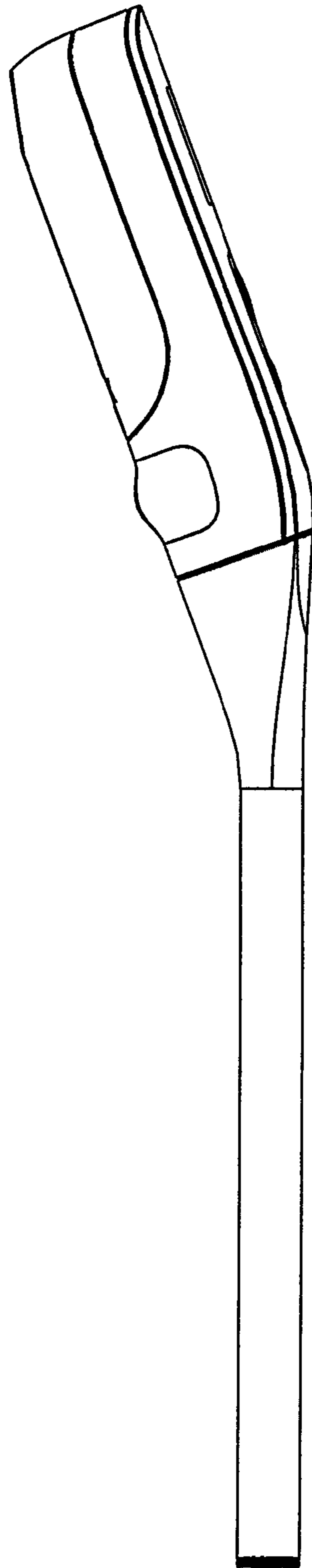


FIGURE 3

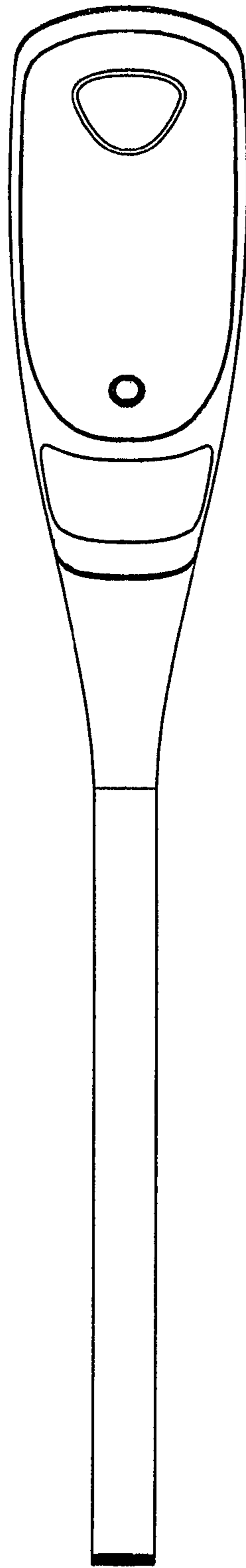


FIGURE 4

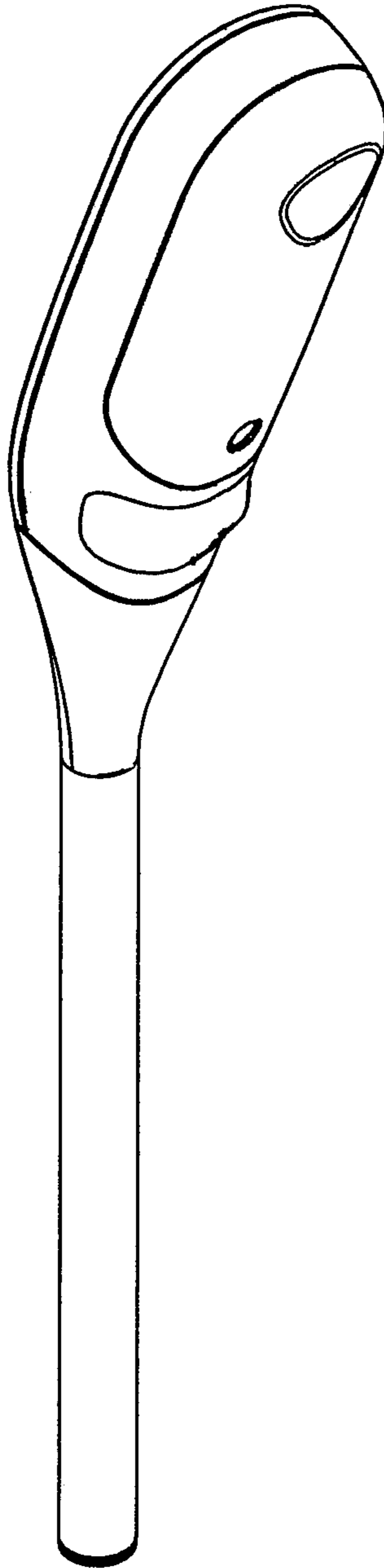


FIGURE 5

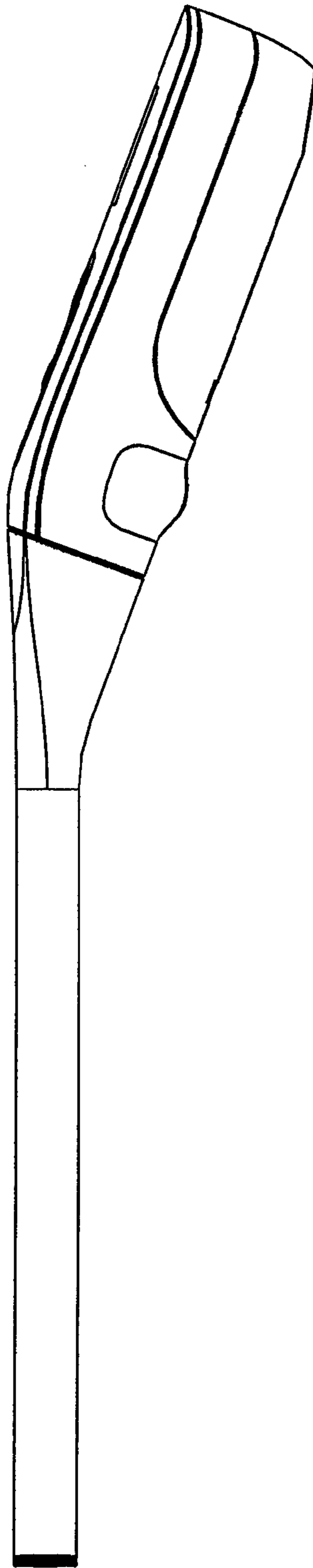


FIGURE 6

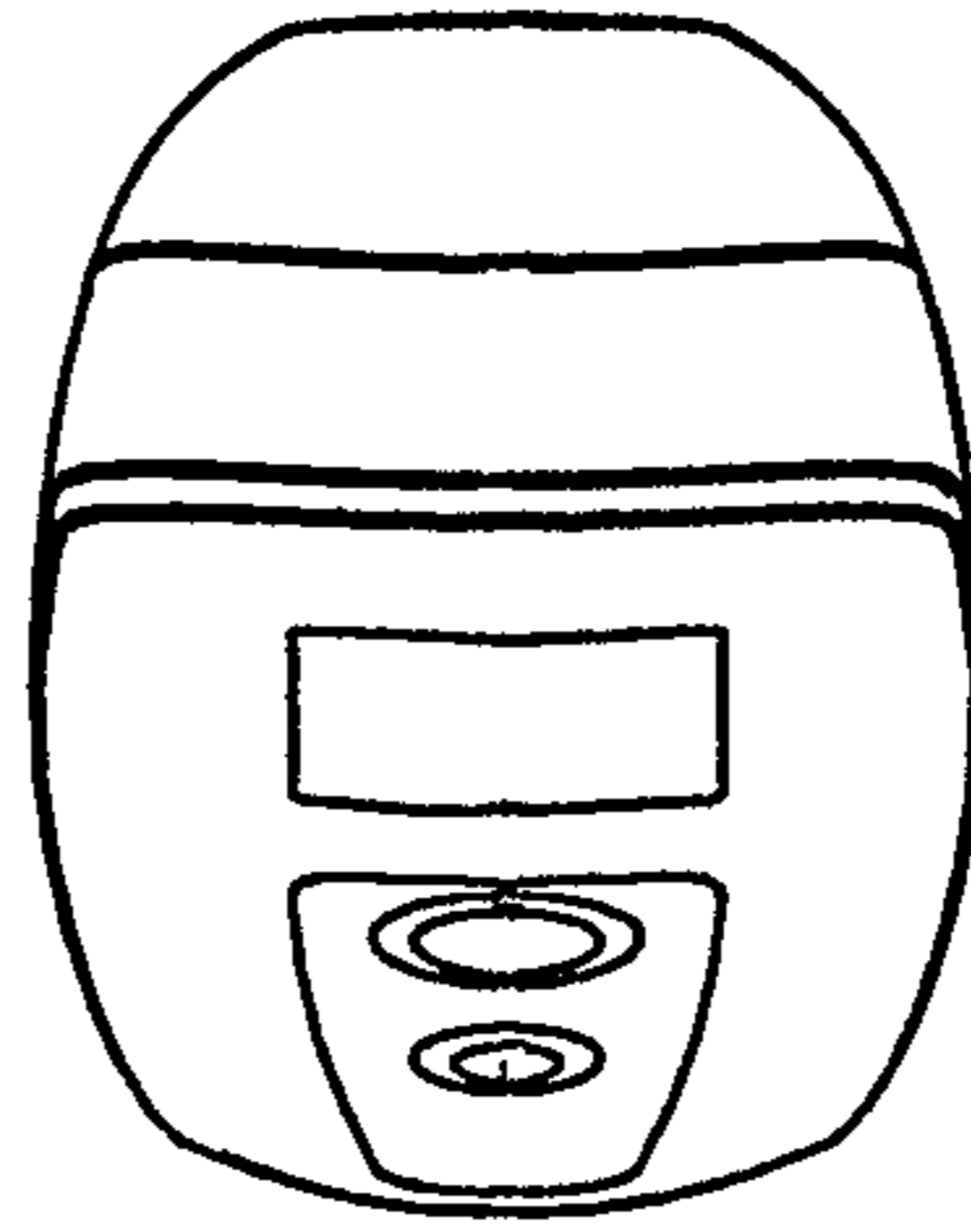


FIGURE 7

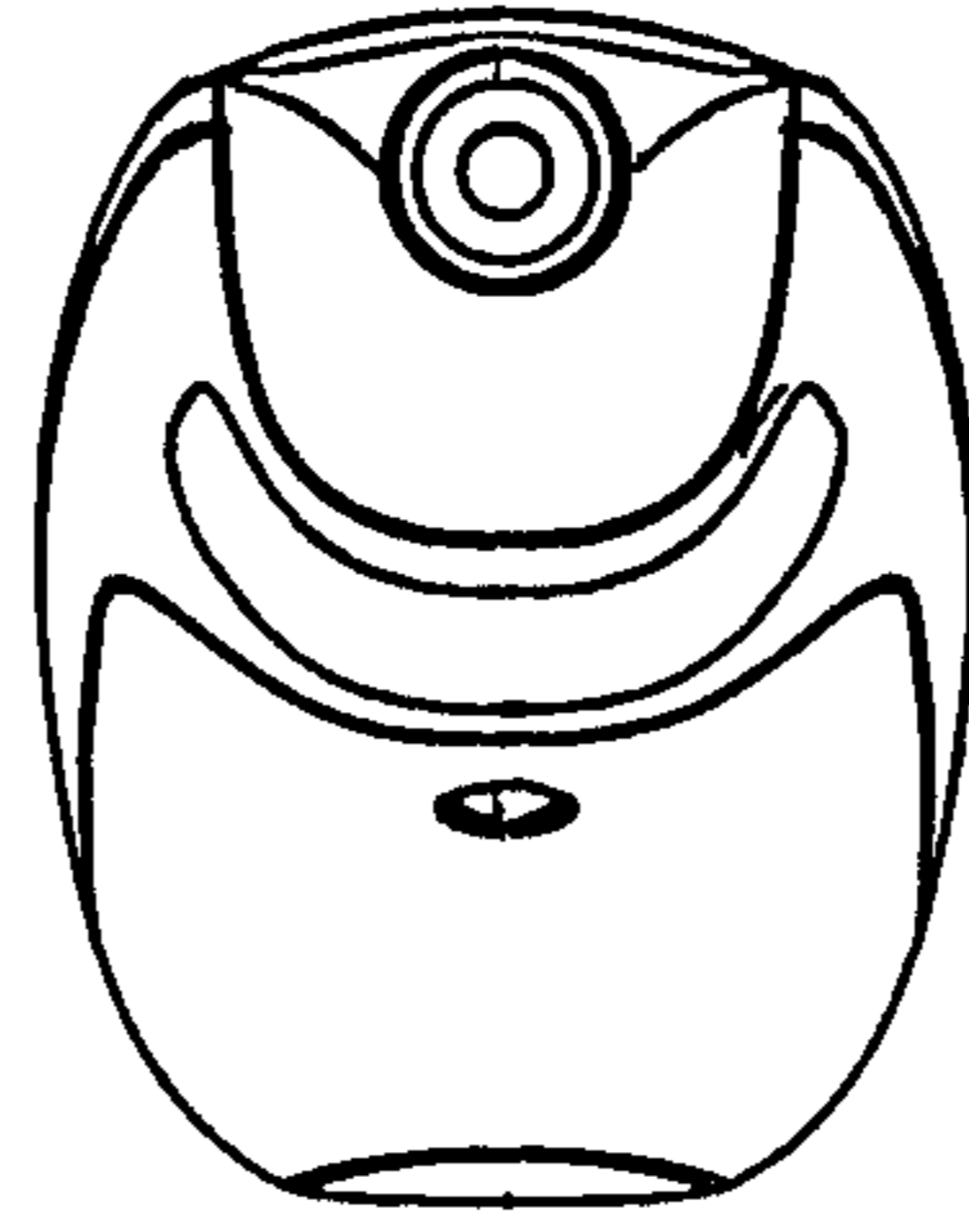


FIGURE 8