



US00D681423S

(12) **United States Design Patent**
Walker et al.

(10) **Patent No.:** **US D681,423 S**

(45) **Date of Patent:** **** May 7, 2013**

(54) **PAIR OF SHOWER ROD END CAPS**

(75) Inventors: **David L. Walker**, Chester, PA (US);
Kaveh Didehvar, Hockessin (DE)

(73) Assignee: **Zenith Products Corporation**, New
Castle, DE (US)

(**) Term: **14 Years**

(21) Appl. No.: **29/398,881**

(22) Filed: **Aug. 5, 2011**

(51) **LOC (9) Cl.** **08-05**

(52) **U.S. Cl.**
USPC **D8/376**

(58) **Field of Classification Search** D8/376,
D8/377; 16/38-39, 239, 87, 45
See application file for complete search history.

(56) **References Cited**

U.S. PATENT DOCUMENTS

D522,845 S *	6/2006	Suero	D8/376
D522,846 S *	6/2006	Suero, Jr.	D8/376
D522,847 S *	6/2006	Suero, Jr.	D8/376
D525,115 S *	7/2006	Harwanko	D8/376
D542,125 S	5/2007	Kaminski		

D543,839 S *	6/2007	Cooper et al.	D8/376
D586,647 S *	2/2009	Didehvar	D8/376
2008/0184479 A1	8/2008	Bathurst		

* cited by examiner

Primary Examiner — Holly Baynham

(74) *Attorney, Agent, or Firm* — Panitch Schwarze Belisario
& Nadel LLP

(57) **CLAIM**

The ornamental design for a pair of shower rod end caps, as shown and described.

DESCRIPTION

FIG. 1 is a top perspective view of a pair of shower rod end caps in accordance with a preferred embodiment of my design;

FIG. 2 is a top plan view thereof;

FIG. 3 is a bottom plan view thereof;

FIG. 4 is a front elevational view thereof;

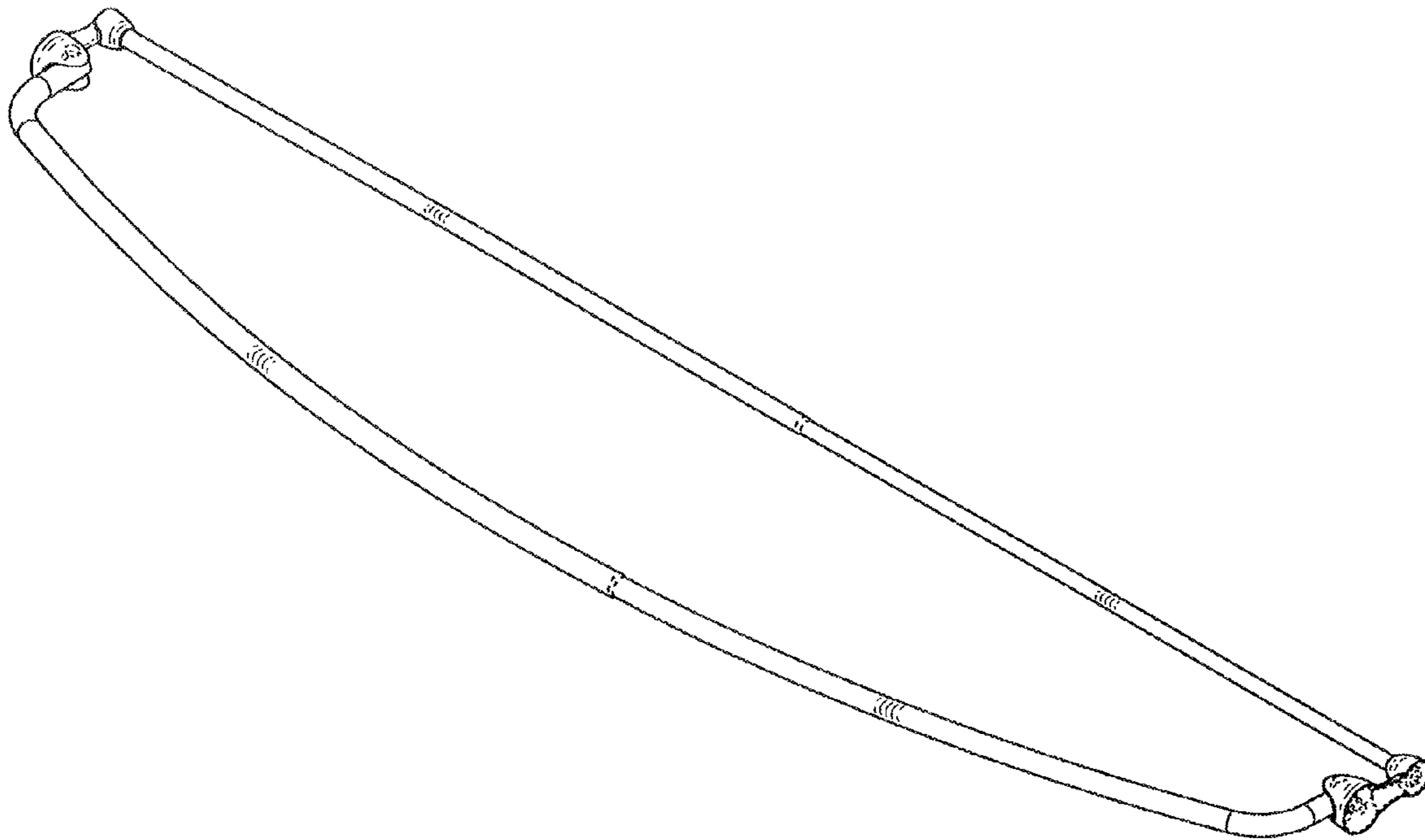
FIG. 5 is a rear elevational view thereof;

FIG. 6 is a left side elevational view thereof; and,

FIG. 7 is a right side elevational view thereof.

The broken line showing of a shower rod is included for the purpose of illustrating environmental structure and forms no part of the claimed design.

1 Claim, 3 Drawing Sheets



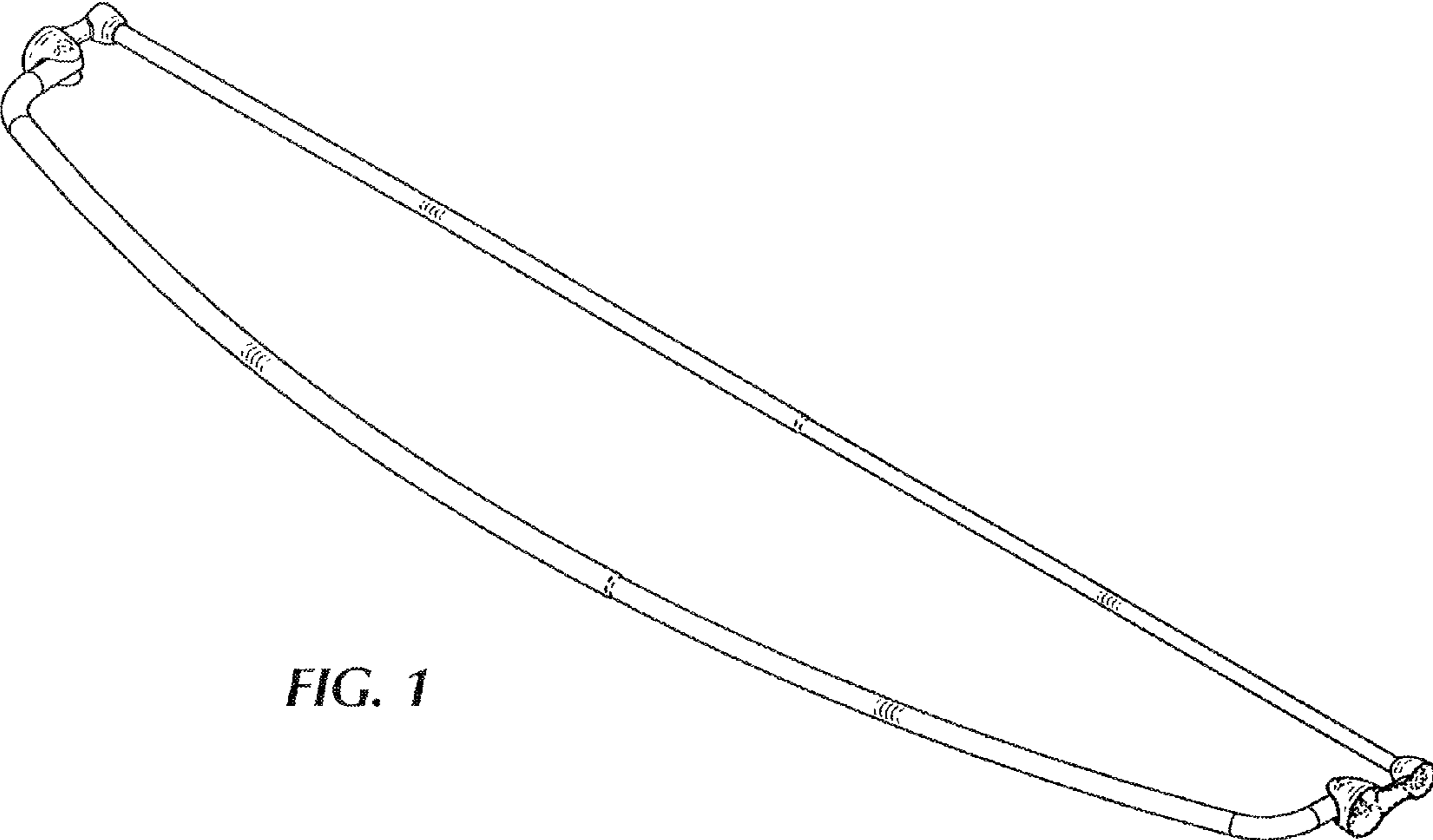


FIG. 1

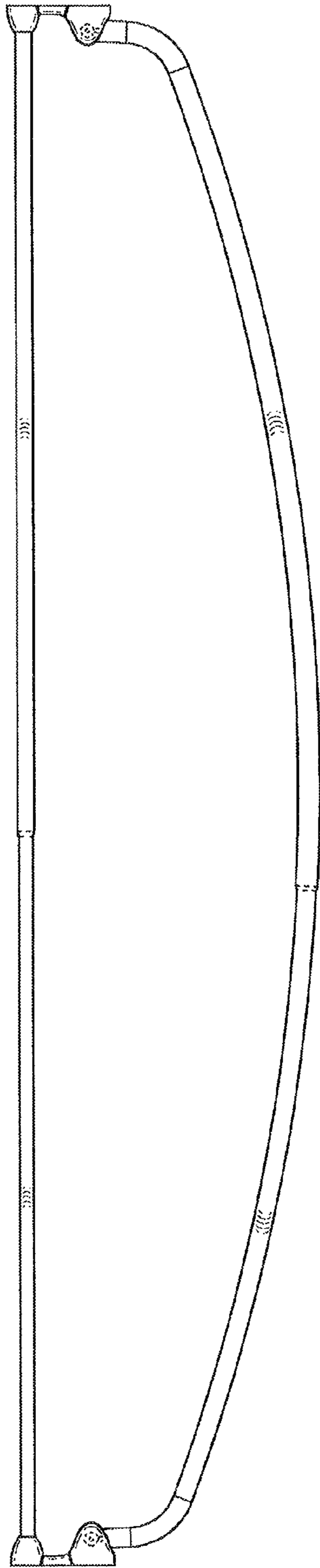


FIG. 2

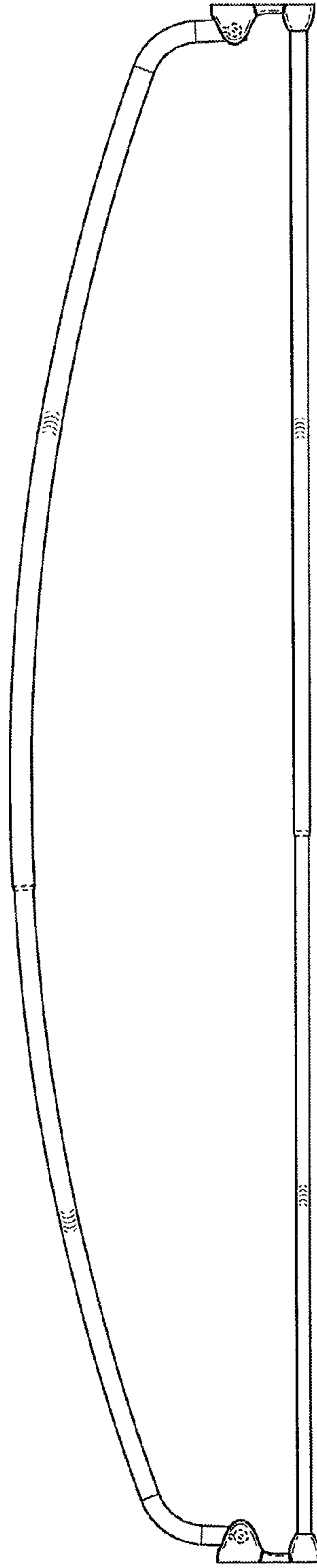


FIG. 3

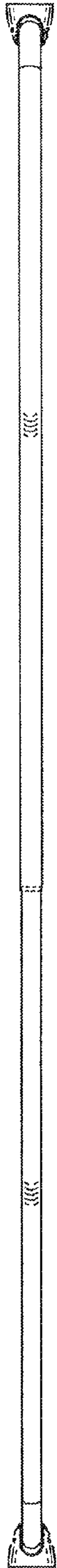


FIG. 4

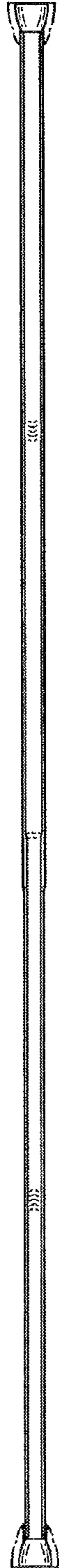


FIG. 5

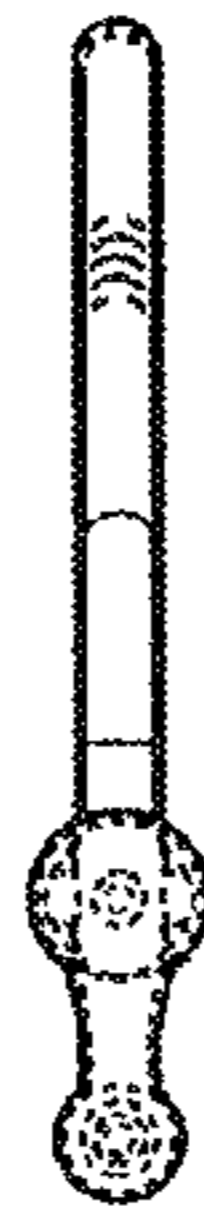


FIG. 6



FIG. 7