



US00D681420S

(12) **United States Design Patent**
Ileuov et al.

(10) **Patent No.:** **US D681,420 S**
(45) **Date of Patent:** **** May 7, 2013**

(54) **SUCTION CUP HOLDER FOR ELECTRONIC HANDHELD DEVICES**

D595,565 S * 7/2009 Robertson et al. D8/354
D599,192 S * 9/2009 Andren et al. D8/354
D610,506 S * 2/2010 Valerioti D12/179
D620,048 S * 7/2010 Lien D19/65

(76) Inventors: **Aziz Tokshalykovich Ileuov**, Almaty (KZ); **Bolat Erkinbekovich Akunov**, Almaty (KZ)

* cited by examiner

(**) Term: **14 Years**

Primary Examiner — Melody N Brown

(21) Appl. No.: **29/353,793**

(74) *Attorney, Agent, or Firm* — McGuireWoods LLP

(22) Filed: **Jan. 14, 2010**

(51) **LOC (9) Cl.** **08-05**

(52) **U.S. Cl.**

USPC **D8/354**

(58) **Field of Classification Search** D8/349, D8/354, 356, 366, 373, 374, 380, 382, 394, D8/310; D14/412, 415; D34/28, 35; 248/309.1, 248/310, 314, 346.01–346.03, 357, 201, 248/279, 286.1, 206.1–206.6; D6/323, 512, D6/521; D19/65, 90

See application file for complete search history.

(56) **References Cited**

U.S. PATENT DOCUMENTS

D361,671 S * 8/1995 Sharpe D6/323
D423,329 S * 4/2000 Adams D8/354
D450,092 S * 11/2001 Guillot D19/90
D450,702 S * 11/2001 Sagawa et al. D14/412
D454,569 S * 3/2002 Osborn et al. D14/412
D462,685 S * 9/2002 Yamamoto et al. D14/415
D578,868 S * 10/2008 Ramakers et al. D8/354
D590,696 S * 4/2009 Carnevali D8/354

(57) **CLAIM**

We claim the ornamental design for a suction cup holder for electronic handheld devices, as shown and described.

DESCRIPTION

FIG. 1 is a perspective view of one aspect of the suction cup holder for electronic handheld devices;

FIG. 2 is a top view, showing lines of symmetry, of the suction cup holder for electronic handheld devices shown in FIG. 1;

FIG. 3 is a side view, showing a line of symmetry, of the suction cup holder for electronic handheld devices shown in FIG. 1, all sides being substantially identical;

FIG. 4 is a bottom view, showing lines of symmetry, of the suction cup holder for electronic handheld devices shown in FIG. 1;

FIG. 5 is a bottom perspective view of the suction cup holder for electronic handheld devices shown in FIG. 1; and,

FIG. 6 is an alternate bottom perspective view of the suction cup holder for electronic handheld devices shown in FIG. 1.

The subject matter shown in dashed lines, and any surfaces of the design not shown, including interior surfaces, form no part of the claimed invention.

1 Claim, 2 Drawing Sheets

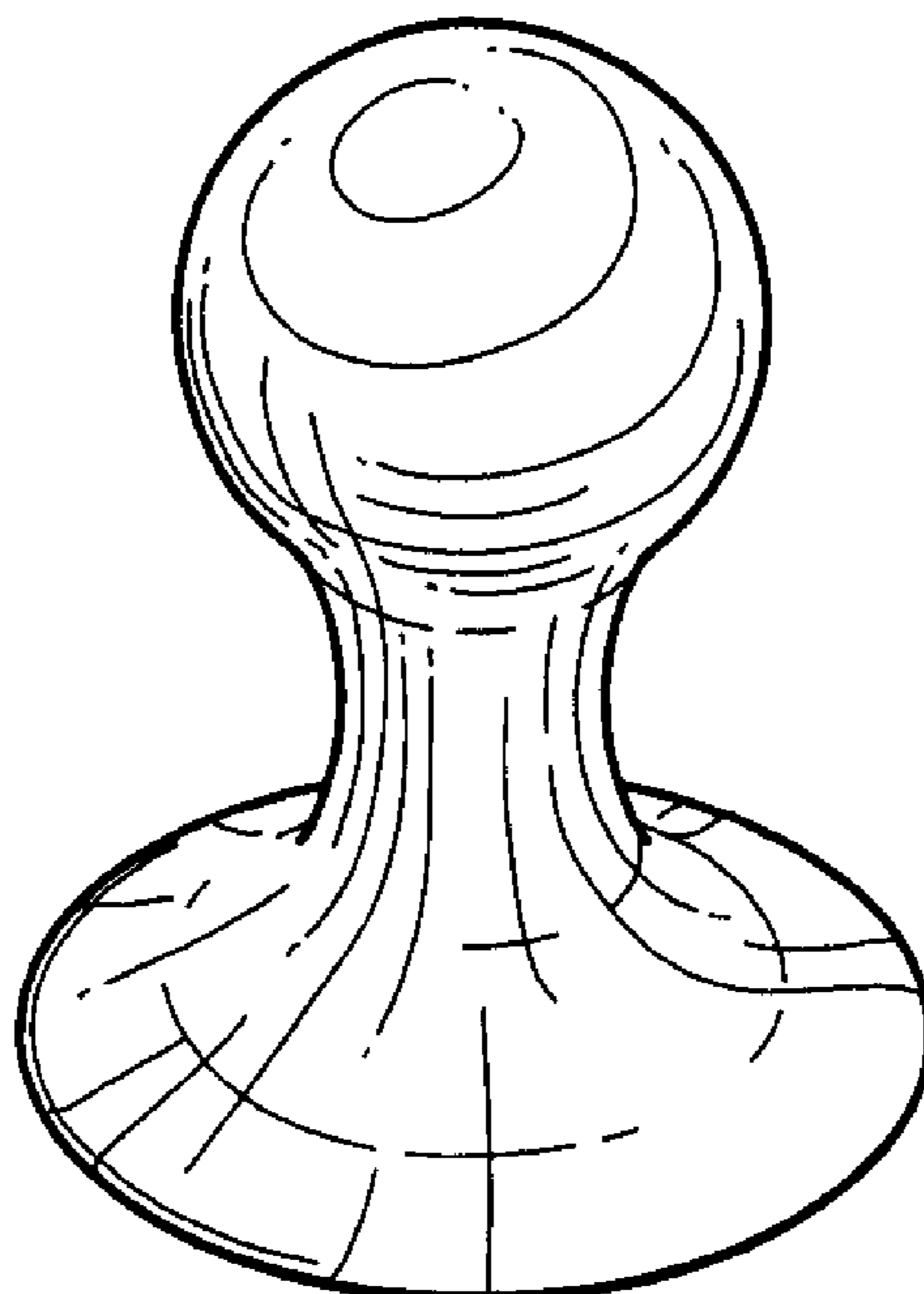


Figure 1

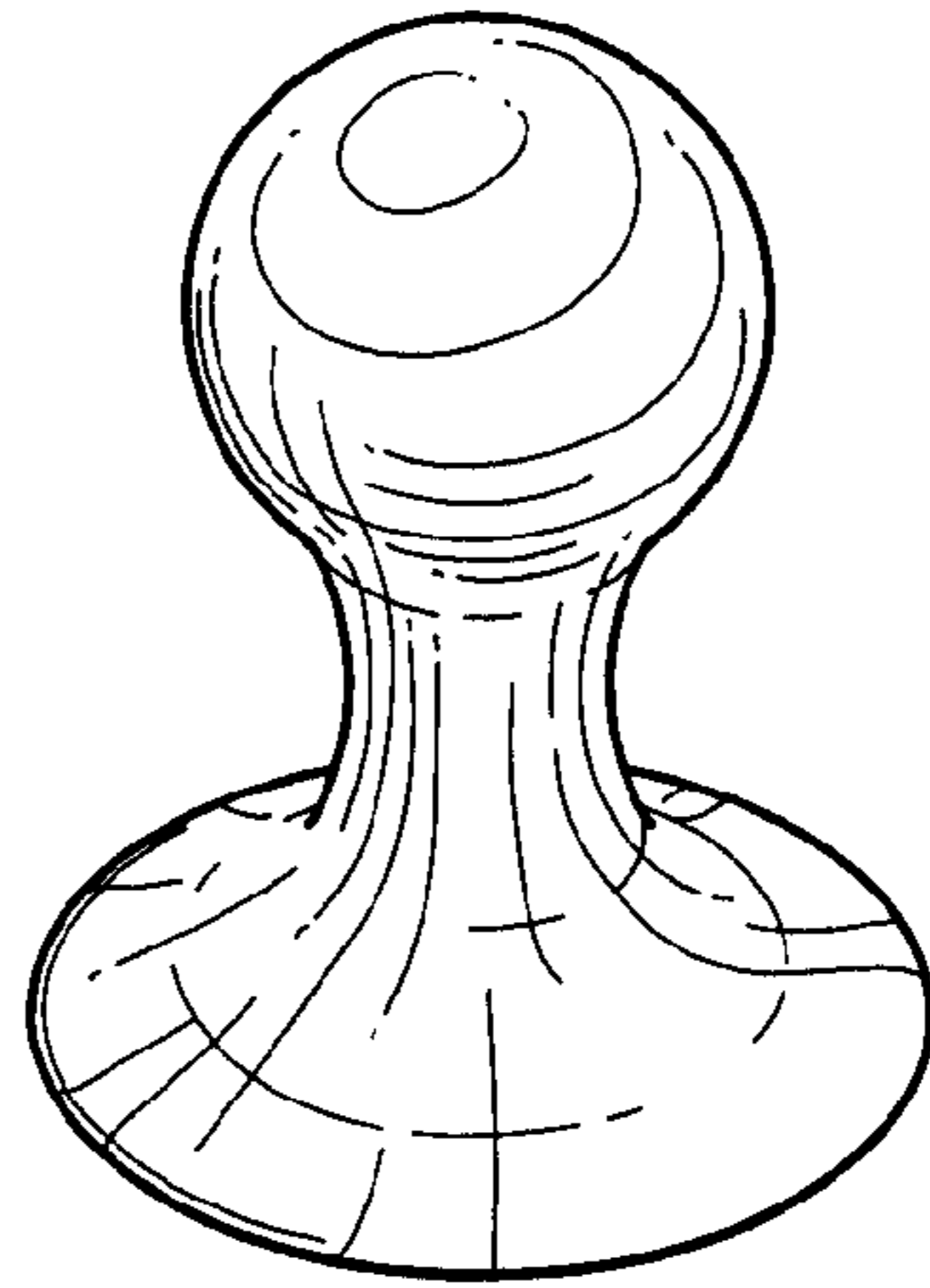


Figure 2

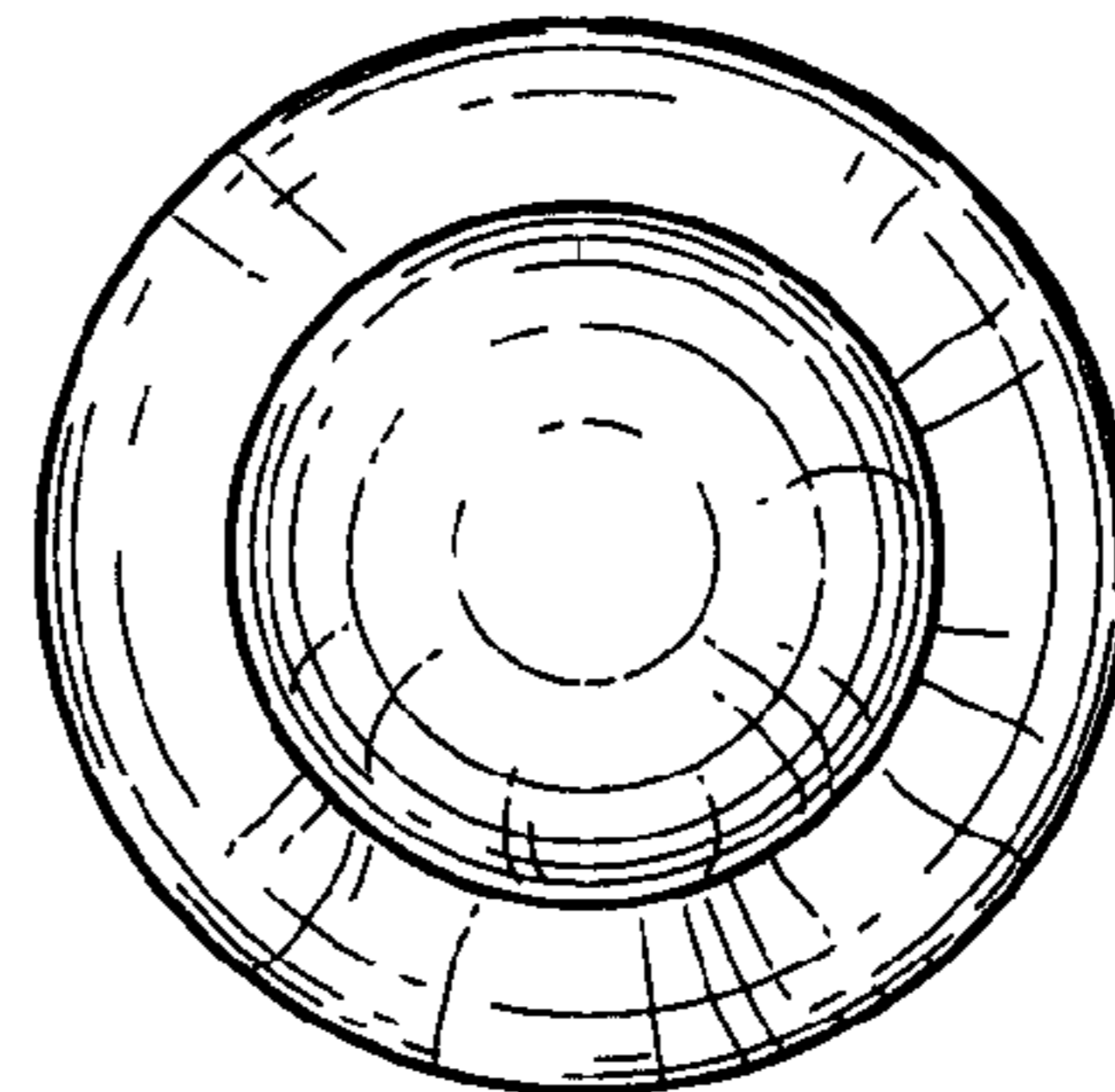


Figure 3

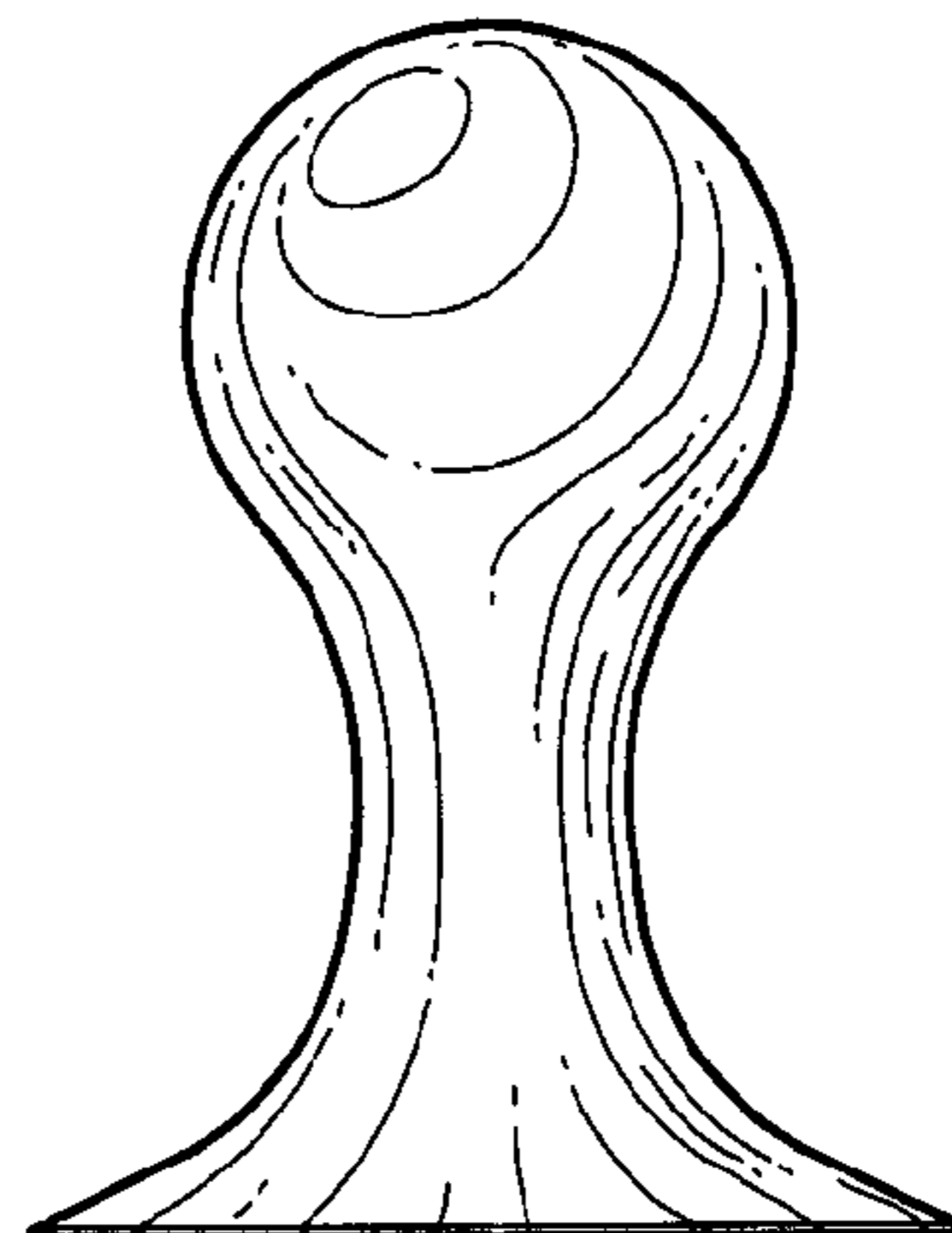


Figure 4

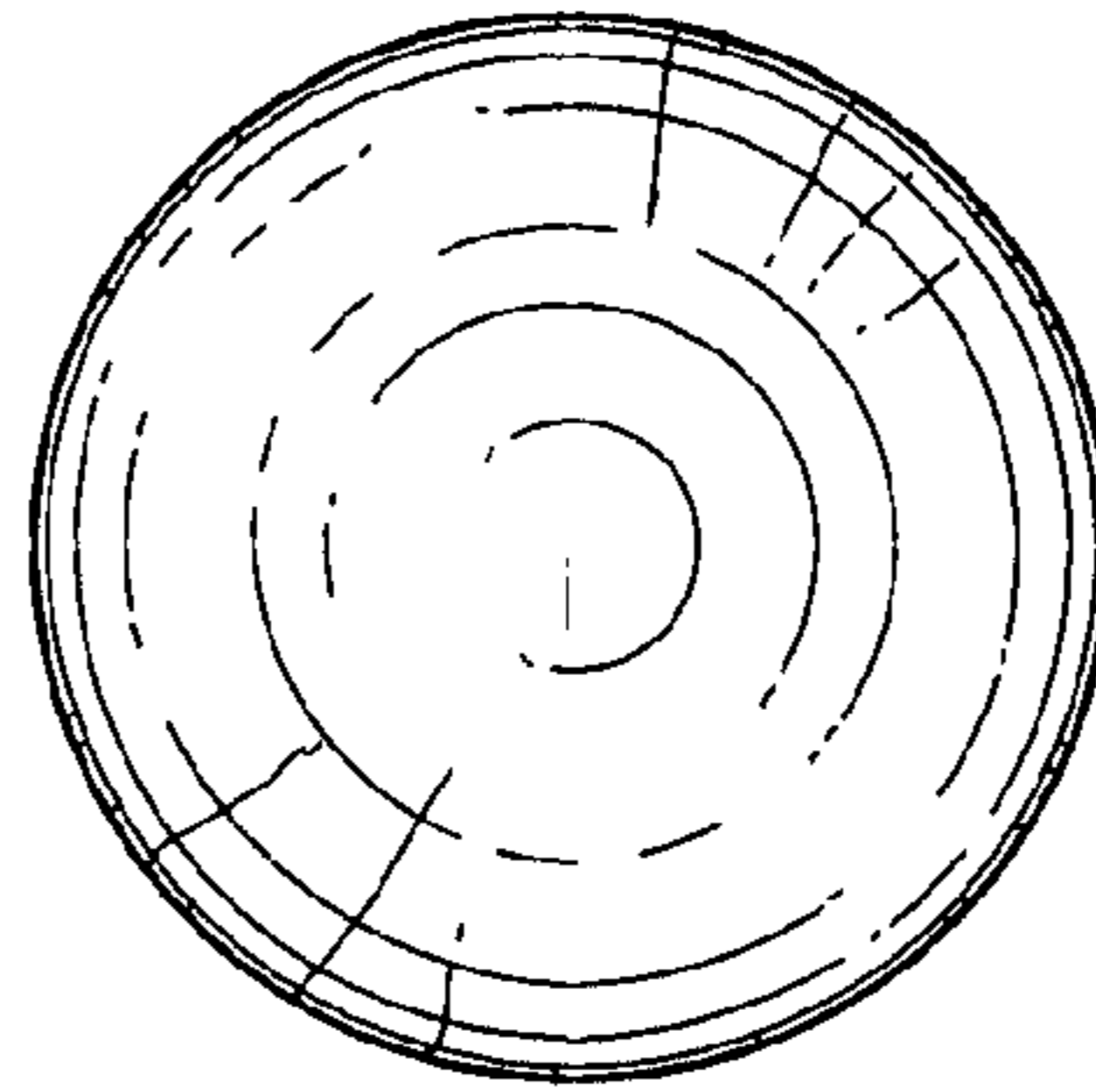


Figure 5

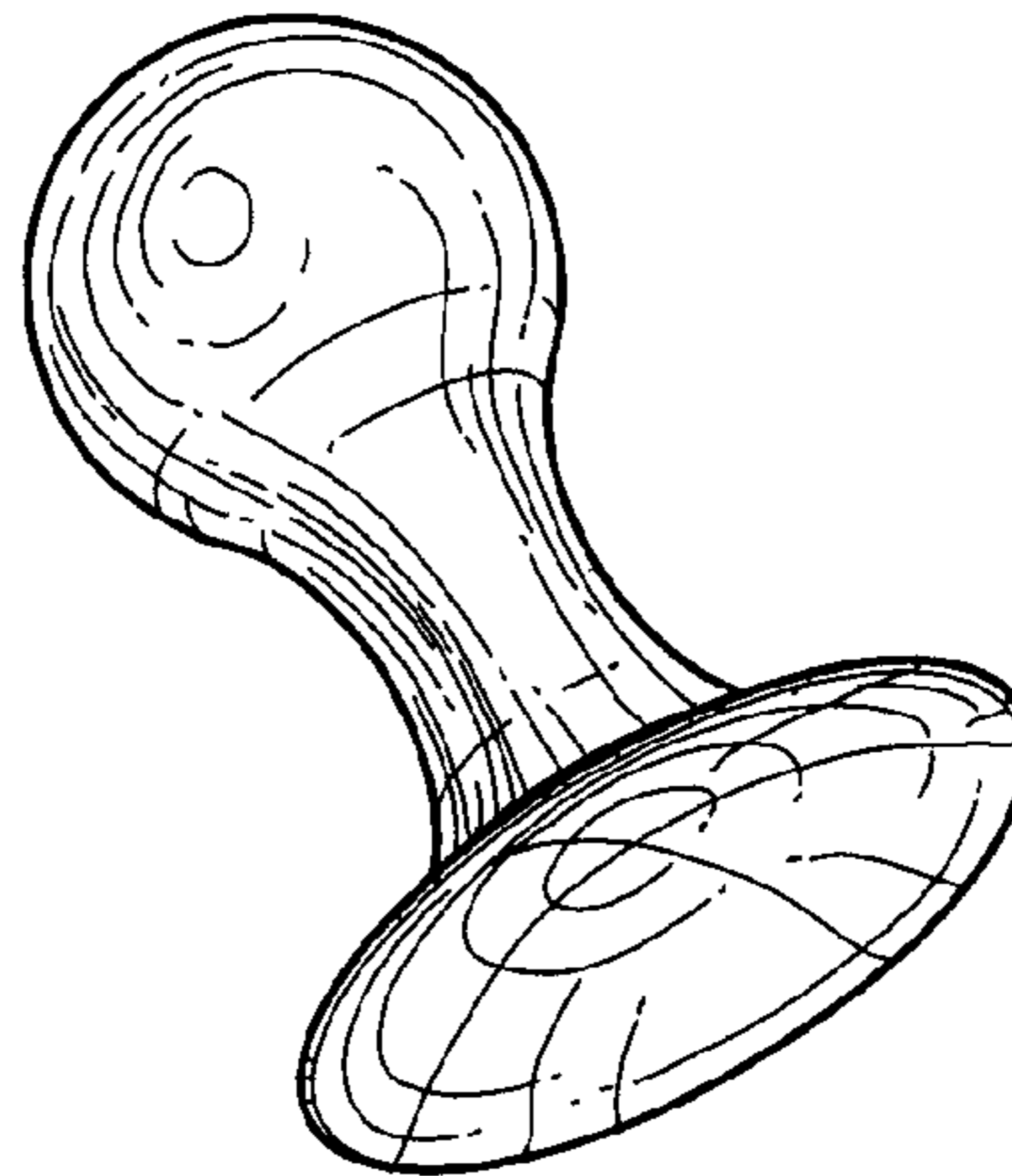


Figure 6

