



US00D681415S

(12) **United States Design Patent**
Boies

(10) **Patent No.:** **US D681,415 S**

(45) **Date of Patent:** **** May 7, 2013**

(54) **HANDLE**

(75) Inventor: **David Boies**, Levis (CA)

(73) Assignee: **Garant GP**, St-Francois (CA)

(**) Term: **14 Years**

(21) Appl. No.: **29/391,988**

(22) Filed: **May 16, 2011**

(51) **LOC (9) Cl.** **08-02**

(52) **U.S. Cl.**
USPC **D8/80**

(58) **Field of Classification Search** D8/11,
D8/75-81, 107; 7/145; 30/308.1; 144/195.5;
81/19-24, 26, 489; 76/103
See application file for complete search history.

(56) **References Cited**

U.S. PATENT DOCUMENTS

D370,127 S *	5/1996	Bonaddio et al.	D5/58
6,564,849 B1 *	5/2003	Kusner	157/1.3
D476,372 S *	6/2003	Hanson et al.	D20/27
D564,324 S *	3/2008	Hsieh-Yeh	D8/80

D626,396 S *	11/2010	Gehman et al.	D8/81
D631,722 S *	2/2011	Lamarre et al.	D8/78
D660,123 S *	5/2012	Islas	D8/80

* cited by examiner

Primary Examiner — Philip S Hyder

Assistant Examiner — Roselynn Cody

(74) *Attorney, Agent, or Firm* — Goudreau Gage Dubuc;
Gwendoline Bruneau

(57) **CLAIM**

The ornamental design for a handle, as shown and described.

DESCRIPTION

FIG. 1 is a perspective view of a handle, showing my new design;

FIG. 2 is a front view of the handle of FIG. 1;

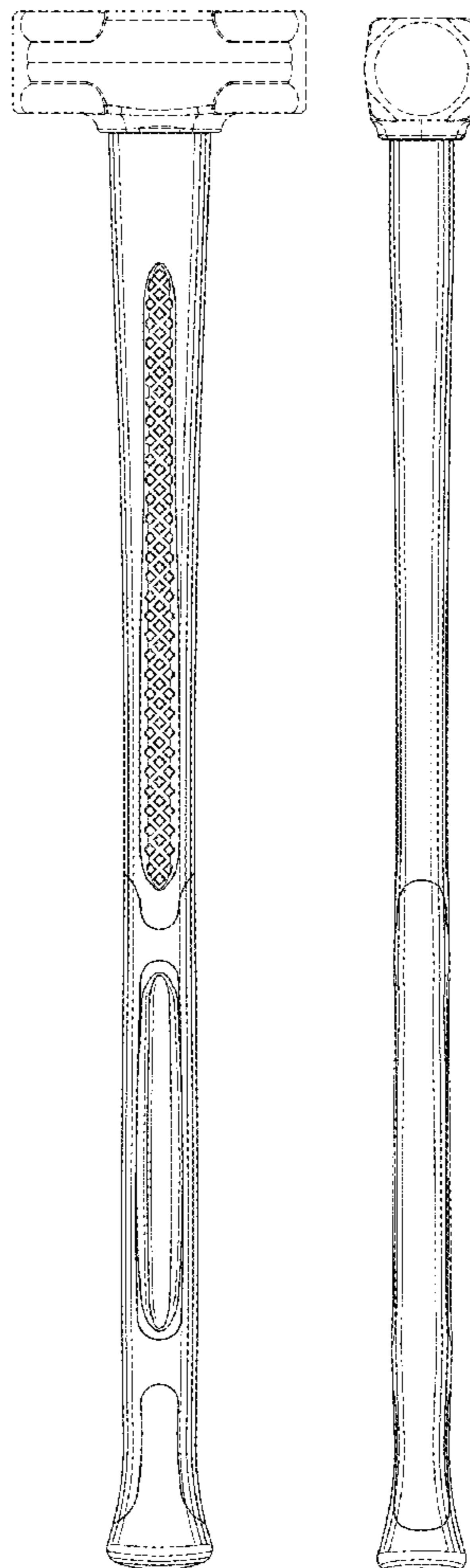
FIG. 3 is a back view of the handle of FIG. 1;

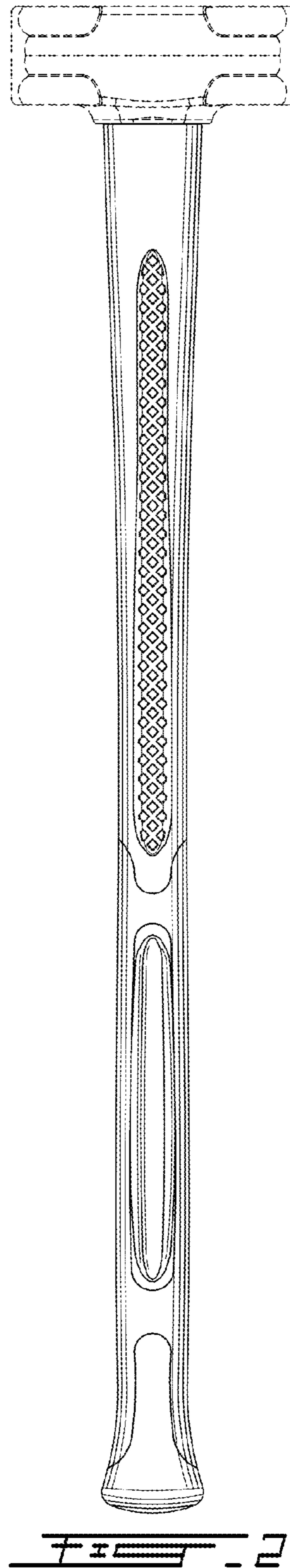
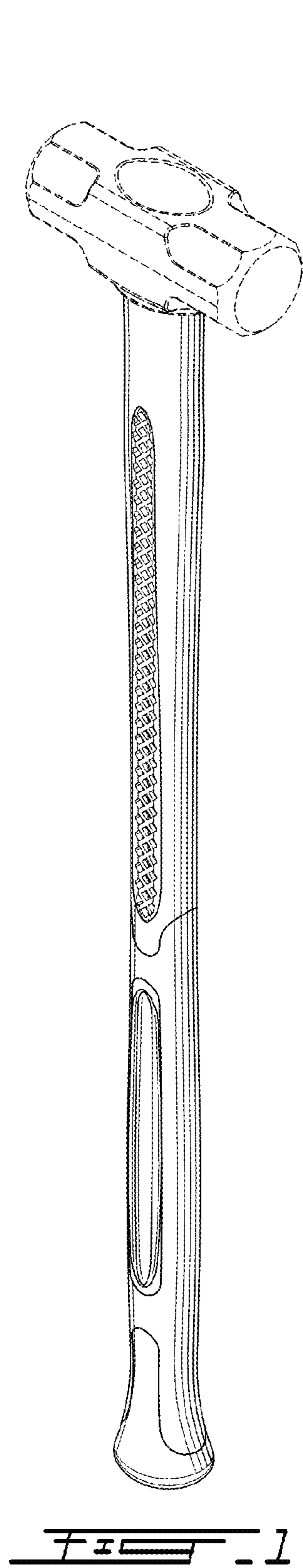
FIG. 4 is a top view of the handle of FIG. 1; and,

FIG. 5 is a bottom view of the handle of FIG. 1.

The broken line showing of the tool head and the top of the handle are for the purpose of showing environment and form no part of the claim.

1 Claim, 2 Drawing Sheets





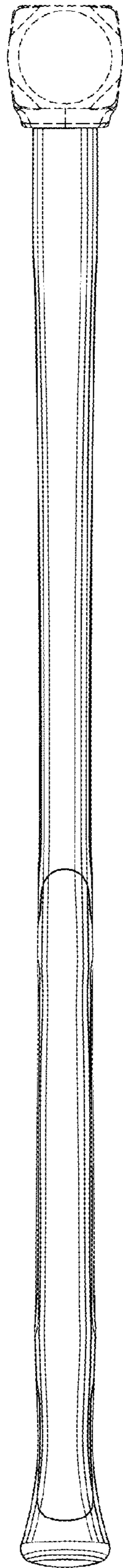


FIG. 3

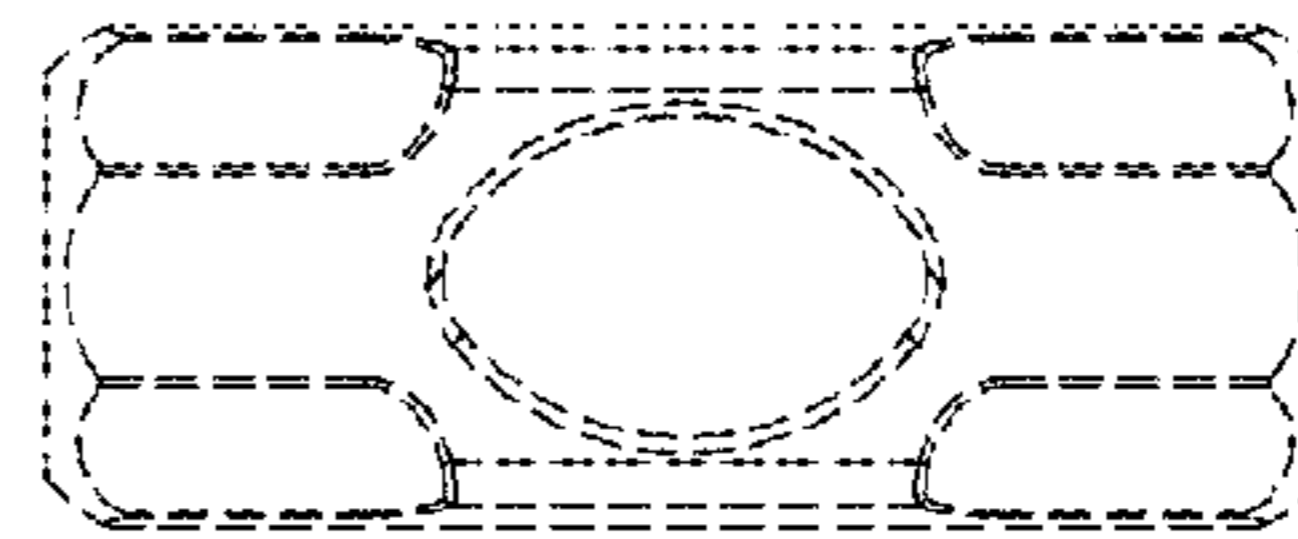


FIG. 4

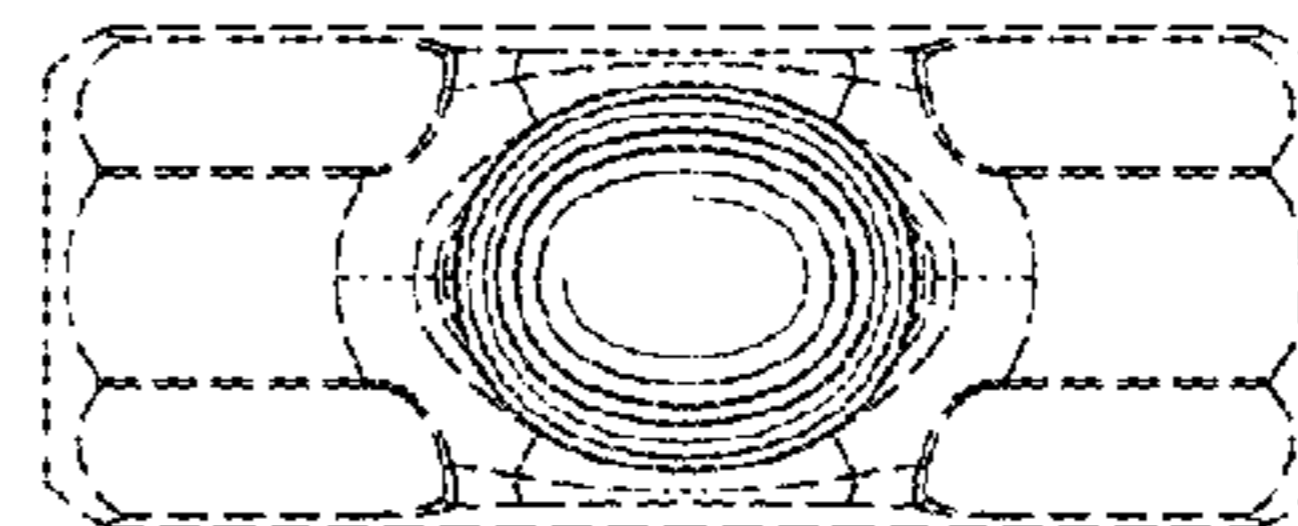


FIG. 5