

US00D681409S

(12) **United States Design Patent**  
**Macor**

(10) **Patent No.:** **US D681,409 S**  
(45) **Date of Patent:** **\*\* May 7, 2013**

(54) **ERGONOMIC ADJUSTABLE WRENCH**

(71) Applicant: **Richard J. Macor**, Hunterdon County,  
NJ (US)

(72) Inventor: **Richard J. Macor**, Hunterdon County,  
NJ (US)

(73) Assignee: **Proprietary Technologies, Inc.**,  
Hunterdon County, NJ (US)

(\*\*) Term: **14 Years**

(21) Appl. No.: **29/421,888**

(22) Filed: **Oct. 13, 2012**

(51) **LOC (9) Cl.** ..... **08-05**

(52) **U.S. Cl.**  
USPC ..... **D8/22**

(58) **Field of Classification Search** ..... D8/17,  
D8/21-29; 81/60, 177.1, 177.85, 121.1,  
81/124.3, 165-170, 110.1, 176.2, 124.6,  
81/176.1, 176.15, 177.2, 186; 16/110.1;  
D15/144.1; 219/75, 227, 229, 121.16, 121.18  
See application file for complete search history.

(56) **References Cited**

**U.S. PATENT DOCUMENTS**

D292,062	S	*	9/1987	Doman et al.	.....	D8/22
5,305,667	A	*	4/1994	Caballero	.....	81/165
D432,879	S	*	10/2000	Loyaute et al.	.....	D8/22
D507,163	S	*	7/2005	Hsien	.....	D8/22
7,047,845	B2	*	5/2006	Macor	.....	81/177.1
D547,149	S	*	7/2007	Wu	.....	D8/22

7,240,591	B2	*	7/2007	Hsien	.....	81/165
7,255,026	B1	*	8/2007	Lee	.....	81/179
D604,130	S	*	11/2009	Macor	.....	D8/22
2004/0035262	A1	*	2/2004	Hsien	.....	81/170
2005/0199102	A1	*	9/2005	Hsien	.....	81/60
2005/0199107	A1	*	9/2005	Hsien	.....	81/177.1
2009/0038444	A1	*	2/2009	Hu	.....	81/63.2

\* cited by examiner

*Primary Examiner* — Raphael Barkai  
*Assistant Examiner* — Randall Gholson

(57) **CLAIM**

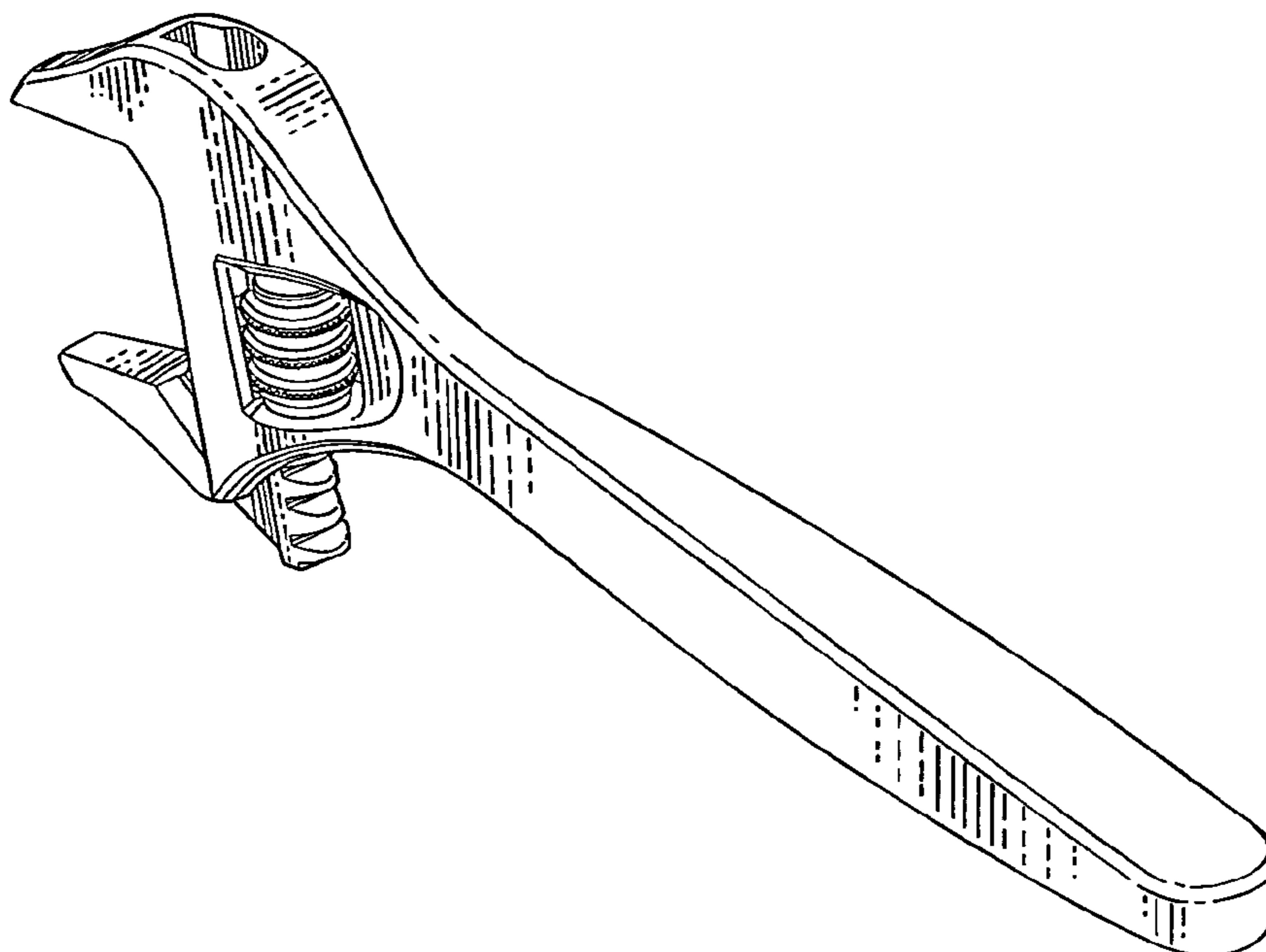
The ornamental design for an ergonomic adjustable wrench, as shown and described.

**DESCRIPTION**

This patent application is related to one or more of the following patents granted to the inventor herein: U.S. Pat. No. 604,139; U.S. Pat. No. 7,047,845; U.S. Pat. No. 6,959,628; U.S. Pat. No. 6,792,833; U.S. Pat. No. D. 494,833; U.S. Pat. No. 6,655,239; U.S. Pat. No. D. 481,613; U.S. Pat. No. 6,615,694; U.S. Pat. No. 6,484,610; U.S. Pat. No. 434,956; U.S. Pat. No. D. 414,996; Taiwan 207,794 and 221107; China ZL03155502.0.; and, Canada 2,412,131 and 2,419,354.

FIG. 1 is a top rear perspective view of an ergonomic adjustable wrench showing my new design;  
FIG. 2 is front elevation view thereof;  
FIG. 3 is a rear elevation view thereof;  
FIG. 4 is a top plan view thereof;  
FIG. 5 is a bottom plan view thereof;  
FIG. 6 is a right side elevation view thereof; and,  
FIG. 7 is a left side elevation view thereof.

**1 Claim, 2 Drawing Sheets**



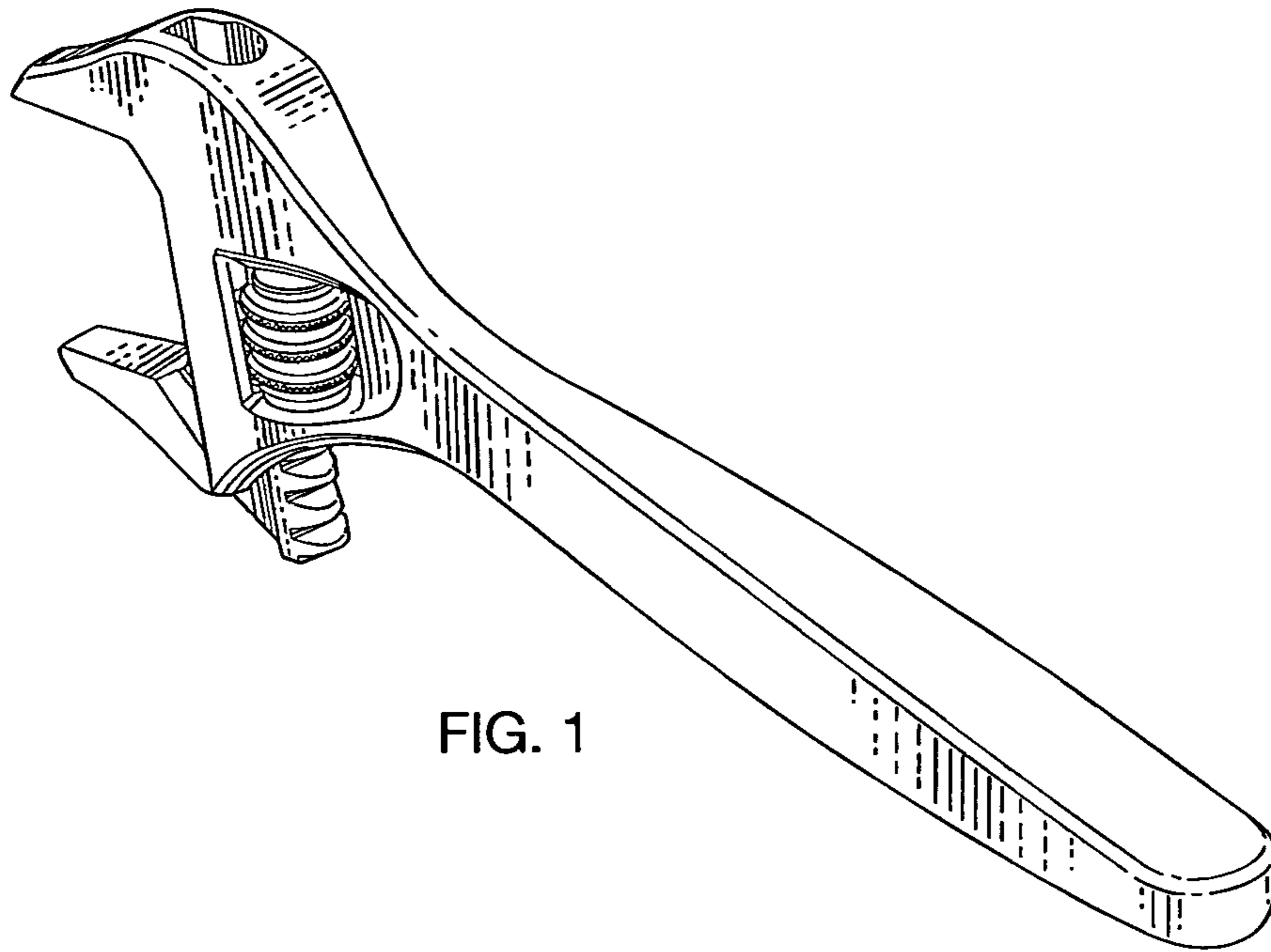


FIG. 1

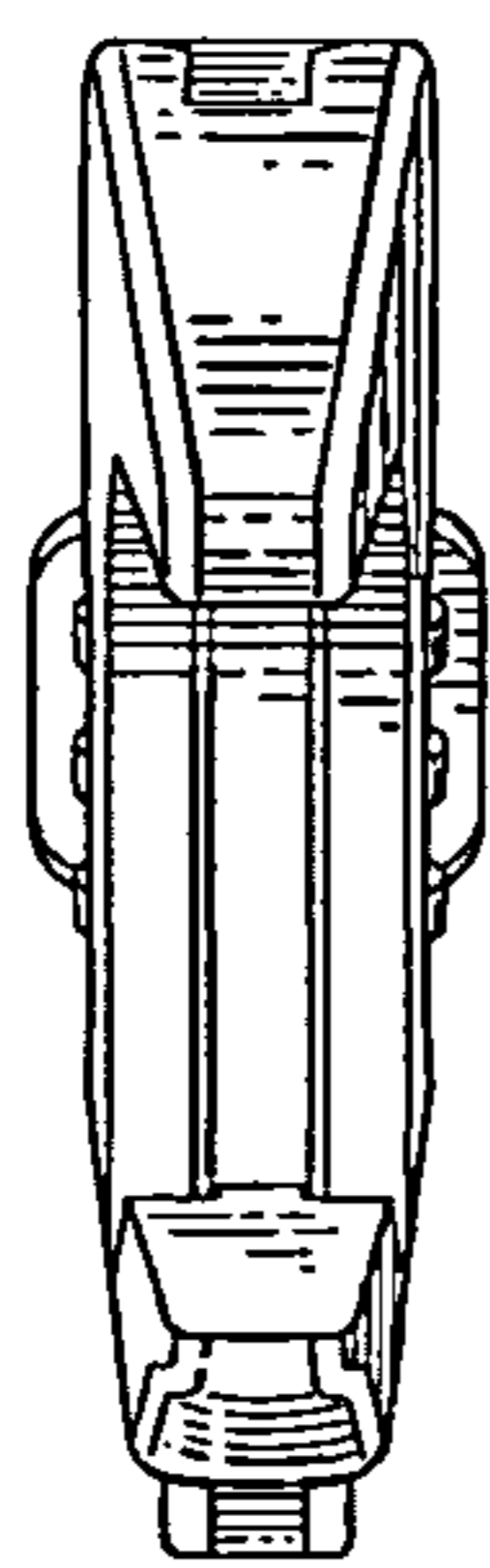


FIG. 2

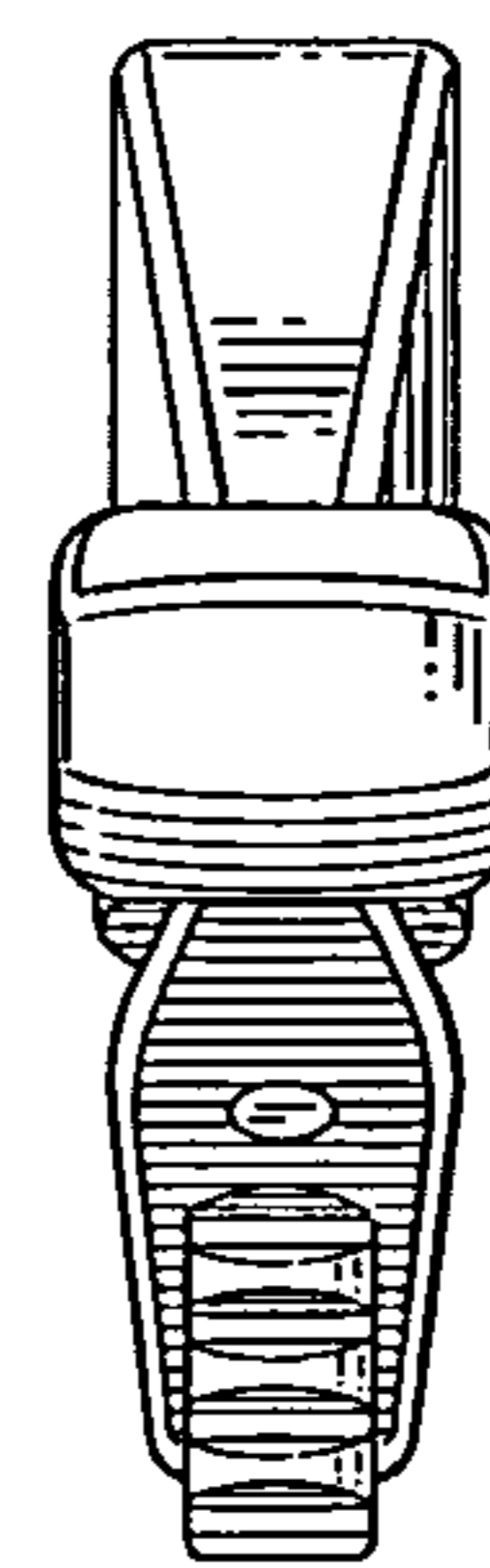


FIG. 3

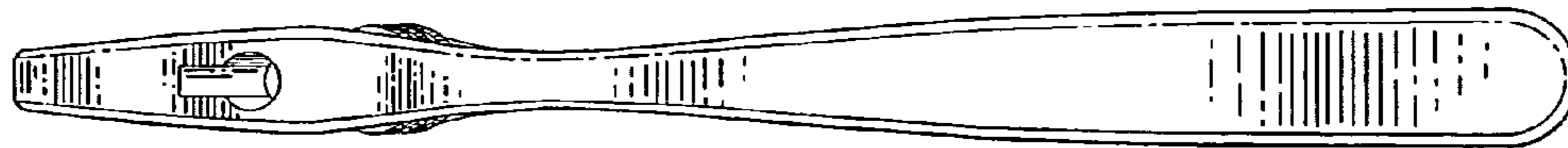


FIG. 4

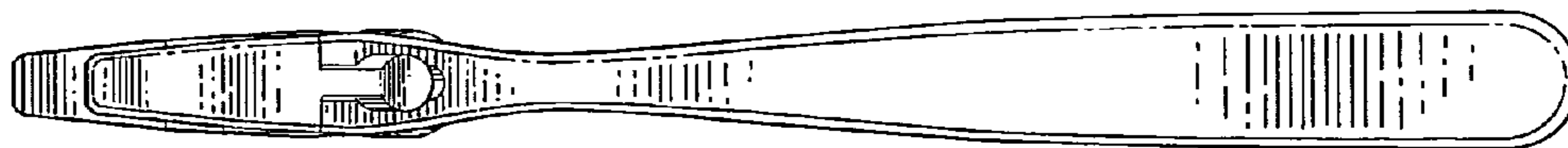


FIG. 5

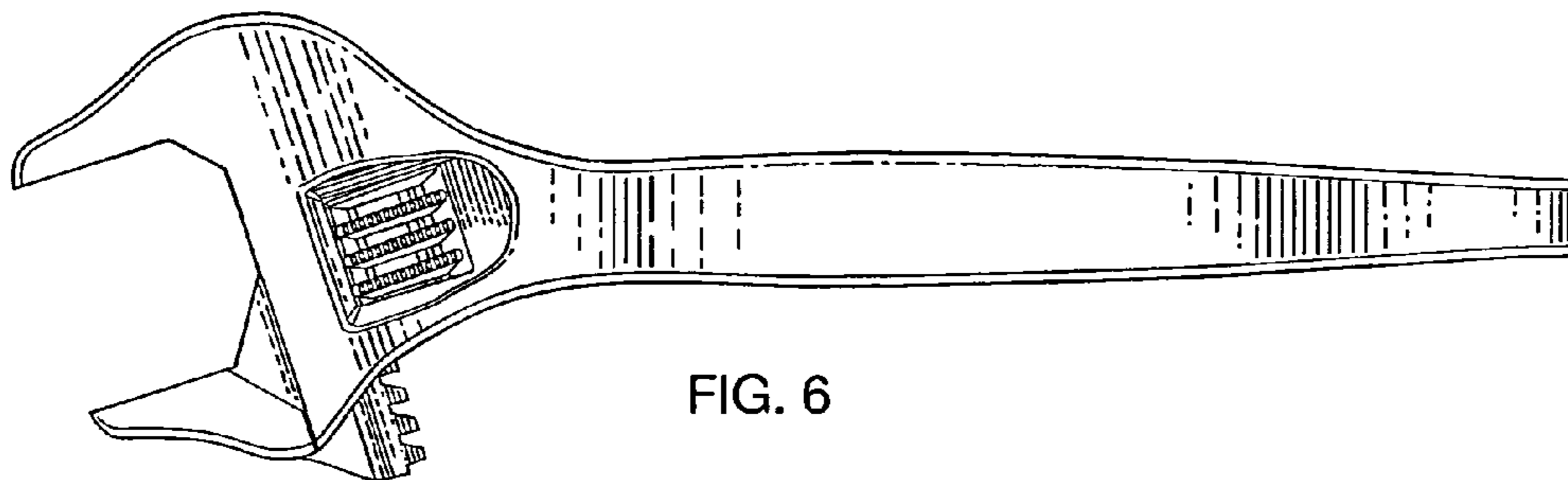


FIG. 6

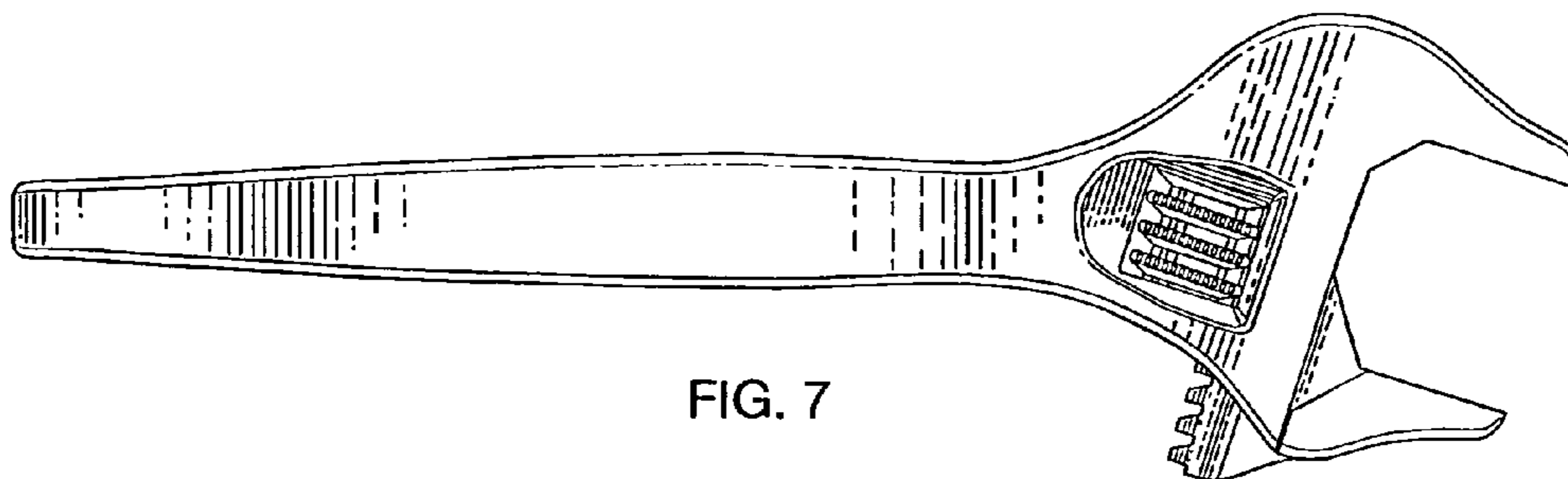


FIG. 7