



US00D681370S

(12) **United States Design Patent**
Hagberg et al.

(10) **Patent No.:** **US D681,370 S**

(45) **Date of Patent:** **** May 7, 2013**

(54) **TABLE**

(75) Inventors: **Knut Hagberg**, Lund (SE); **Marianne Hagberg**, Hassleholm (SE)

(73) Assignee: **Inter IKEA Systems B.V.**, Delft (NL)

(**) Term: **14 Years**

(21) Appl. No.: **29/417,447**

(22) Filed: **Apr. 3, 2012**

(30) **Foreign Application Priority Data**

Mar. 29, 2012 (EM) 002016774

(51) **LOC (9) Cl.** **06-03**

(52) **U.S. Cl.**
USPC **D6/484**

(58) **Field of Classification Search** D6/480-489,
D6/495, 496, 499, 511, 668.2, 349, 707.19,
D6/707.22, 708.16, 708.17, 708.2, 708.23;
108/150, 153.1, 155, 157, 161, 25, 50.12;
248/188, 188.1, 188.7, 188.8; D21/397,
D21/485
See application file for complete search history.

(56) **References Cited**

U.S. PATENT DOCUMENTS

1,890,409 A * 12/1932 Roberts 108/35
D180,002 S * 4/1957 Wilson D6/484

D224,873 S * 10/1972 Martini D6/484
D225,190 S * 11/1972 Van Sync D6/336
D263,192 S * 3/1982 LeVan D7/630
D553,396 S * 10/2007 Vargo D6/480
D609,511 S * 2/2010 Ladner D6/511

* cited by examiner

Primary Examiner — Janice Seeger

(74) *Attorney, Agent, or Firm* — Novak Druce Connolly
Bove + Quigg LLP

(57) **CLAIM**

I claim the ornamental design for a table, as shown and described.

DESCRIPTION

FIG. 1 is a perspective view of a table;
FIG. 2 is a top plan thereof;
FIG. 3 is a bottom plan view thereof; and
FIG. 4 is a front side elevational view thereof; (the four sides of the table sides of the table being identical);
FIG. 5 is a perspective view of an alternate embodiment of a table;
FIG. 6 is a top plan thereof;
FIG. 7 is a bottom plan view thereof; and,
FIG. 8 is a front side elevational view thereof; (the rear side being identical to the front side).

1 Claim, 6 Drawing Sheets





FIG. 1




FIG. 2

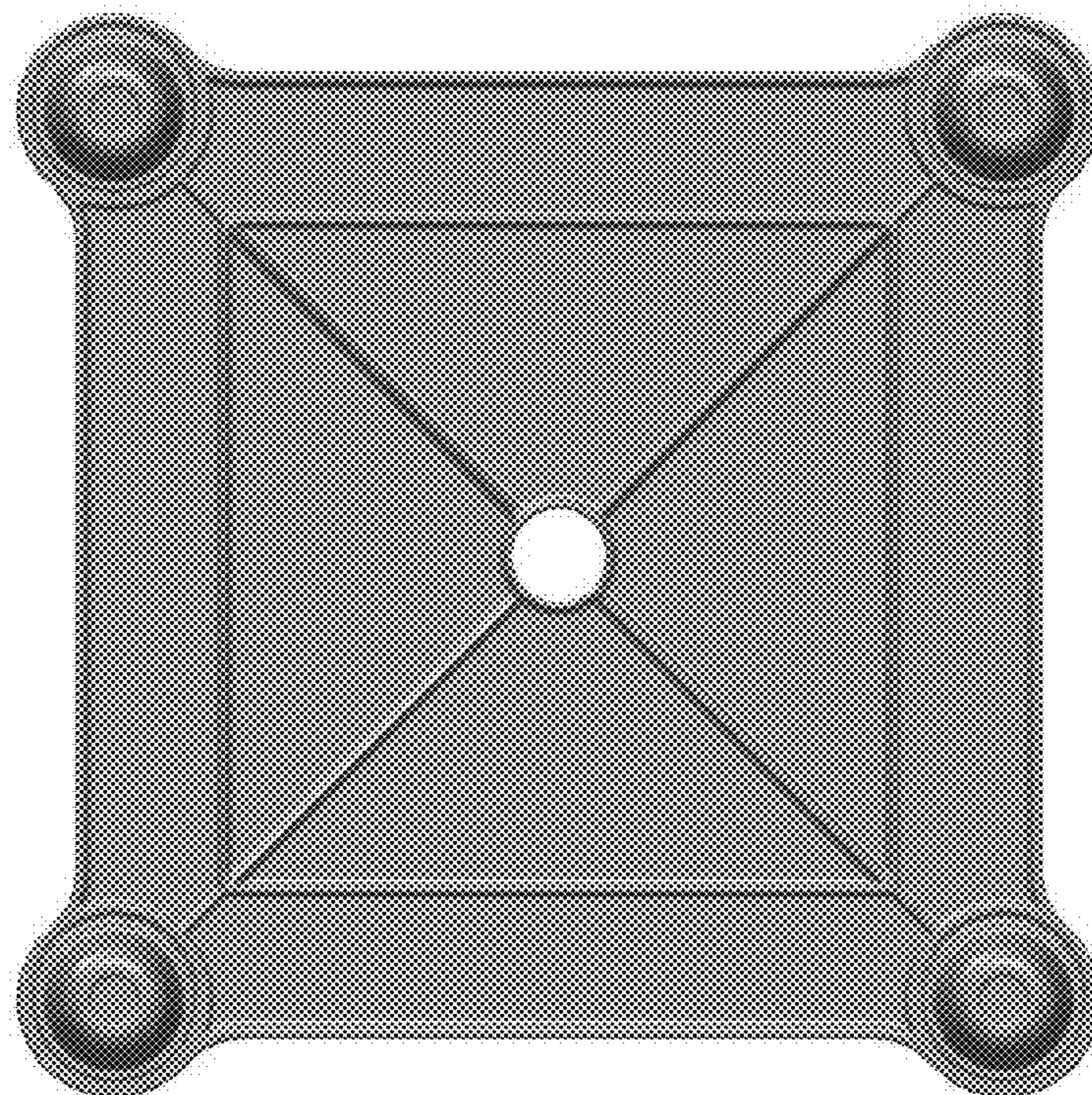


FIG. 3




FIG. 4



FIG. 5



FIG. 6

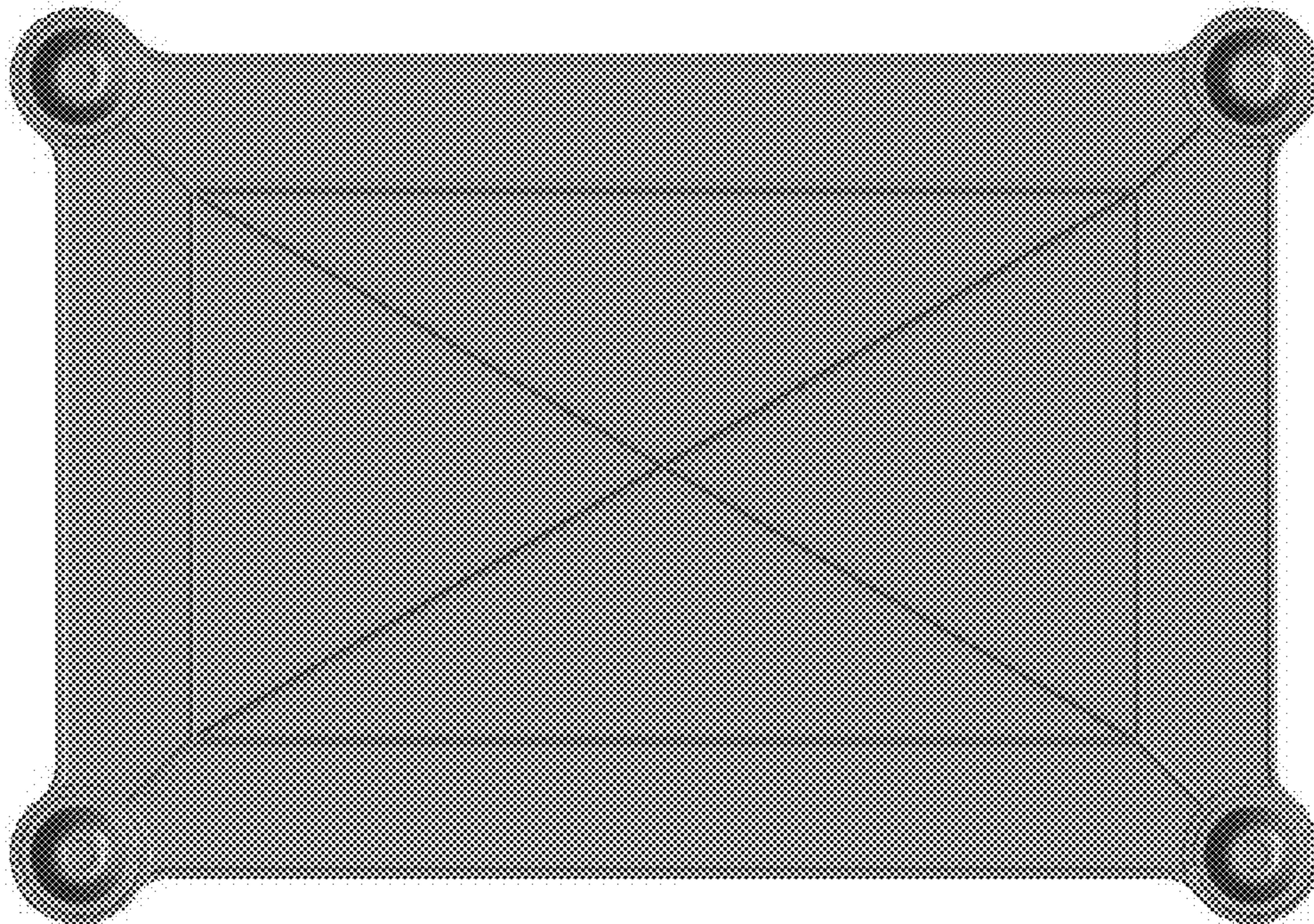


FIG. 7



FIG. 8