



US00D681367S

(12) **United States Design Patent**  
**Lu**

(10) **Patent No.:** **US D681,367 S**

(45) **Date of Patent:** **\*\* May 7, 2013**

(54) **FIREPLACE TABLE**

(75) Inventor: **Wei Lin Lu**, Dong Guan (CN)

(73) Assignee: **Dong Guan Song Wei Electric Technology Co., Ltd.**, Dongguan, Guangdong (CN)

(\*\*) Term: **14 Years**

(21) Appl. No.: **29/400,877**

(22) Filed: **Sep. 1, 2011**

(51) **LOC (9) Cl.** ..... **06-04**

(52) **U.S. Cl.**  
USPC ..... **D6/397**

(58) **Field of Classification Search** ..... D6/397,  
D6/450, 338, 434, 436-447; 52/36.3; D23/332,  
D23/345, 343, 314; 312/204, 205, 285, 287,  
312/289, 199; 126/500, 502

See application file for complete search history.

(56) **References Cited**

**U.S. PATENT DOCUMENTS**

D90,908 S *	10/1933	Beauchamp	.....	D6/397
D100,988 S *	8/1936	Colen	.....	D6/397
D121,110 S *	6/1940	Kuchta	.....	D6/397
D140,507 S *	3/1945	Kutchka	.....	D6/397
2,476,542 A *	7/1949	Gauss	.....	312/204
D156,227 S *	11/1949	Gannuscio	.....	D6/338
D200,539 S *	3/1965	Wilkin	.....	D6/450
3,268,282 A *	8/1966	Harvey	.....	312/204

D301,735 S *	6/1989	Meyers	.....	D23/345
D407,577 S *	4/1999	Dorst	.....	D6/434
D410,346 S *	6/1999	Kerr	.....	D6/397
D423,810 S *	5/2000	Dorst	.....	D6/397
6,796,088 B2 *	9/2004	Richmond et al.	.....	52/36.3
D625,397 S *	10/2010	Gallo	.....	D23/343
7,815,263 B1 *	10/2010	Wright	.....	312/204
D653,739 S *	2/2012	Gibbs	.....	D23/332
8,235,033 B2 *	8/2012	Gallo et al.	.....	126/500
2009/0205263 A1 *	8/2009	Heath et al.	.....	52/36.3
2011/0048401 A1 *	3/2011	Deng et al.	.....	126/502

\* cited by examiner

*Primary Examiner* — Philip S Hyder  
*Assistant Examiner* — Sydney Buffalow

(57) **CLAIM**


The ornamental design for a fireplace table, as shown and described.


**DESCRIPTION**

FIG. 1 is a perspective view of fireplace table showing my present design;  
FIG. 2 is a front view thereof;  
FIG. 3 is a rear view thereof;  
FIG. 4 is a left side view thereof;  
FIG. 5 is a right side view thereof;  
FIG. 6 is a top view thereof; and,  
FIG. 7 is a bottom view thereof.

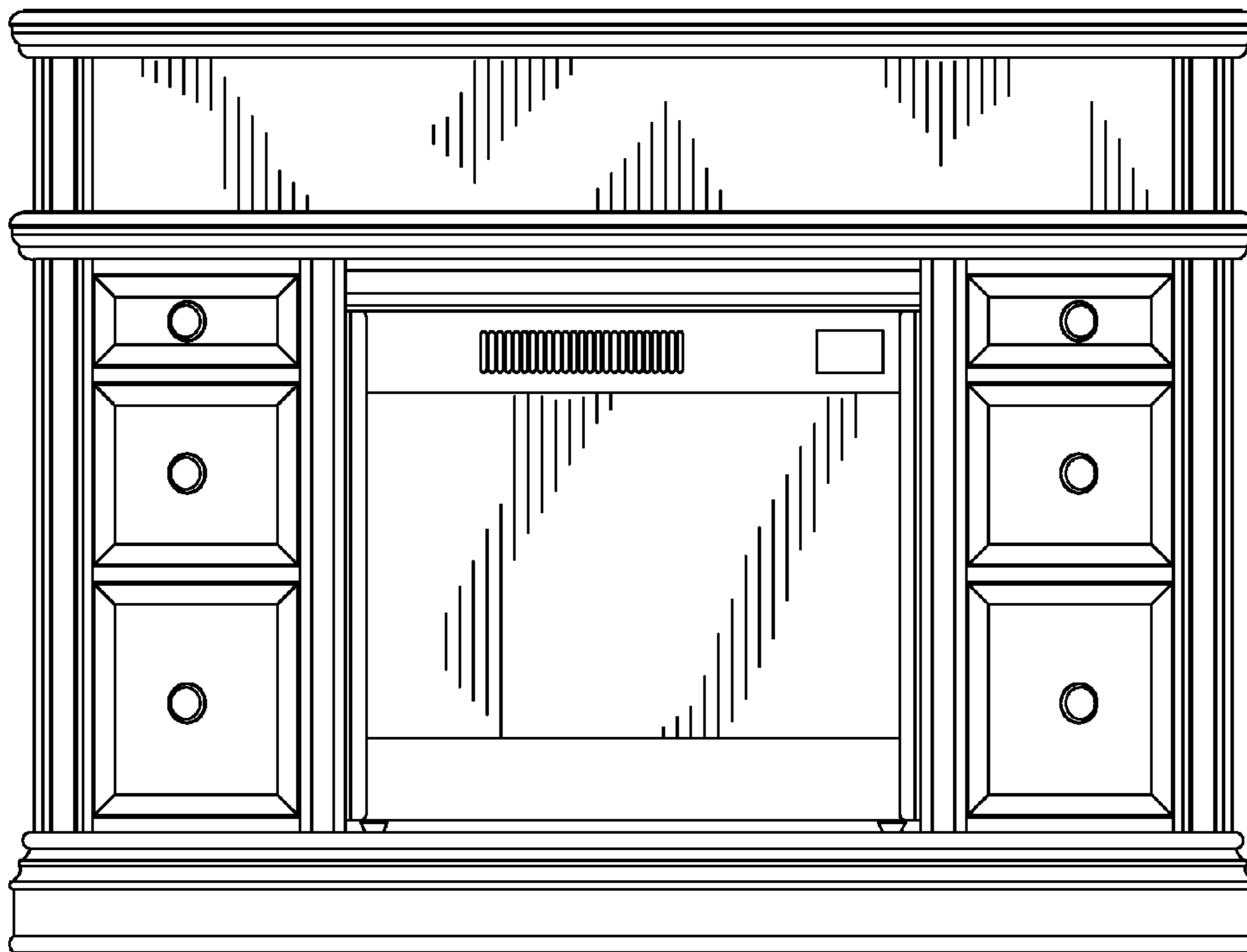
The broken lines shown in the drawings are for environmental purposes only and form no part of the claimed design.

**1 Claim, 5 Drawing Sheets**





**FIG. 1**



**FIG. 2**

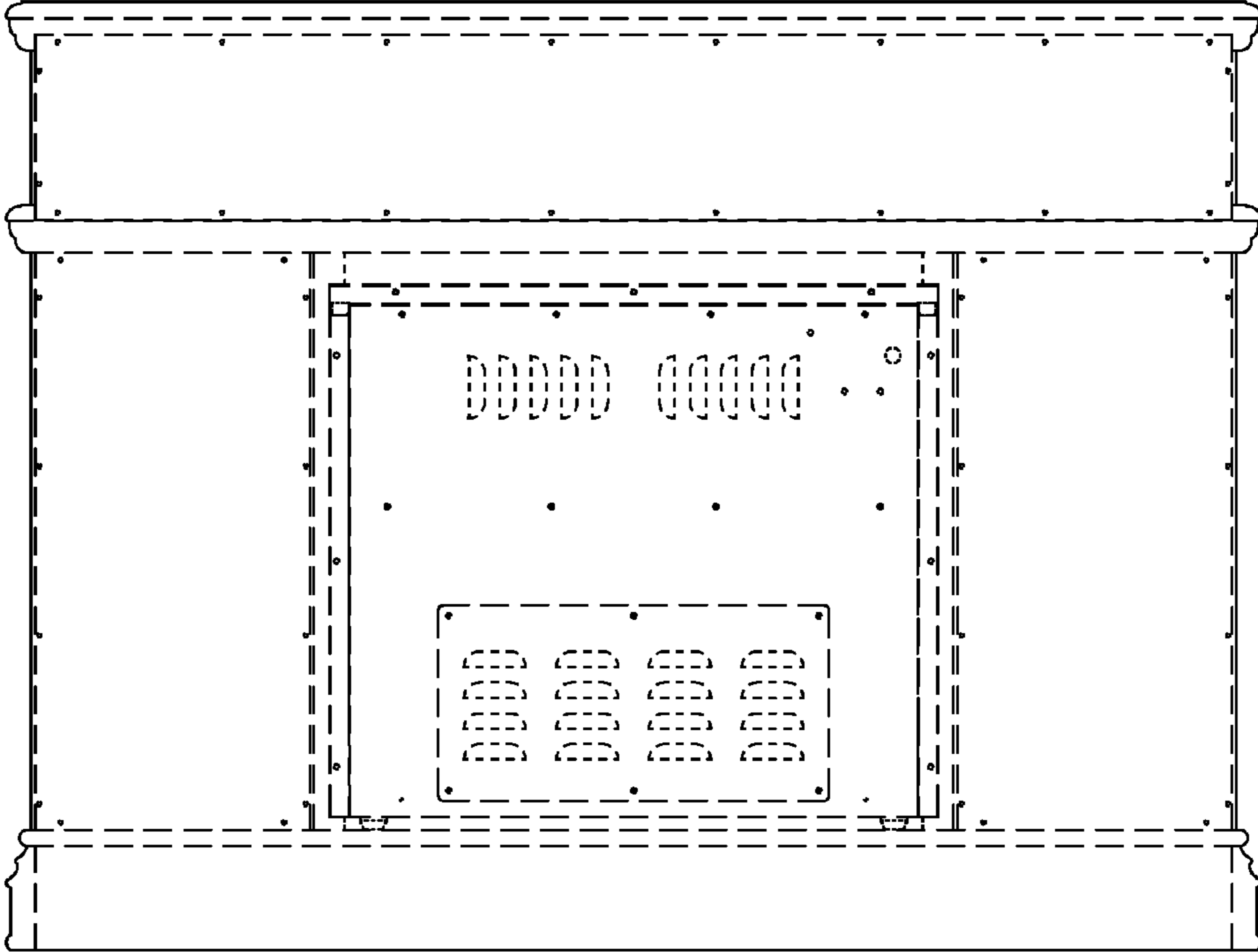
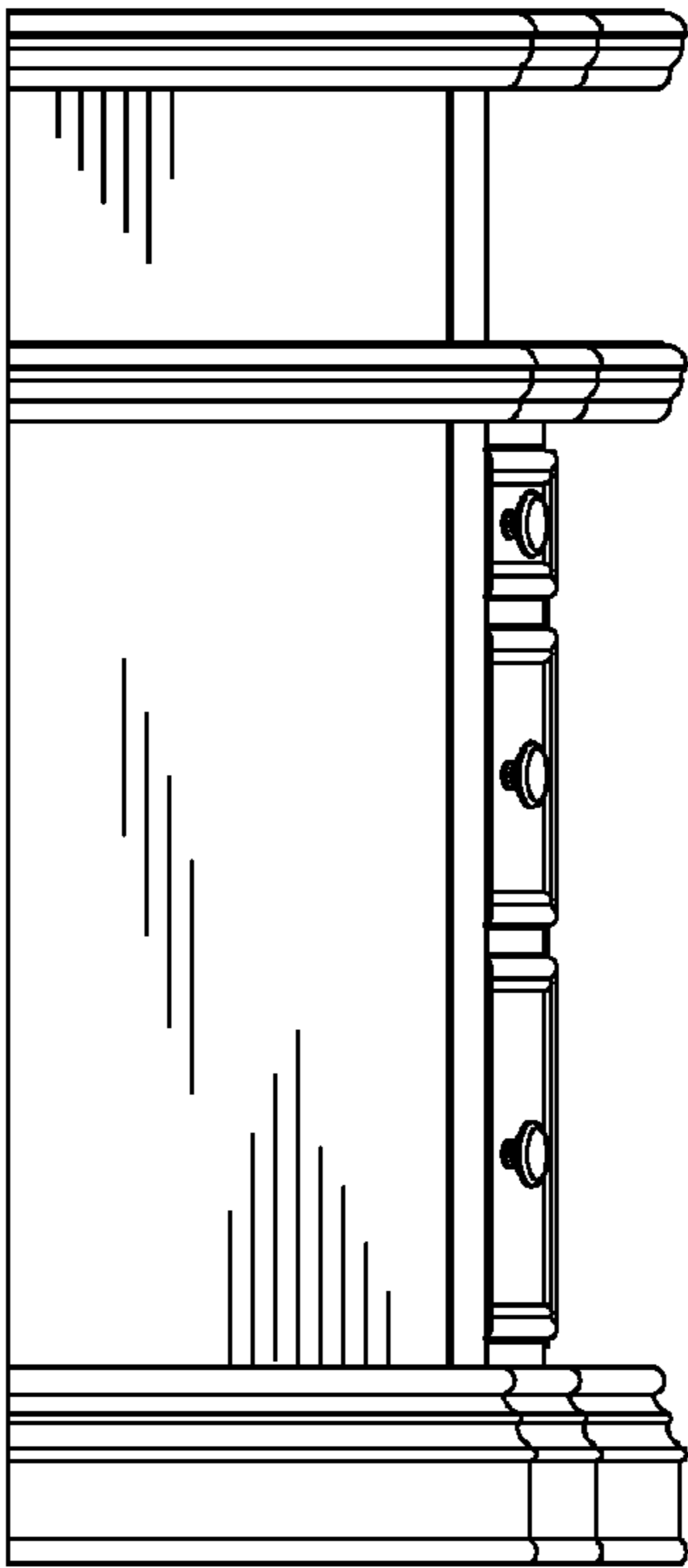
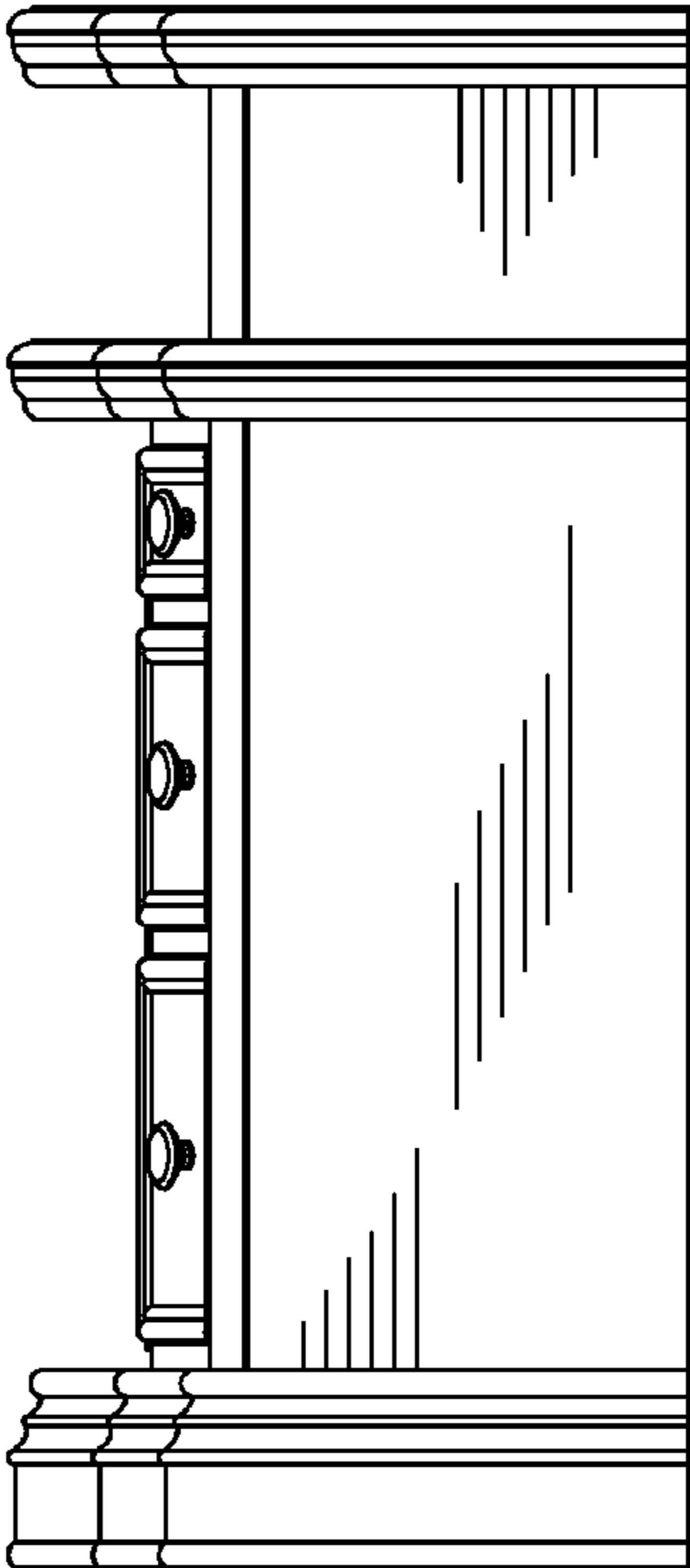


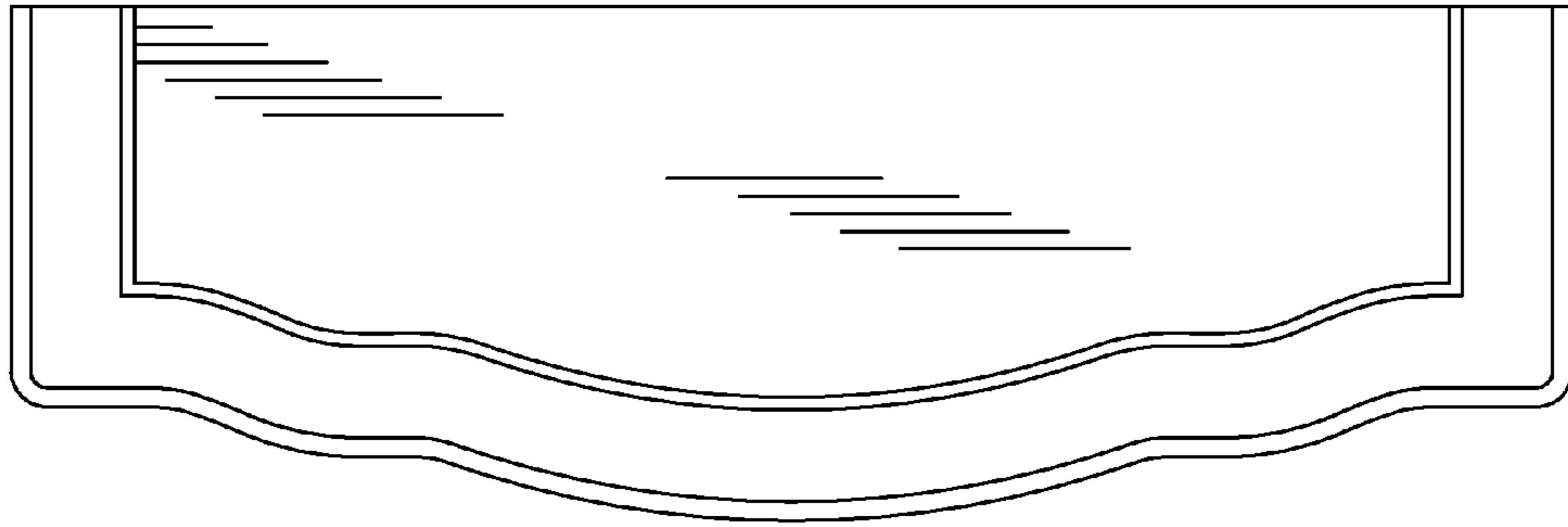
FIG. 3



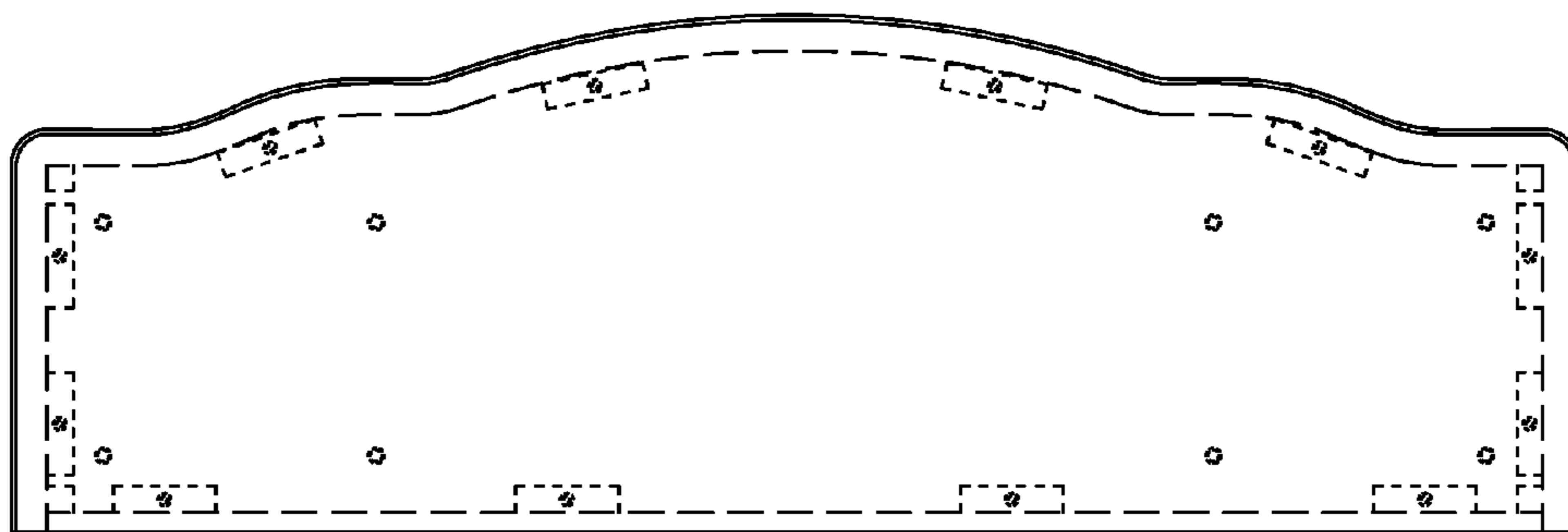
**FIG. 4**



**FIG. 5**



**FIG. 6**



**FIG. 7**