



US00D681354S

(12) **United States Design Patent**  
**Hinterwirth**

(10) **Patent No.:** **US D681,354 S**

(45) **Date of Patent:** **\*\* May 7, 2013**

(54) **SWING**

(76) Inventor: **Annette Hinterwirth**, Gmunden (AT)

(\*\*) Term: **14 Years**

(21) Appl. No.: **29/409,281**

(22) Filed: **Dec. 21, 2011**

(30) **Foreign Application Priority Data**

Oct. 6, 2011 (EM) ..... 001927989-0002

(51) **LOC (9) Cl.** ..... **06-01**

(52) **U.S. Cl.**  
USPC ..... **D6/347**

(58) **Field of Classification Search** ..... D6/334,  
D6/335, 344, 346, 347, 370, 374, 375, 379,  
D6/380, 500-502; D21/521, 823; 297/273,  
297/277, 280, 281, 452.13, 452.19, 452.2;  
472/118, 125

See application file for complete search history.

(56) **References Cited**

**U.S. PATENT DOCUMENTS**

D366,294 S \* 1/1996 Blake ..... D21/521  
D396,564 S \* 8/1998 Tseng ..... D6/347  
6,383,085 B1 \* 5/2002 Tseng ..... 472/118  
6,402,233 B1 \* 6/2002 Tseng ..... 297/273

D459,596 S \* 7/2002 Tseng ..... D6/344  
D488,312 S \* 4/2004 Liu ..... D6/344  
D492,129 S \* 6/2004 Noll ..... D6/344  
D496,800 S \* 10/2004 Pauschitz ..... D6/347  
7,367,895 B2 \* 5/2008 Tseng ..... 472/118  
7,699,711 B2 \* 4/2010 Tseng ..... 472/125  
7,862,442 B2 \* 1/2011 Tseng ..... 472/118

\* cited by examiner

*Primary Examiner* — Mimoso De

(74) *Attorney, Agent, or Firm* — C. Brandon Browning;  
Maynard, Cooper & Gale, PC

(57) **CLAIM**

The ornamental design for a swing, as shown and described.

**DESCRIPTION**

FIG. 1 is a front perspective view of a swing in accordance with the present invention.

FIG. 2 is a side perspective view, with the curtains close more toward the center behind the seat.

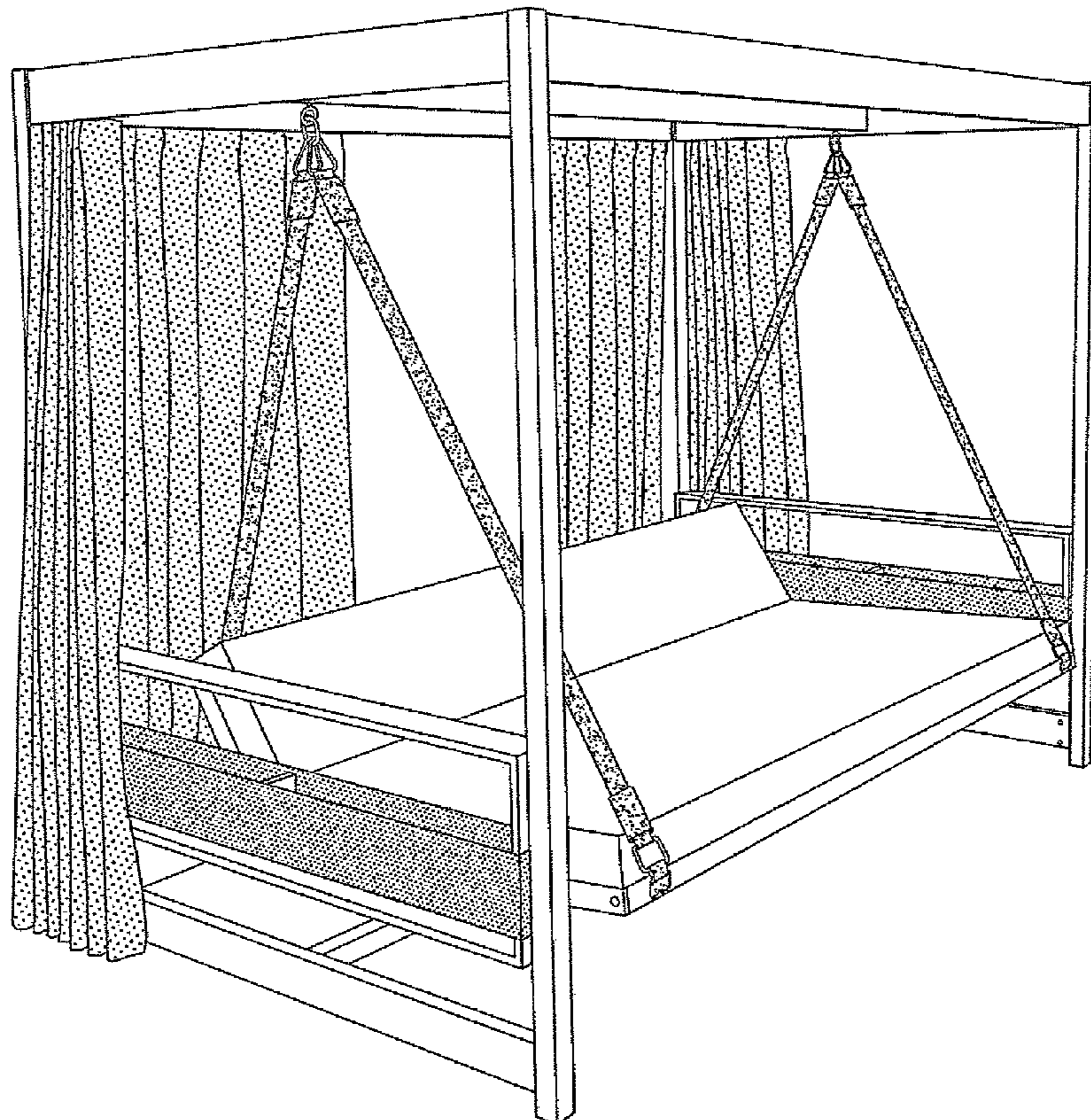
FIG. 3 is a front elevational view.

FIG. 4 is a rear elevational view.

FIG. 5 is a side elevational view, the side not shown being a mirror image of the side shown; and,

FIG. 6 is a top plan view.

**1 Claim, 6 Drawing Sheets**



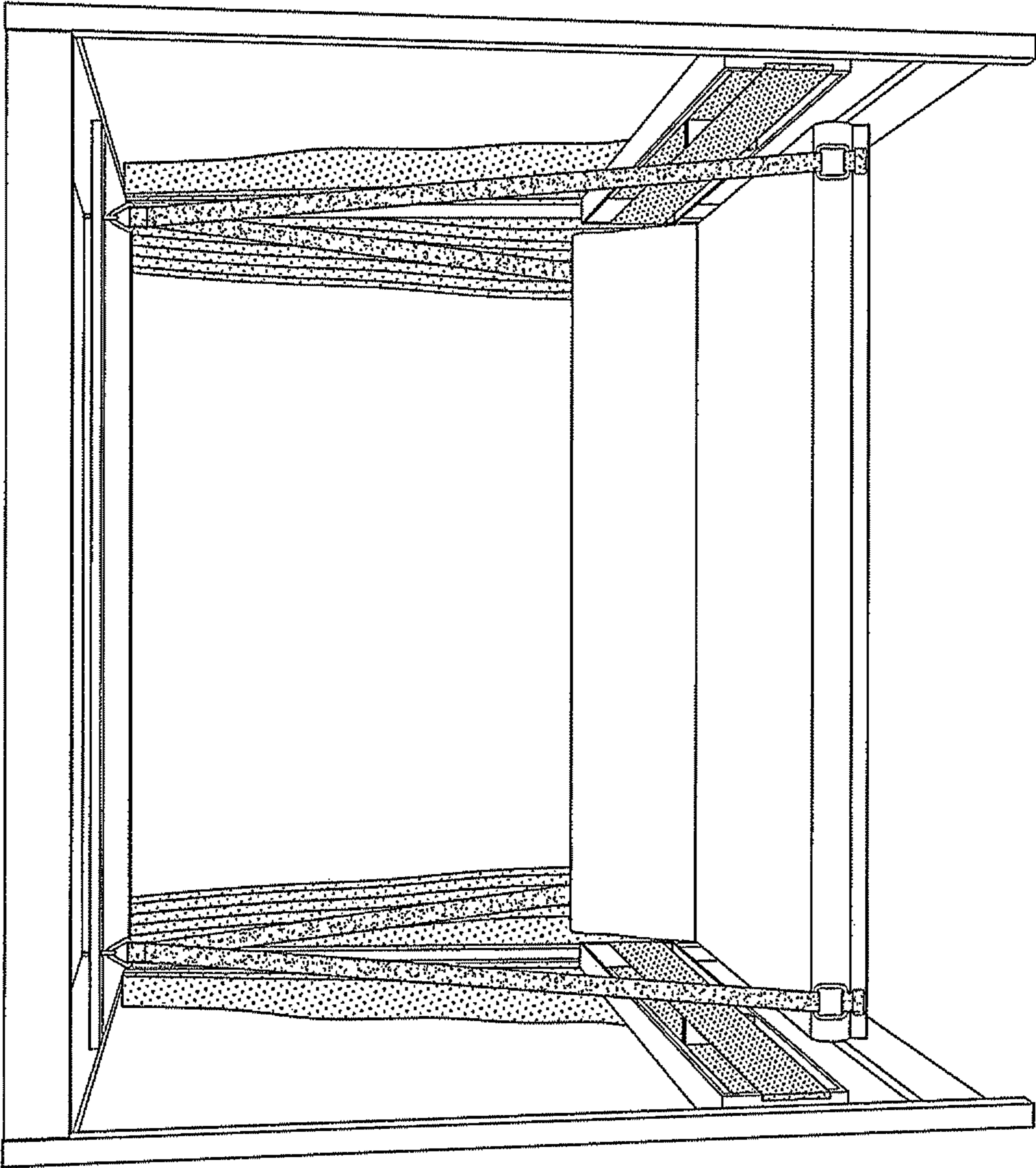


FIG. 1

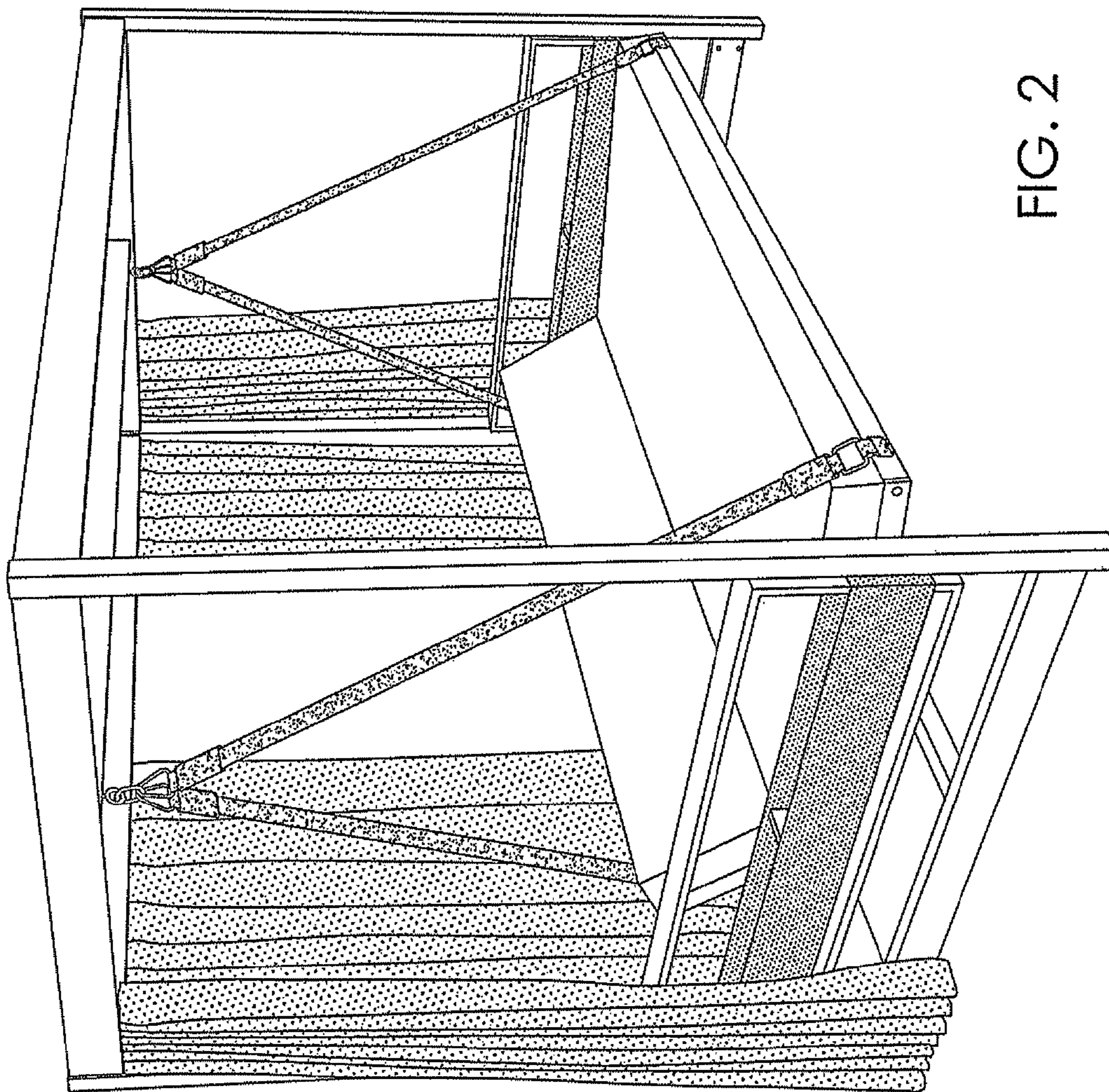


FIG. 2




FIG. 3




FIG. 4

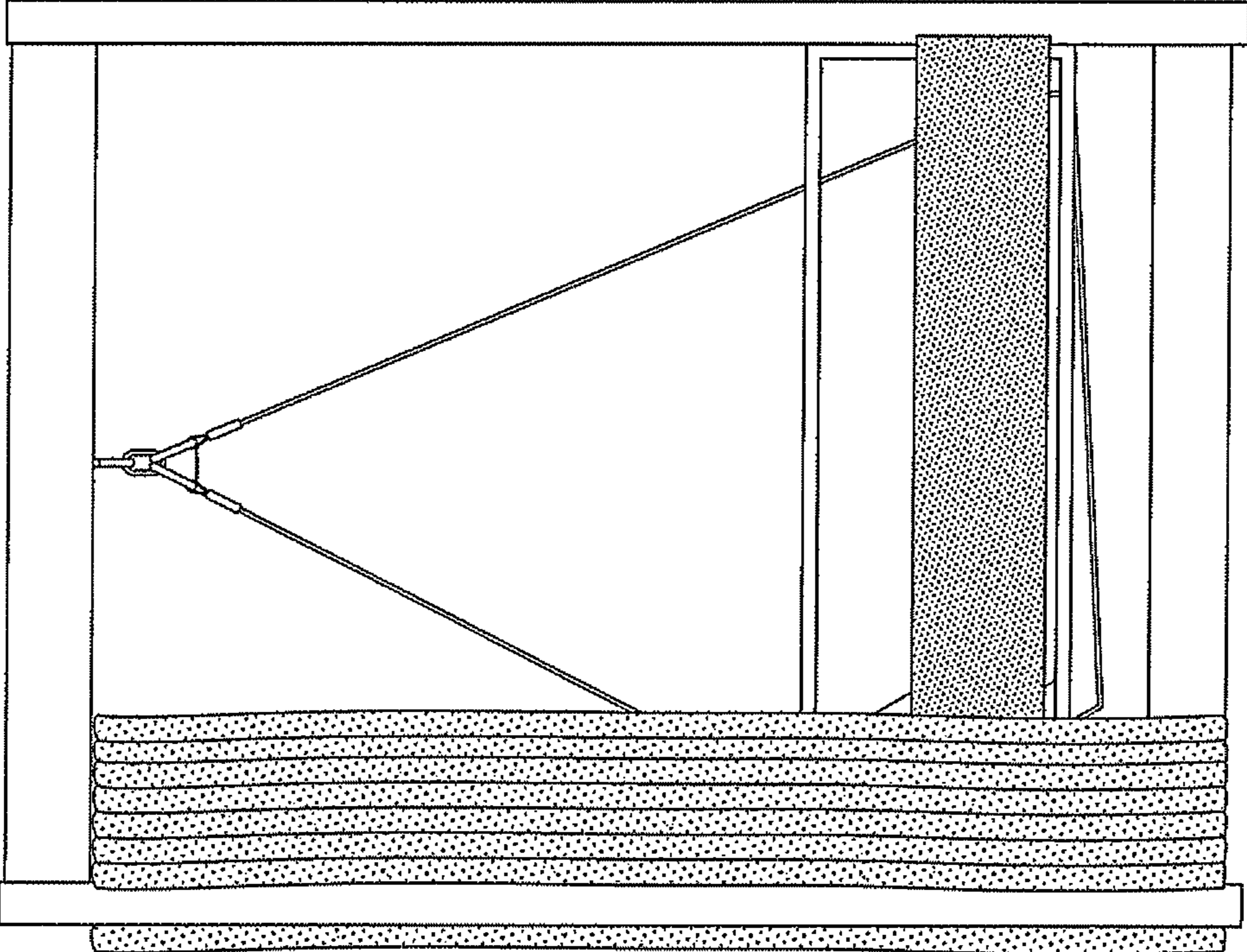


FIG. 5




FIG. 6