



US00D681334S

(12) **United States Design Patent**  
**Goodell**

(10) **Patent No.:** **US D681,334 S**  
(45) **Date of Patent:** **\*\* May 7, 2013**

(54) **STACK OF BASKETS AND SIGN**

(76) Inventor: **Donald Philip Goodell**, La Vergne, TN  
(US)

(\*\*) Term: **14 Years**

(21) Appl. No.: **29/390,896**

(22) Filed: **Apr. 29, 2011**

(51) **LOC (9) Cl.** ..... **03-01**

(52) **U.S. Cl.**  
USPC ..... **D3/312**

(58) **Field of Classification Search** ..... D3/309-312,  
D3/315; D34/40-46; D9/424-425, 427,  
D9/429; 206/203, 503, 506, 510; 220/23.6;  
D32/37

See application file for complete search history.

(56) **References Cited**

**U.S. PATENT DOCUMENTS**

D180,617 S 7/1957 Patterson  
D213,151 S 1/1969 Groth

(Continued)

**OTHER PUBLICATIONS**

U.S. Trademark App. No. 75/723,157 for the design and configuration of a basket, filed on Jun. 7, 1999 and asserting a date of first use of Oct. 1, 1996, with specimen as filed.

(Continued)

*Primary Examiner* — Kelley Donnelly

(74) *Attorney, Agent, or Firm* — Smith Gambrell & Russell LLP

(57) **CLAIM**

The ornamental design for a stack of baskets and sign, as shown and described.

**DESCRIPTION**

FIG. 1 is a front side perspective view of the stack of baskets and sign;

FIG. 2 is a first side view of the stack of baskets and sign; FIG. 3 is a second side view of the stack of baskets and sign; FIG. 4 is a front view of the stack of baskets and sign; FIG. 5 is a rear view of the stack of baskets and sign; FIG. 6 is a top view of the stack of baskets and sign; FIG. 7 is a bottom view of the stack of baskets and sign; FIG. 8 is an enlarged front perspective view of the bottom baskets of FIG. 1; FIG. 9 is an enlarged side view of the bottom baskets of FIG. 2, the opposite side view being a mirror image thereof; FIG. 10 is an enlarged front view of the bottom baskets of FIG. 4; FIG. 11 is an enlarged rear view of the bottom baskets of FIG. 5.

FIG. 12 is a magnified top view of the stack of baskets shown in FIG. 6;

FIG. 13 is a magnified bottom view of the stack of baskets shown in FIG. 7;

FIG. 14 is a front side perspective view of the stack of baskets and sign with the rack not illustrated to avoid in obscuring the design;

FIG. 15 is a first side view of the stack of baskets and sign shown in FIG. 14;

FIG. 16 is a second side view of the stack of baskets and sign shown in FIG. 14;

FIG. 17 is a front view of the stack of baskets and sign shown in FIG. 14;


FIG. 18 is a rear view of the stack of baskets and sign shown in FIG. 14;

FIG. 19 is a top view of the stack of baskets and sign shown in FIG. 14; and,

FIG. 20 is a bottom view of the stack of baskets and sign shown in FIG. 14.

The broken lines shown in FIGS. 1-13 are for the purpose of illustrating the rack surrounding the baskets and holding the sign, and form no part of the claimed design. The broken lines are removed from FIGS. 14-20 to verify that the drawings shown unblocked views of the stack of baskets.

**1 Claim, 11 Drawing Sheets**



# US D681,334 S

Page 2

## U.S. PATENT DOCUMENTS

D218,722 S 9/1970 Vaccaro  
3,547,309 A 12/1970 Pusey et al.  
D229,383 S 11/1973 Rollins, Jr.  
D240,297 S 6/1976 Trubiano  
D242,660 S 12/1976 Astle  
D269,218 S 5/1983 Berman  
D276,281 S 11/1984 Landgren  
D282,499 S 2/1986 Alstrom  
D282,797 S 3/1986 Dixon  
D283,457 S 4/1986 Smith  
D290,179 S 6/1987 Peltola  
D291,164 S 8/1987 Luyk et al.  
D295,931 S 5/1988 Bezzerides  
D326,552 S 5/1992 Goodell  
D331,135 S 11/1992 Lewandowski et al.  
D347,098 S 5/1994 Hummel et al.  
D350,423 S \* 9/1994 Craft et al. .... D32/37  
D358,727 S 5/1995 Dickinson et al.  
D359,850 S \* 7/1995 Staubitz et al. .... D3/314  
D364,961 S 12/1995 Rehrig  
D365,904 S 1/1996 Adamson  
D367,348 S 2/1996 Basharat  
D379,834 S 6/1997 Huang  
D382,999 S 9/1997 Rehrig  
D384,815 S 10/1997 Rehrig  
D386,873 S 11/1997 D'Estaintot et al.  
5,715,968 A 2/1998 Fink et al.  
D395,362 S 6/1998 Fink et al.  
D397,250 S 8/1998 Fink et al.

D399,625 S 10/1998 Murphy et al.  
D401,065 S 11/1998 Peltola  
D407,882 S 4/1999 Duchene  
D416,683 S 11/1999 Lacy et al.  
6,039,205 A 3/2000 Flink  
D438,010 S 2/2001 Drury et al.  
D449,913 S 10/2001 Walter  
D452,055 S 12/2001 Van Holsteijn et al.  
D455,243 S 4/2002 Walter  
D459,077 S \* 6/2002 Krivulin ..... D3/307  
D471,713 S 3/2003 Speed  
D472,027 S 3/2003 Walter  
D493,932 S 8/2004 Prather et al.  
D495,529 S 9/2004 Goodell  
D497,253 S \* 10/2004 Alves ..... D3/309  
D546,018 S 7/2007 Goodell  
D550,912 S \* 9/2007 Kempske ..... D32/37  
D611,709 S \* 3/2010 Ceravolo ..... D3/304

## OTHER PUBLICATIONS

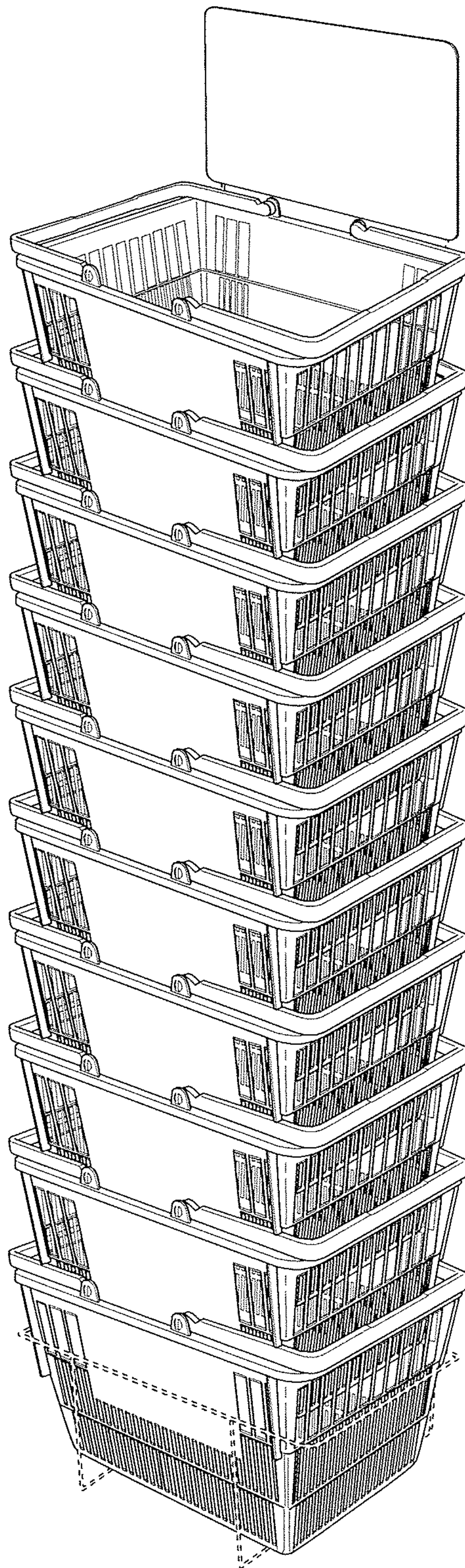
U.S. Trademark App. No. 75/673,002 for the configuration of a shopping basket with plastic handles, filed on Apr. 2, 1999 and asserting a date of first use of Jul. 1, 1989.

U.S. Trademark App. No. 77/067,039 for plastic hand-held baskets, filed on Dec. 19, 2006 and asserting a date of first use of Jul. 1989, with specimens as filed.

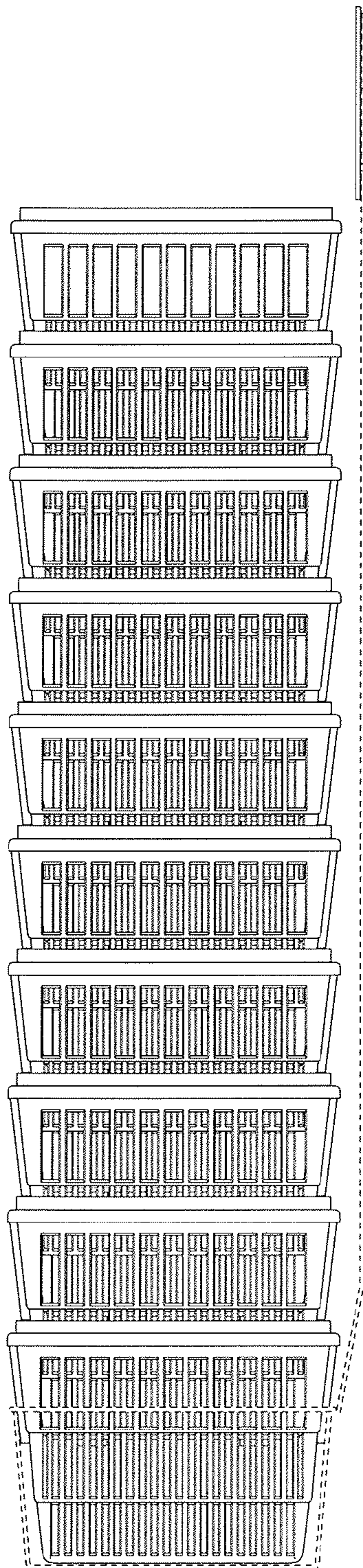
\* cited by examiner



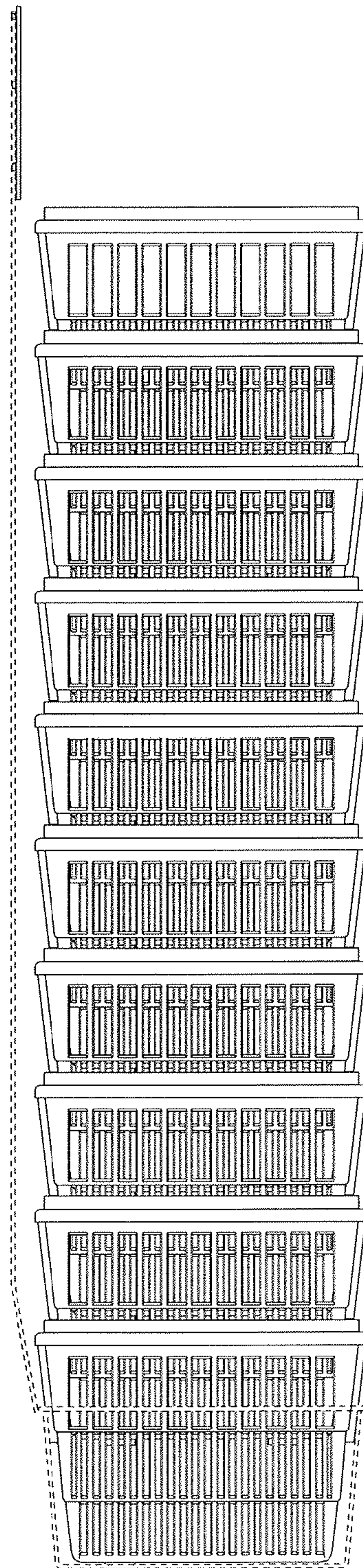
FIG. 1







**FIG. 2**



**FIG. 3**






FIG. 4




FIG. 5

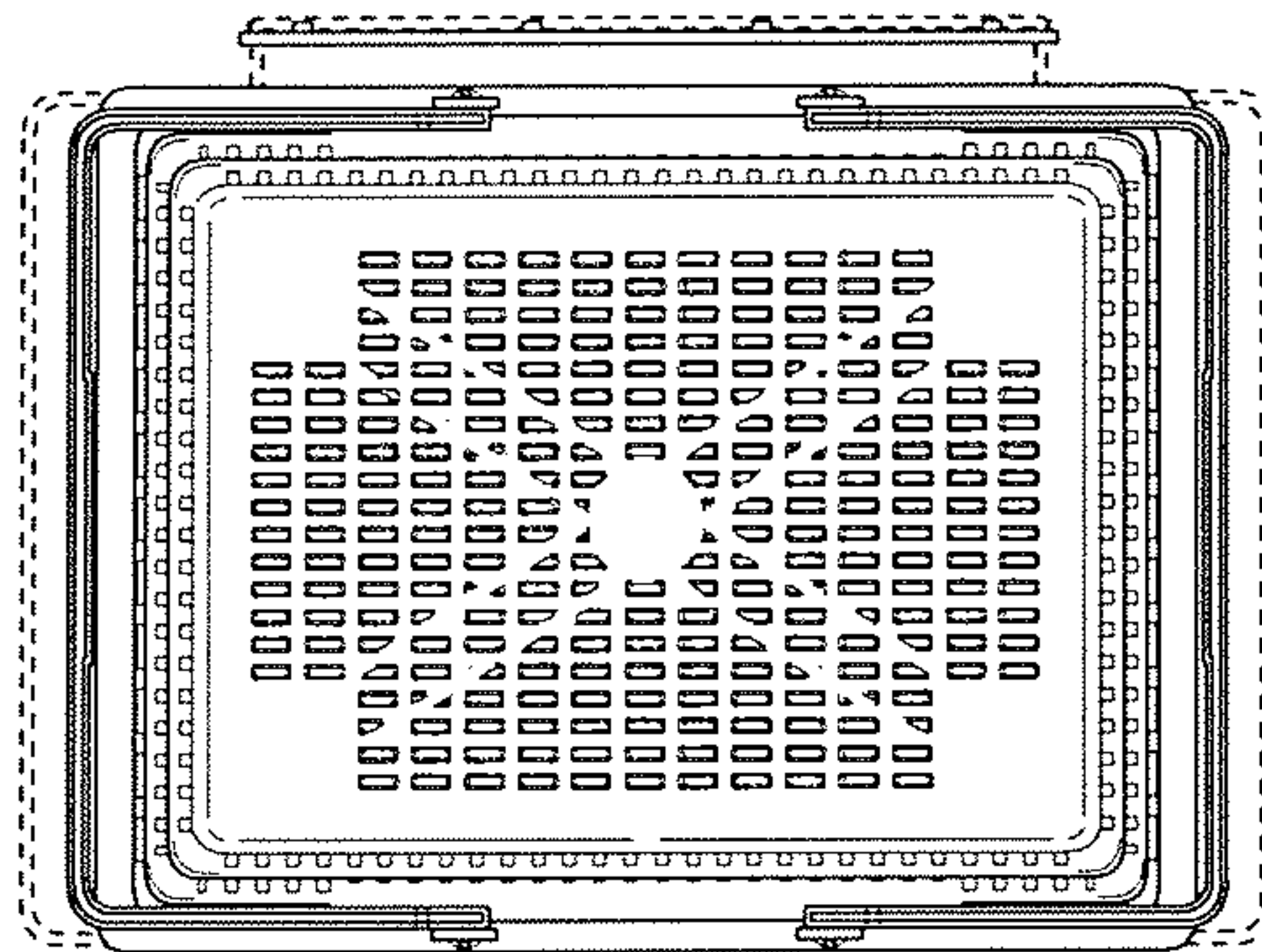


FIG. 6

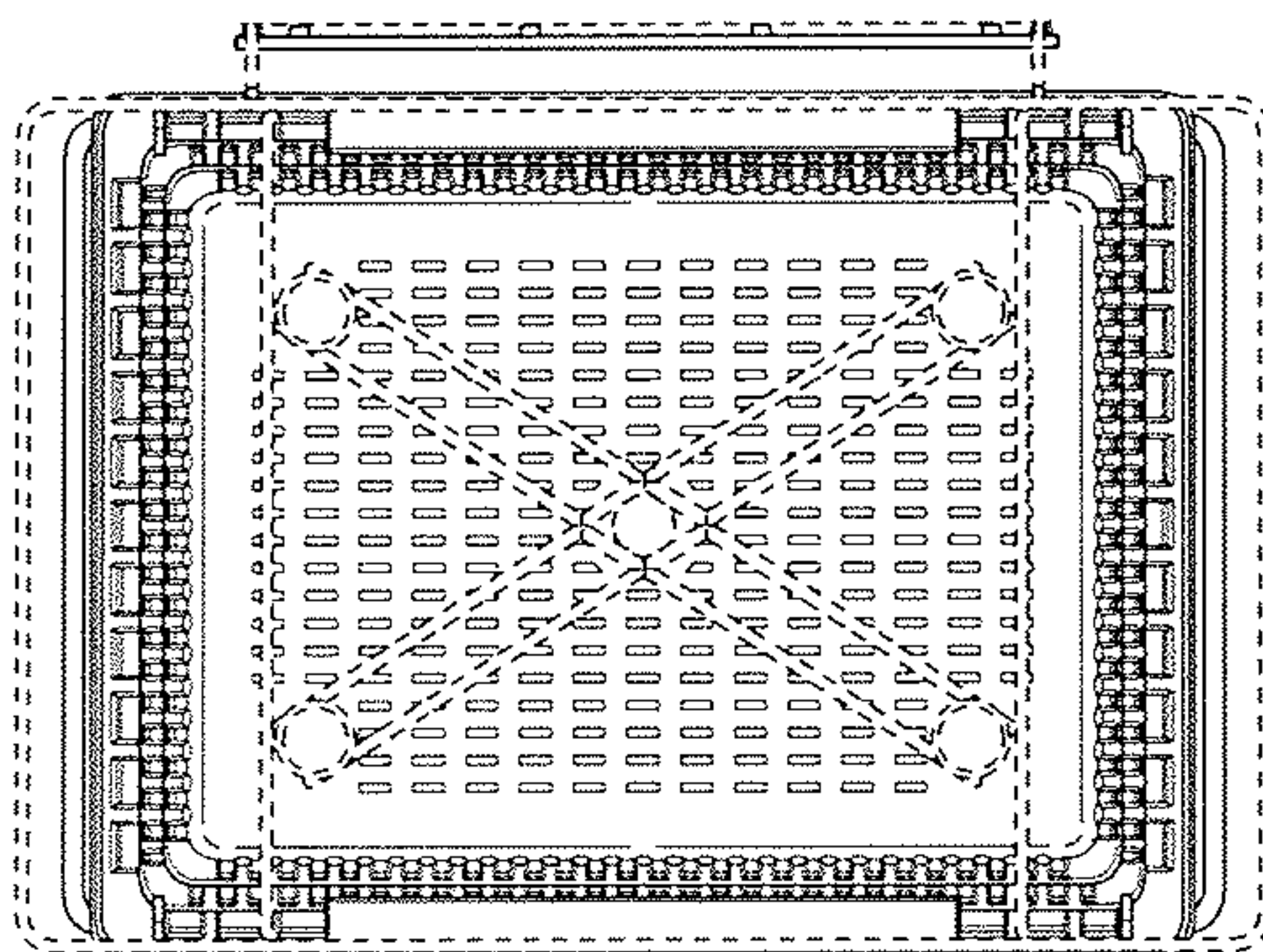
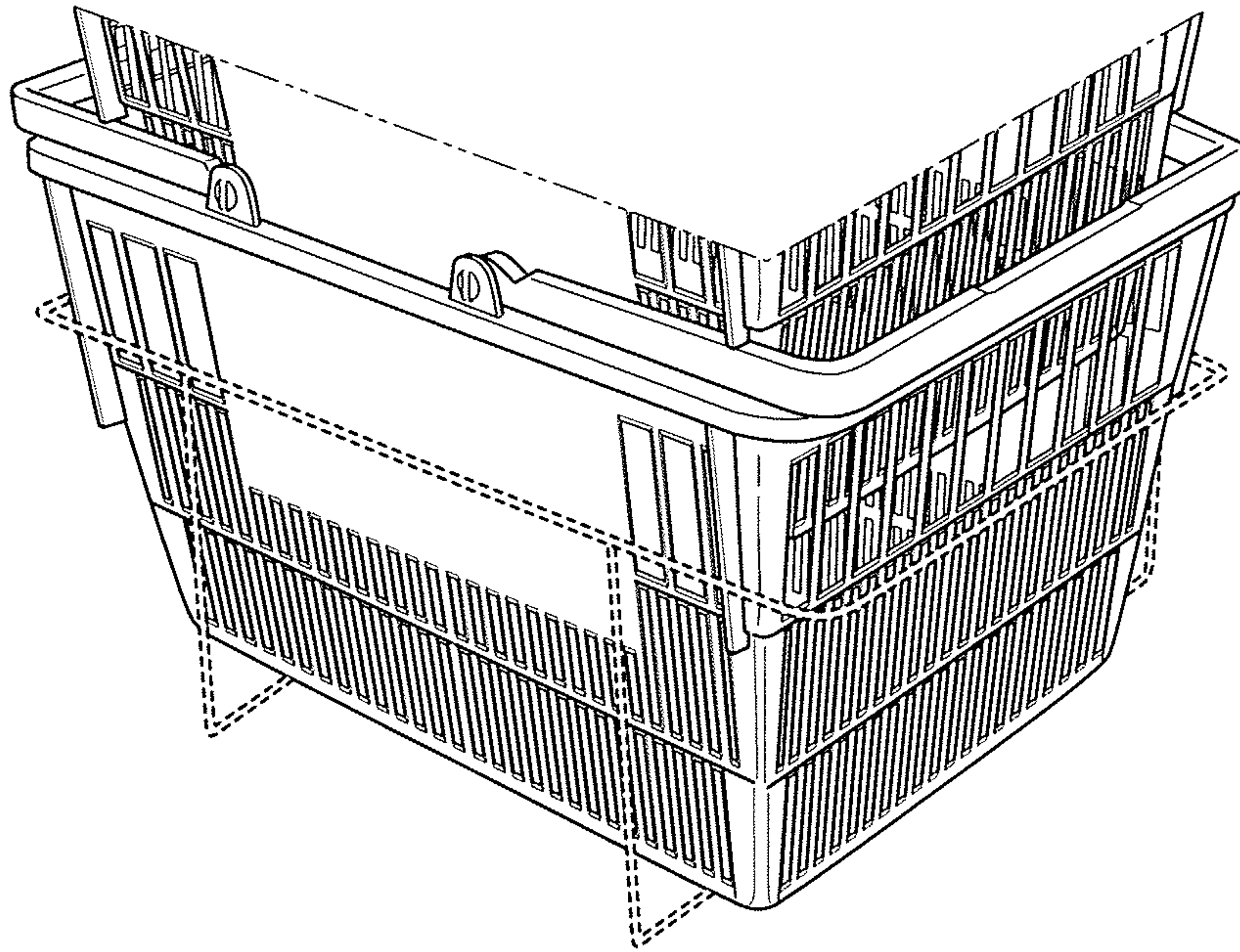
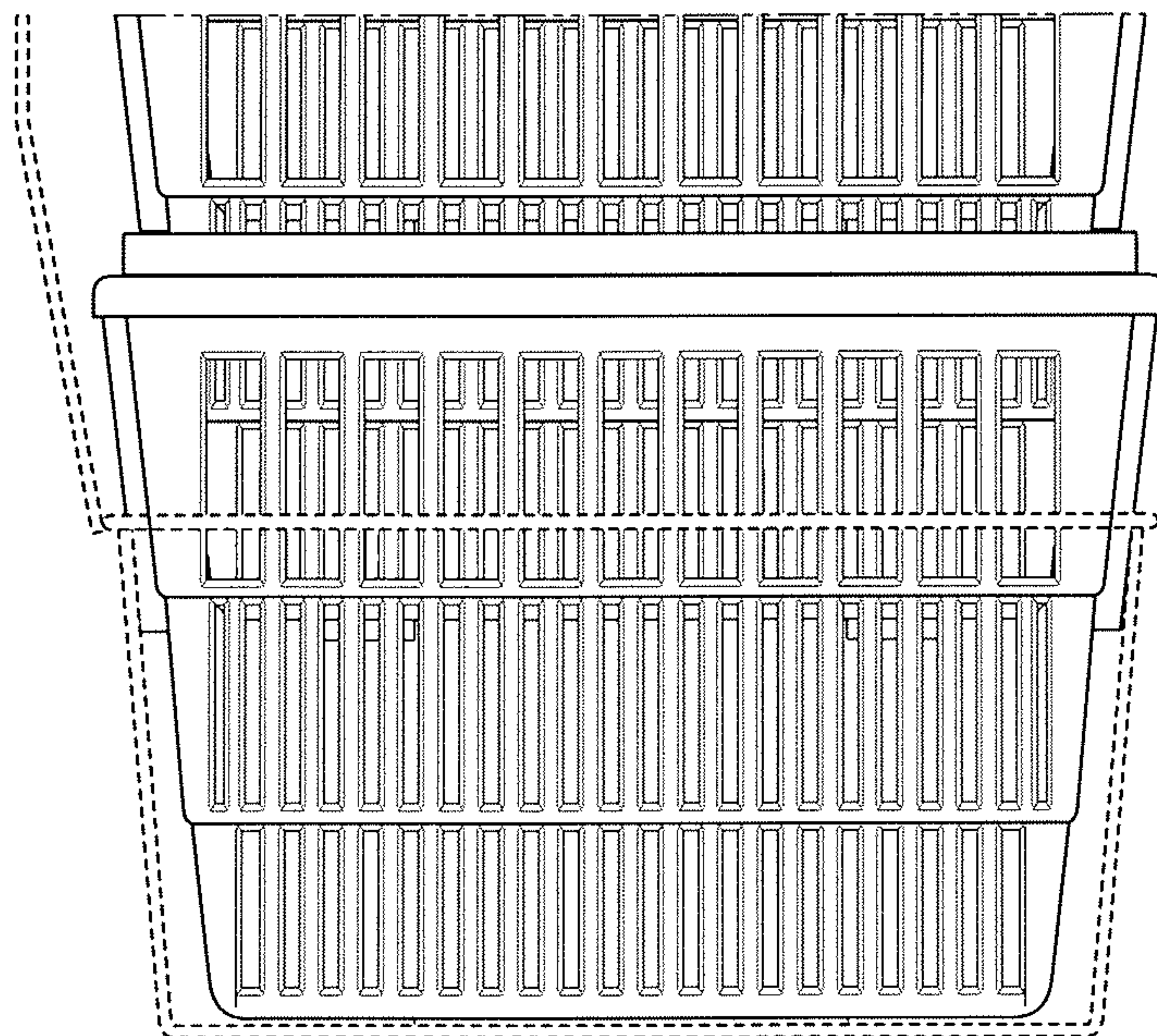


FIG. 7






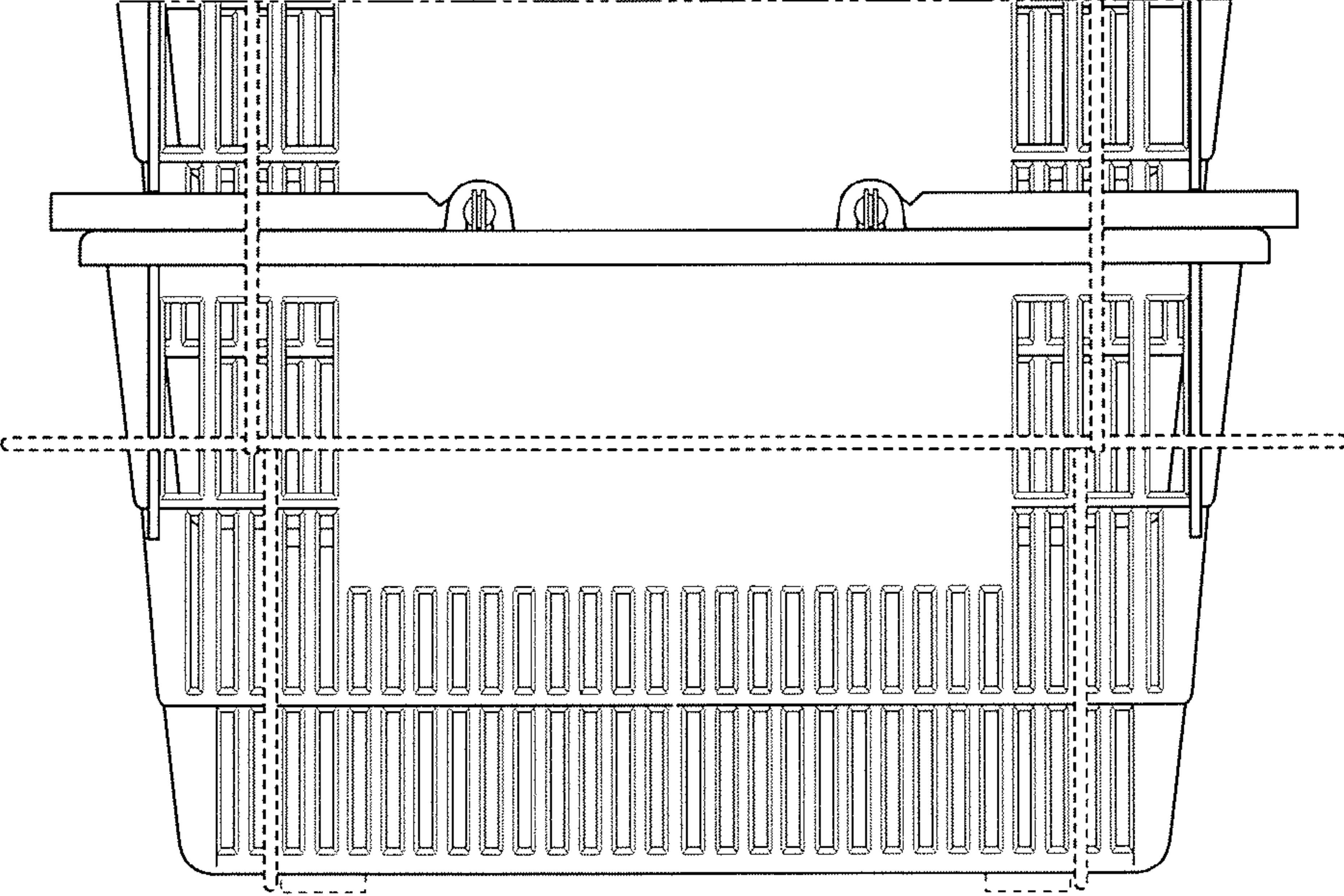
**FIG. 8**



**FIG. 9**



**FIG. 10**



**FIG. 11**



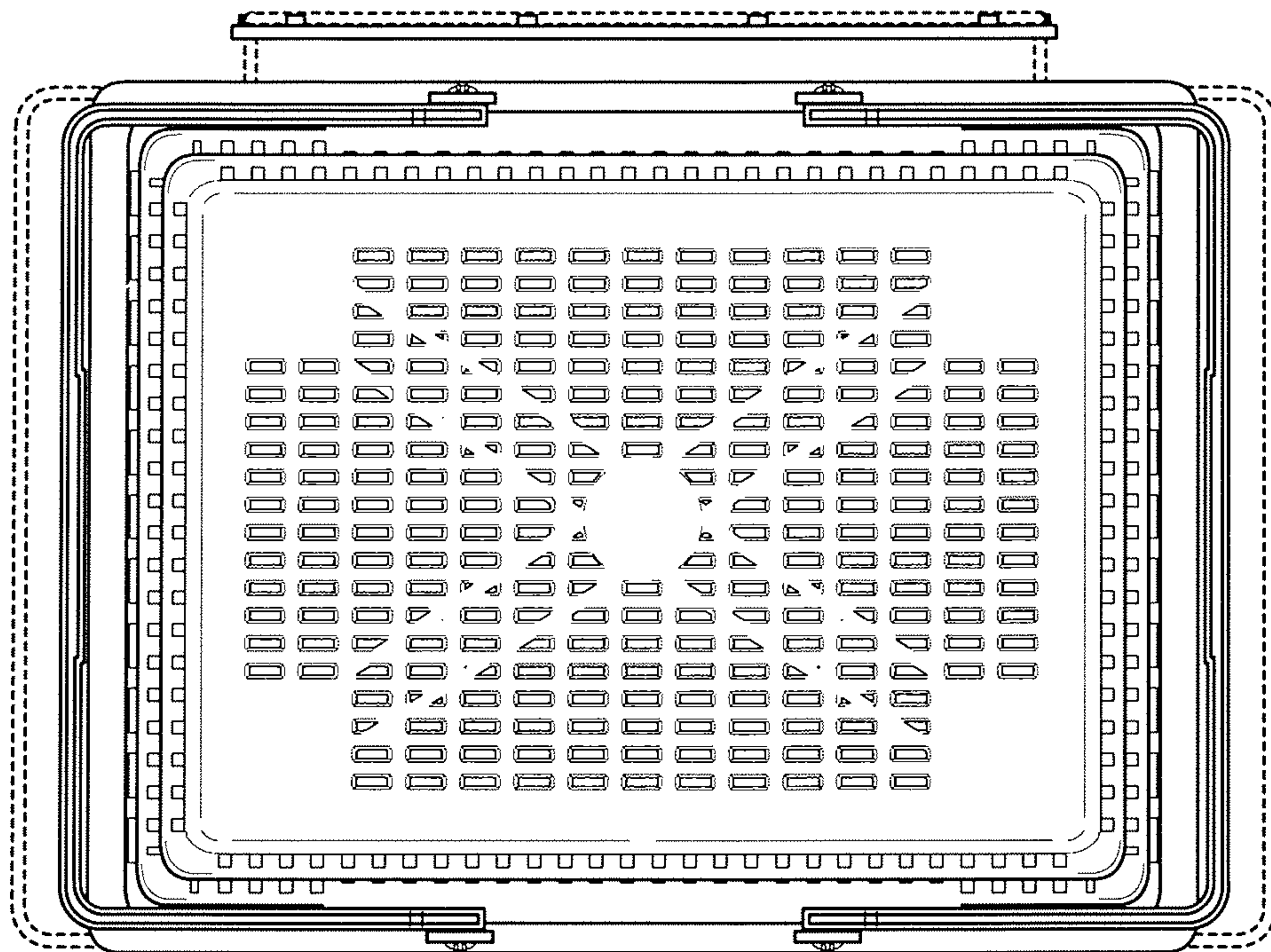


FIG. 12

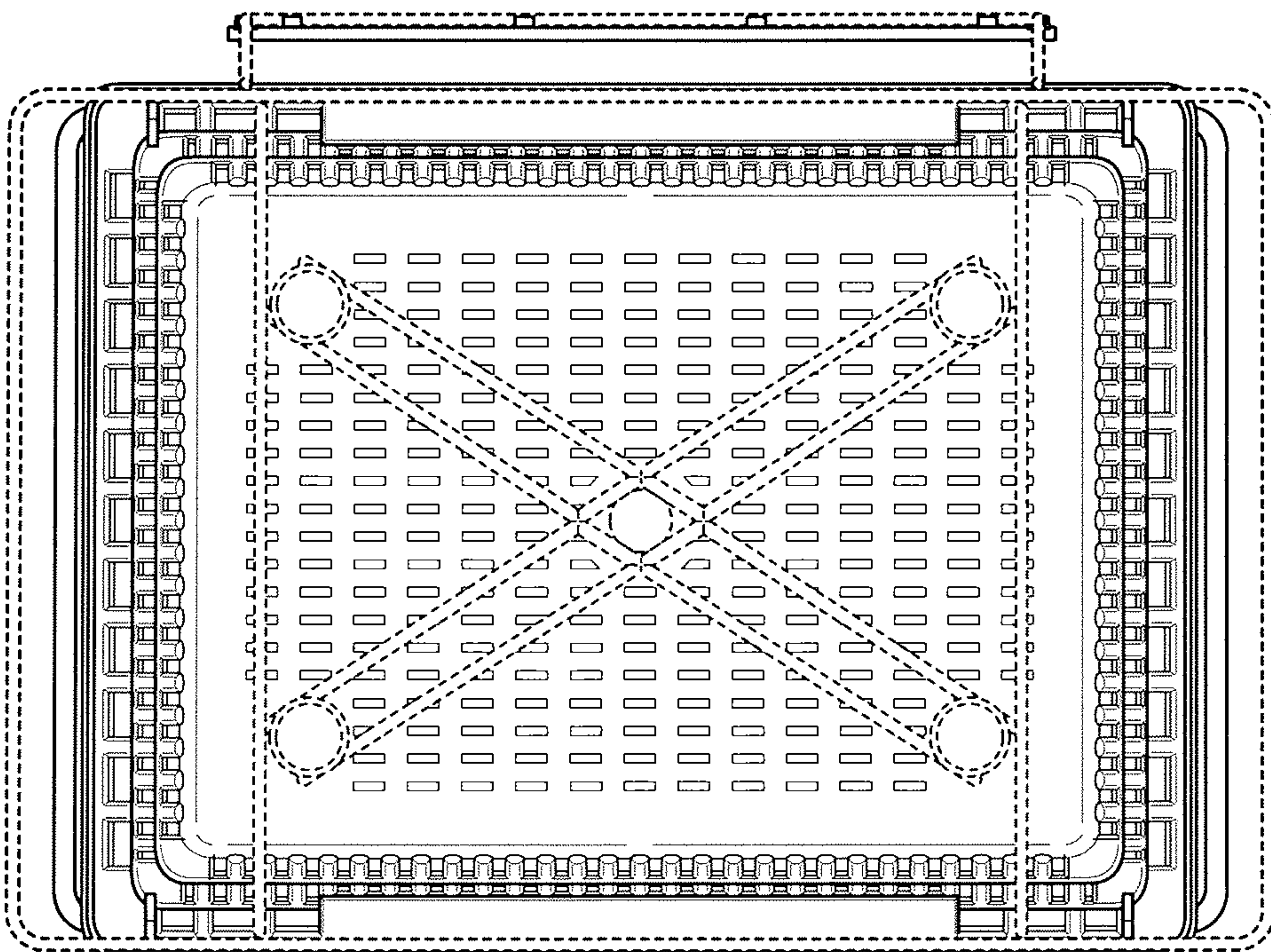
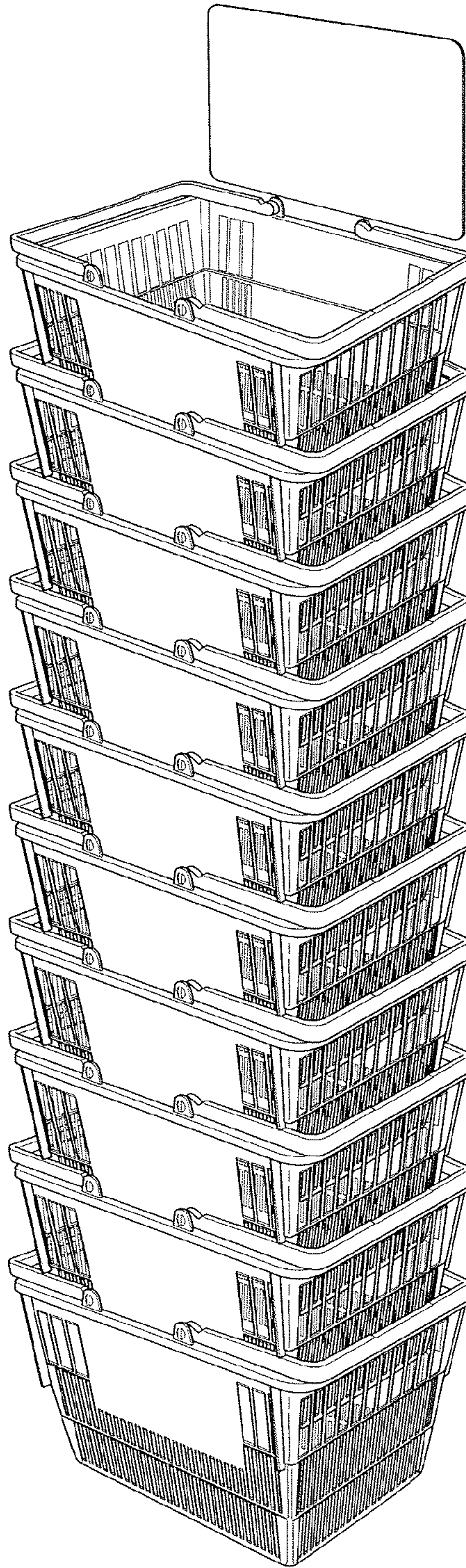


FIG. 13

FIG. 14





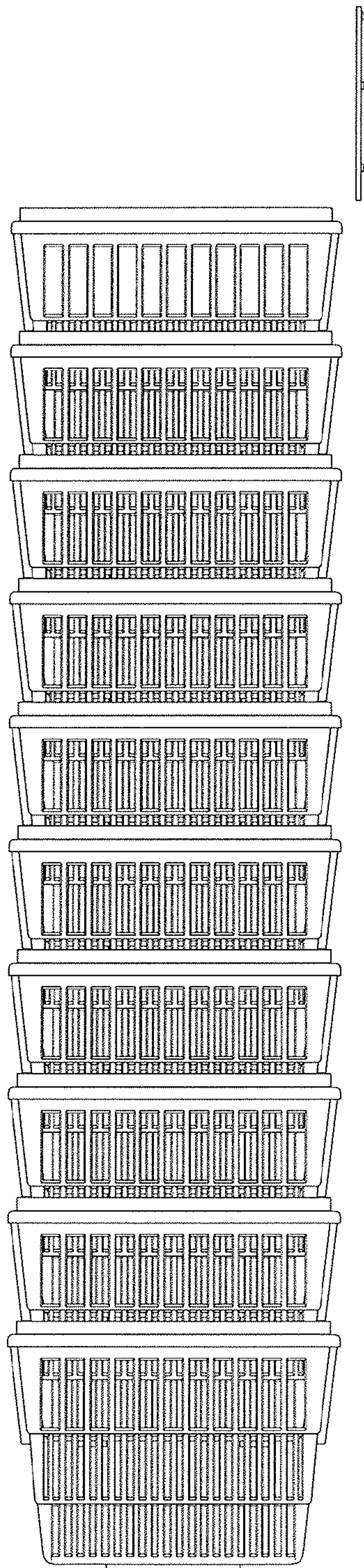


FIG. 15




FIG. 16



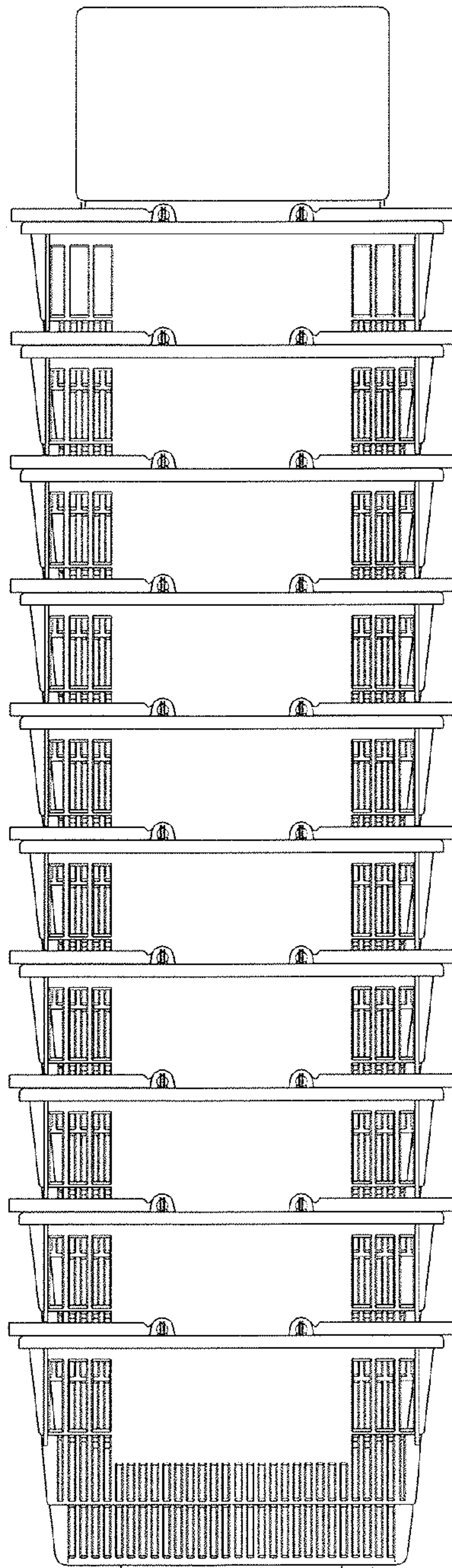


FIG. 17

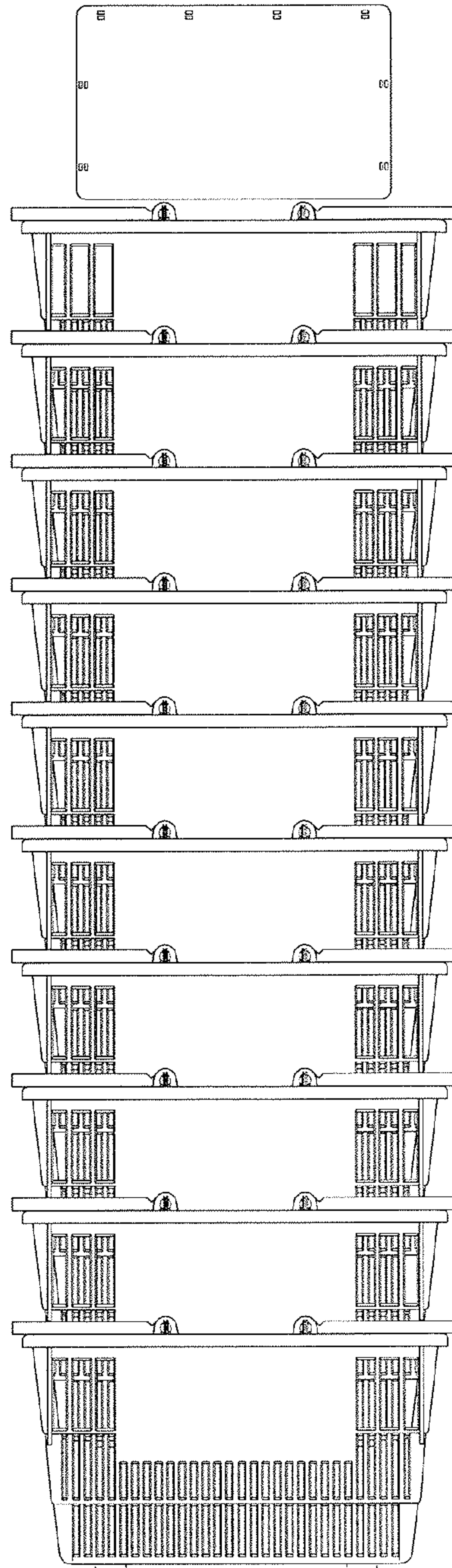


FIG. 18



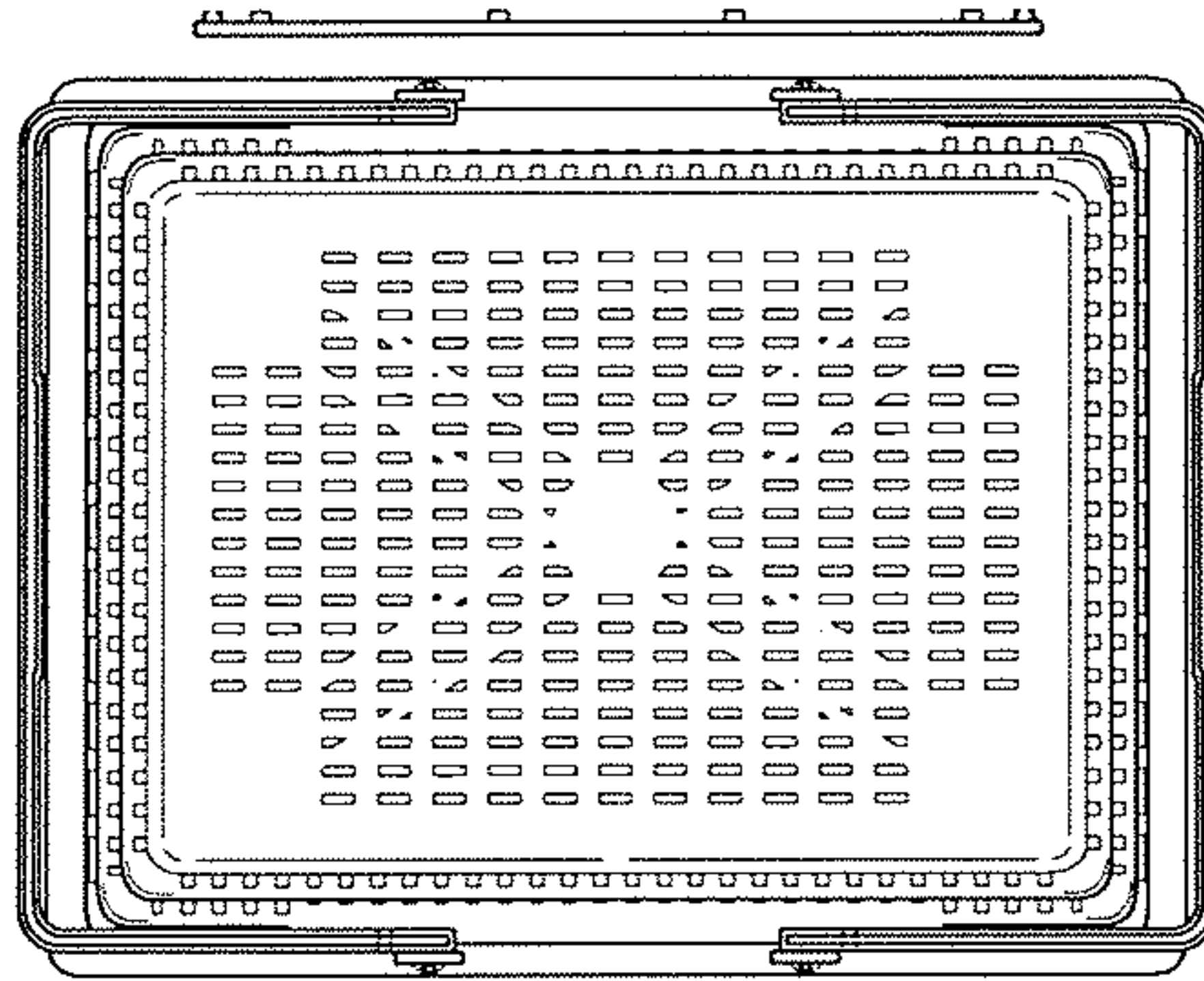


FIG. 19

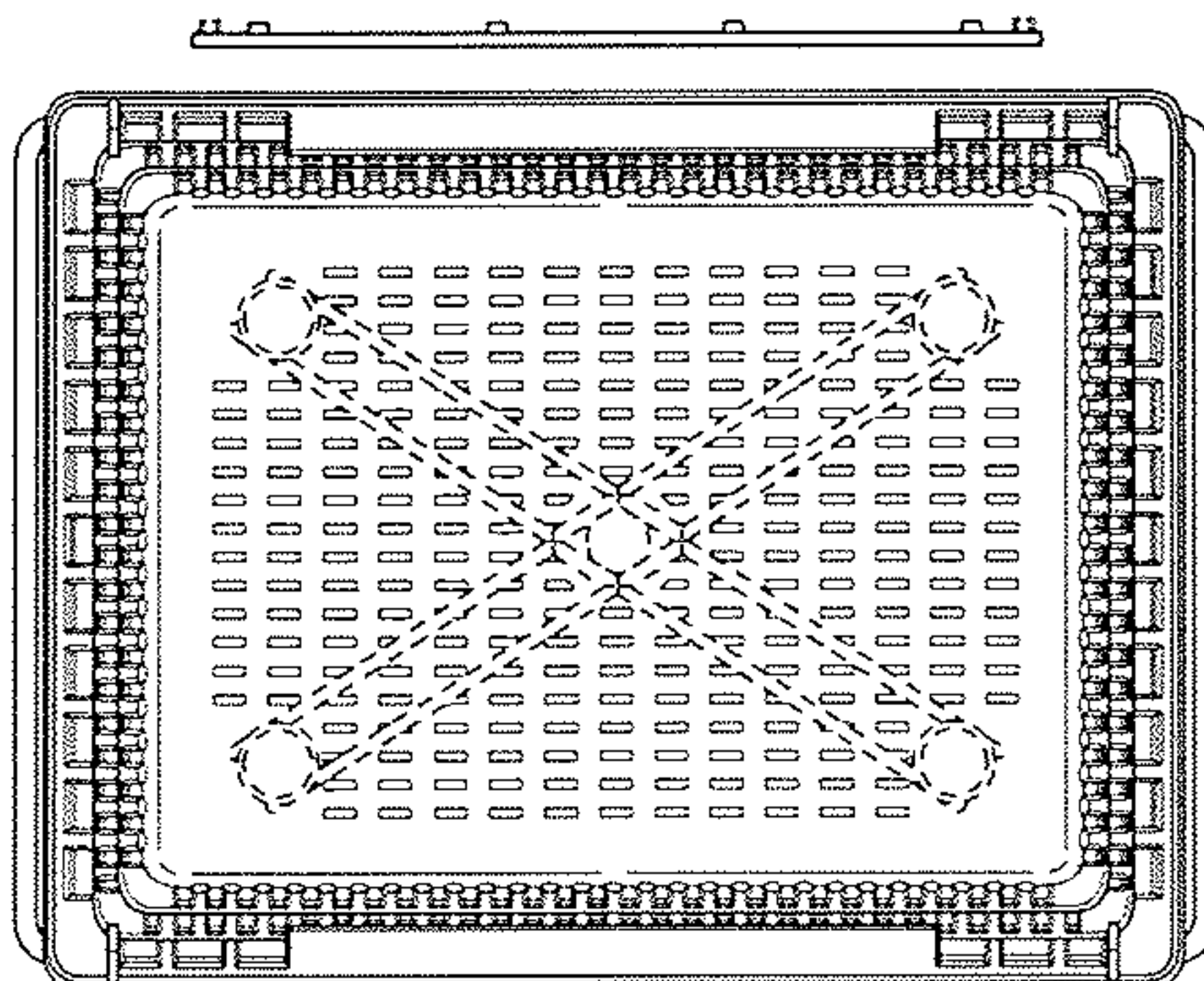


FIG. 20