



US00D681327S

(12) **United States Design Patent**  
**Lin**

(10) **Patent No.:** **US D681,327 S**

(45) **Date of Patent:** **\*\* May 7, 2013**

(54) **MOBILE PHONE PROTECTIVE CASE**

D626,746 S \* 11/2010 Roman ..... D3/269  
D628,799 S \* 12/2010 Andre et al. .... D3/269  
D670,910 S \* 11/2012 Lee et al. .... D3/269

(76) Inventor: **Chia-Yen Lin**, Dongguan (CN)

\* cited by examiner

(\*\*) Term: **14 Years**

*Primary Examiner* — Cynthia Ramirez

(21) Appl. No.: **29/425,422**

(74) *Attorney, Agent, or Firm* — C. G. Mersereau; Nikolai & Mersereau, P.A.

(22) Filed: **Jun. 22, 2012**

(51) **LOC (9) Cl.** ..... **03-01**

(57) **CLAIM**

(52) **U.S. Cl.**  
USPC ..... **D3/269**

The ornamental design for a mobile phone protective case, as shown.

(58) **Field of Classification Search** ..... D3/269,  
D3/201, 215, 218, 273, 294; D14/138 R,  
D14/203.3, 217, 218, 248, 250, 252, 253,  
D14/432, 496, 511; 206/5, 320, 305; 379/455  
See application file for complete search history.

**DESCRIPTION**

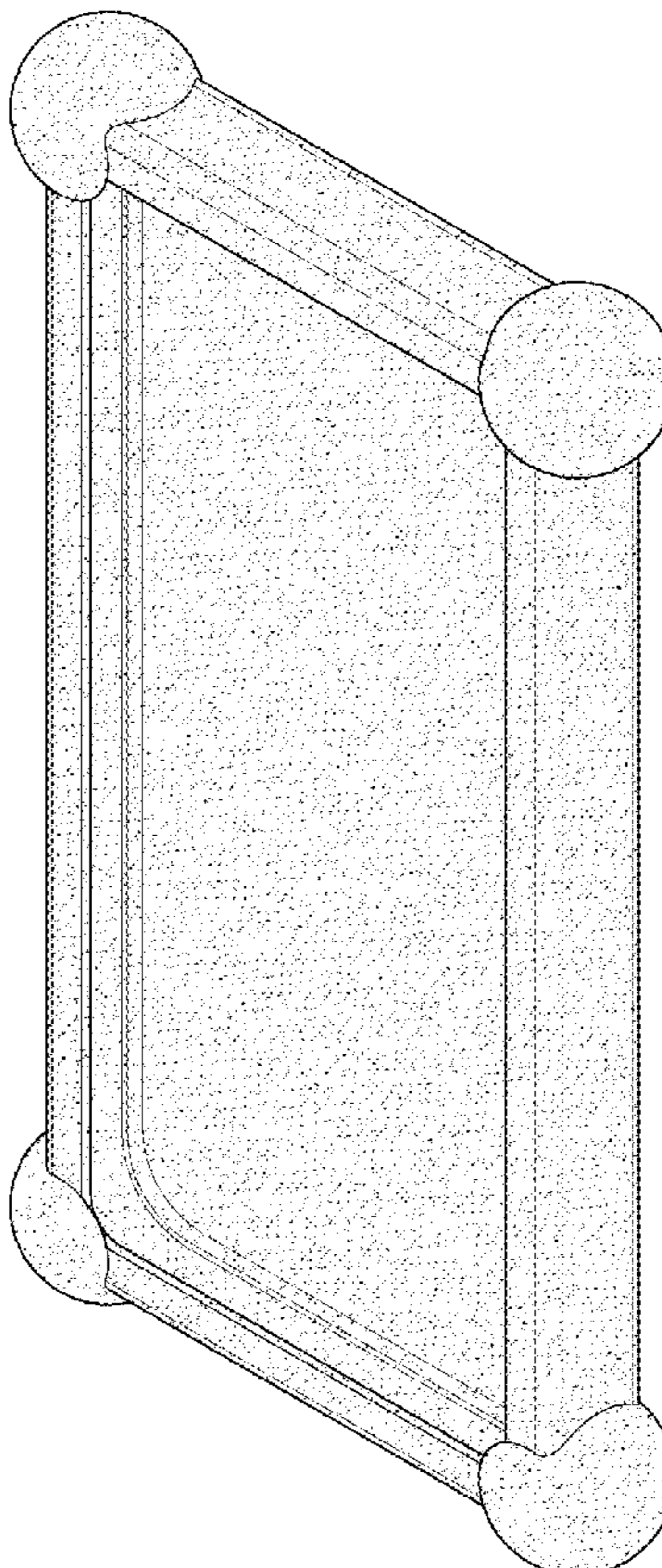
(56) **References Cited**

FIG. 1 is a perspective view of a mobile phone protective case showing my new design;  
FIG. 2 is a front view thereof;  
FIG. 3 is a rear view thereof;  
FIG. 4 is a left side view thereof;  
FIG. 5 is a right side view thereof;  
FIG. 6 is a top view thereof;  
FIG. 7 is a bottom view thereof; and,  
FIG. 8 is another perspective view thereof.

U.S. PATENT DOCUMENTS

D574,819 S \* 8/2008 Andre et al. .... D3/269  
D606,305 S \* 12/2009 Lee et al. .... D3/269  
D606,528 S \* 12/2009 Khan et al. .... D14/250  
D606,751 S \* 12/2009 Andre et al. .... D3/269  
D619,361 S \* 7/2010 Andre et al. .... D3/269

**1 Claim, 6 Drawing Sheets**



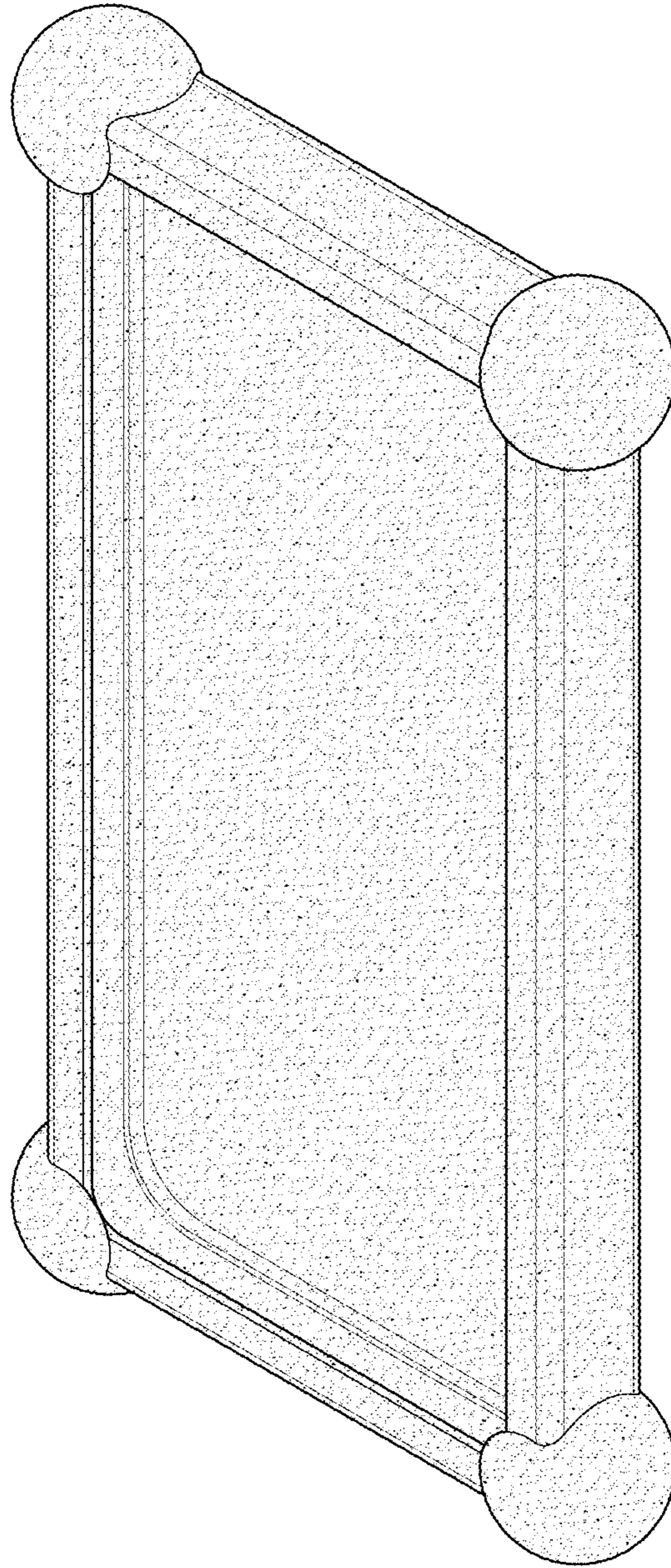


FIG. 1




FIG.2




FIG.3

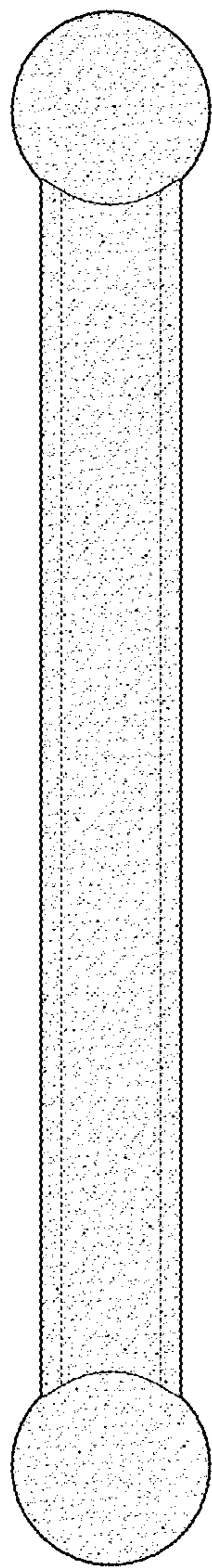


FIG. 4

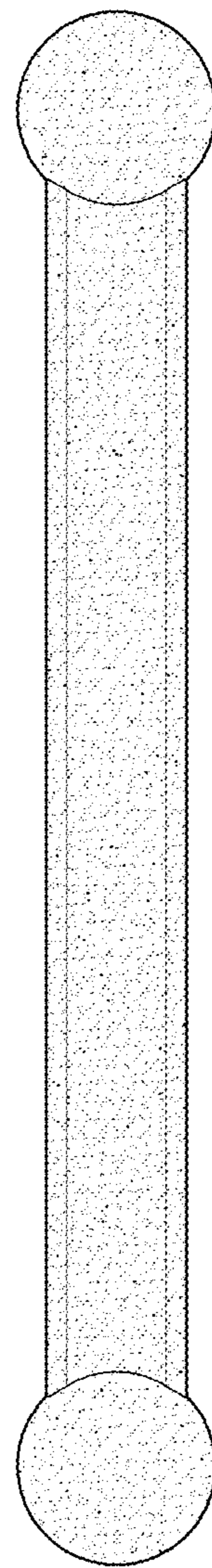


FIG. 5

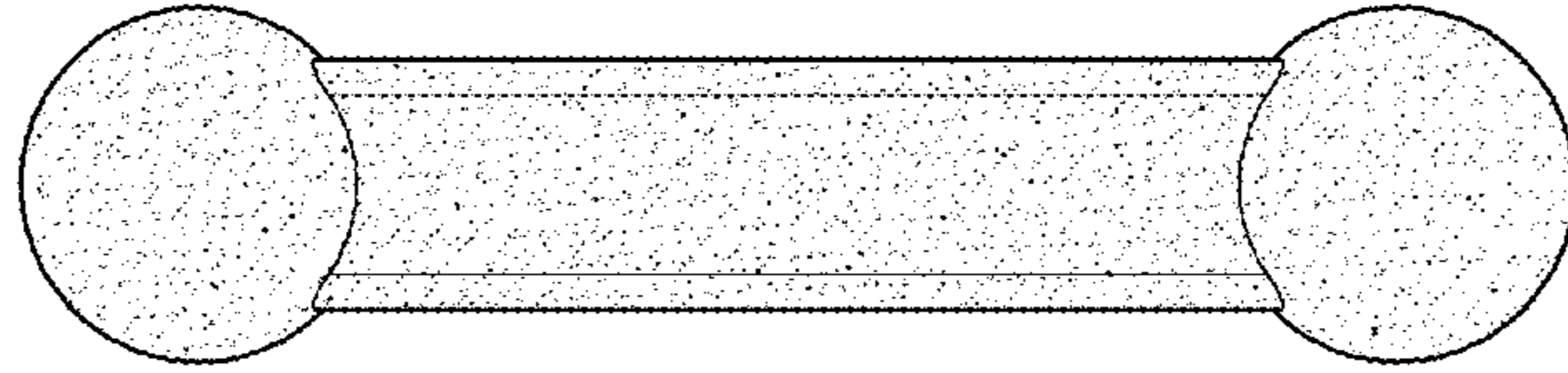


FIG. 6

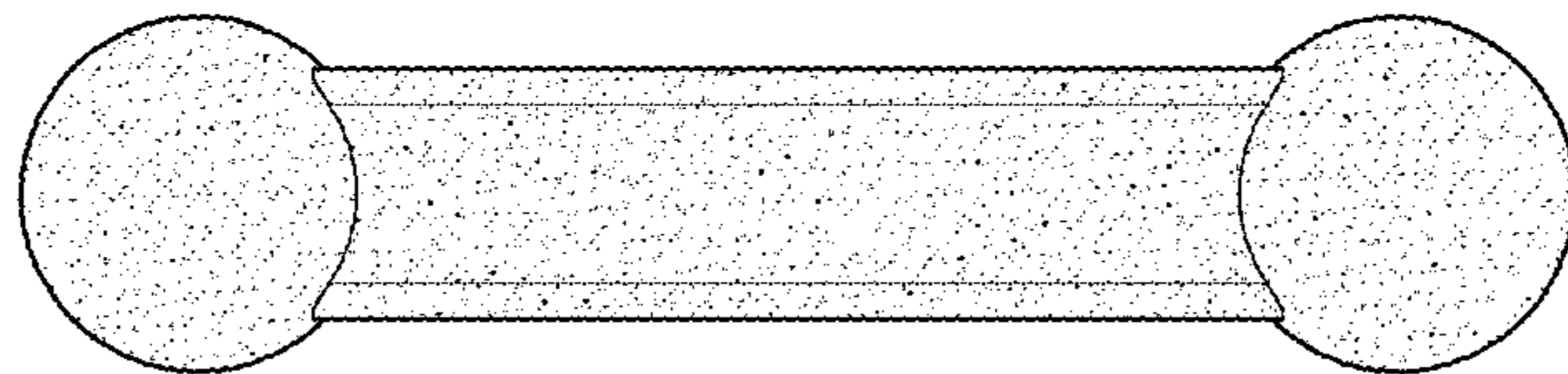


FIG. 7




FIG.8