



US00D681314S

(12) **United States Design Patent**
Dumain

(10) **Patent No.:** **US D681,314 S**

(45) **Date of Patent:** **** May 7, 2013**

(54) **SHOE**

(75) **Inventor:** **Steven A. Dumain**, Brooklyn, NY (US)

(73) **Assignee:** **Dumain & Associates, Inc.**, Pine Bush, NY (US)

(**) **Term:** **14 Years**

(21) **Appl. No.:** **29/399,867**

(22) **Filed:** **Aug. 19, 2011**

(51) **LOC (9) Cl.** **02-04**

(52) **U.S. Cl.**
USPC **D2/902**

(58) **Field of Classification Search** D2/896,
D2/902, 906, 909, 910, 911, 912, 925, 929,
D2/935, 943, 944, 947, 950, 951, 953, 960,
D2/969, 971-975, 977, 978; 36/83, 113,
36/114, 115, 126-131, 3 R, 3 A, 3 B, 25 R,
36/32 R, 34 A, 45, 50.1, 54, 57

See application file for complete search history.

(56) **References Cited**

U.S. PATENT DOCUMENTS

D83,854 S *	4/1931	Funk et al.	D2/897
1,952,628 A *	3/1934	MacDonald	36/4
D114,917 S *	5/1939	Cairns	D2/902
D117,330 S *	10/1939	Cairns	D2/902
D128,519 S *	7/1941	Hard	D2/902
D240,280 S *	6/1976	Senter	D2/902
D265,016 S *	6/1982	Haddox	D2/902
D271,633 S *	12/1983	Casetta	D2/902
D292,784 S *	11/1987	Autry	D2/902
D318,751 S *	8/1991	Logan	D2/902
D331,998 S *	12/1992	Carder	D2/902
D333,549 S *	3/1993	Schoening, Jr.	D2/935

D335,568 S *	5/1993	Kilgore	D2/902
D342,599 S *	12/1993	Luke	D2/902
D344,169 S *	2/1994	Brown et al.	D2/902
D355,524 S *	2/1995	Hatfield	D2/935
D410,961 S *	6/1999	George	D2/897
D410,962 S *	6/1999	Iwahashi	D2/902
D495,120 S *	8/2004	Lindsay	D2/897
D517,288 S *	3/2006	Hooker	D2/898
D581,139 S *	11/2008	Cohen	D2/897
D613,041 S *	4/2010	Thompson	D2/902
D634,519 S *	3/2011	Choi	D2/902
D634,520 S *	3/2011	Choi	D2/902
D639,030 S *	6/2011	Chionna	D2/902
D646,875 S *	10/2011	LaRusso	D2/969

* cited by examiner

Primary Examiner — Elizabeth J Oswecki

(74) *Attorney, Agent, or Firm* — Cooper & Dunham LLP

(57) **CLAIM**

I claim the ornamental design for a shoe, as shown and described.

DESCRIPTION

FIG. 1 is a front elevation view of a shoe showing my new design.

FIG. 2 is a rear elevational view thereof.

FIG. 3 is a top view thereof.

FIG. 4 is a left side elevational view thereof.

FIG. 5 is a right elevational view thereof.

FIG. 6 is a bottom view thereof; and,

FIG. 7 is a perspective view thereof.

The broken lines shown on the shoe represent thread stitching.

The other shoe of the pair is the reverse image of the shoe shown.

1 Claim, 7 Drawing Sheets



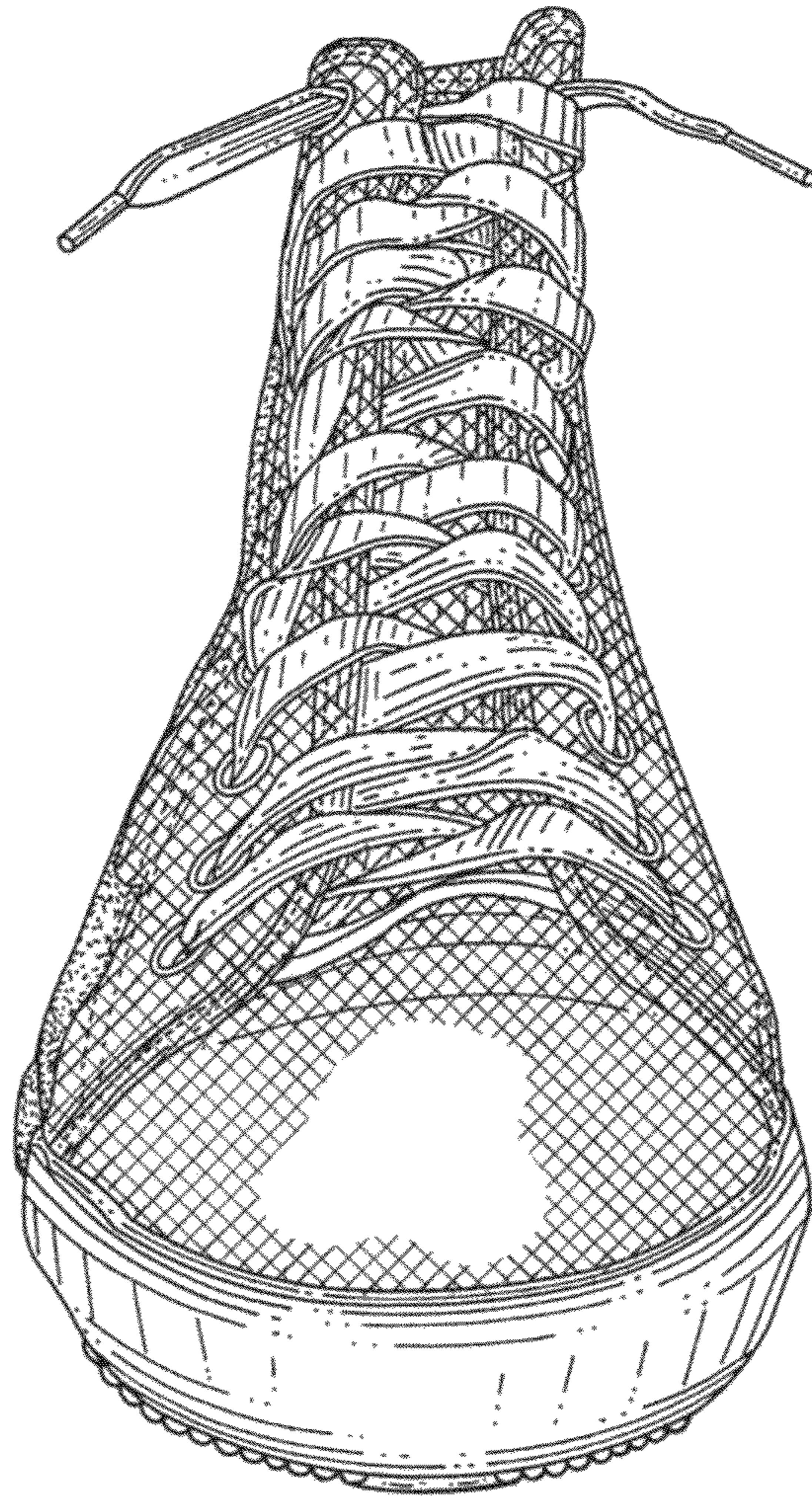


FIG. 1

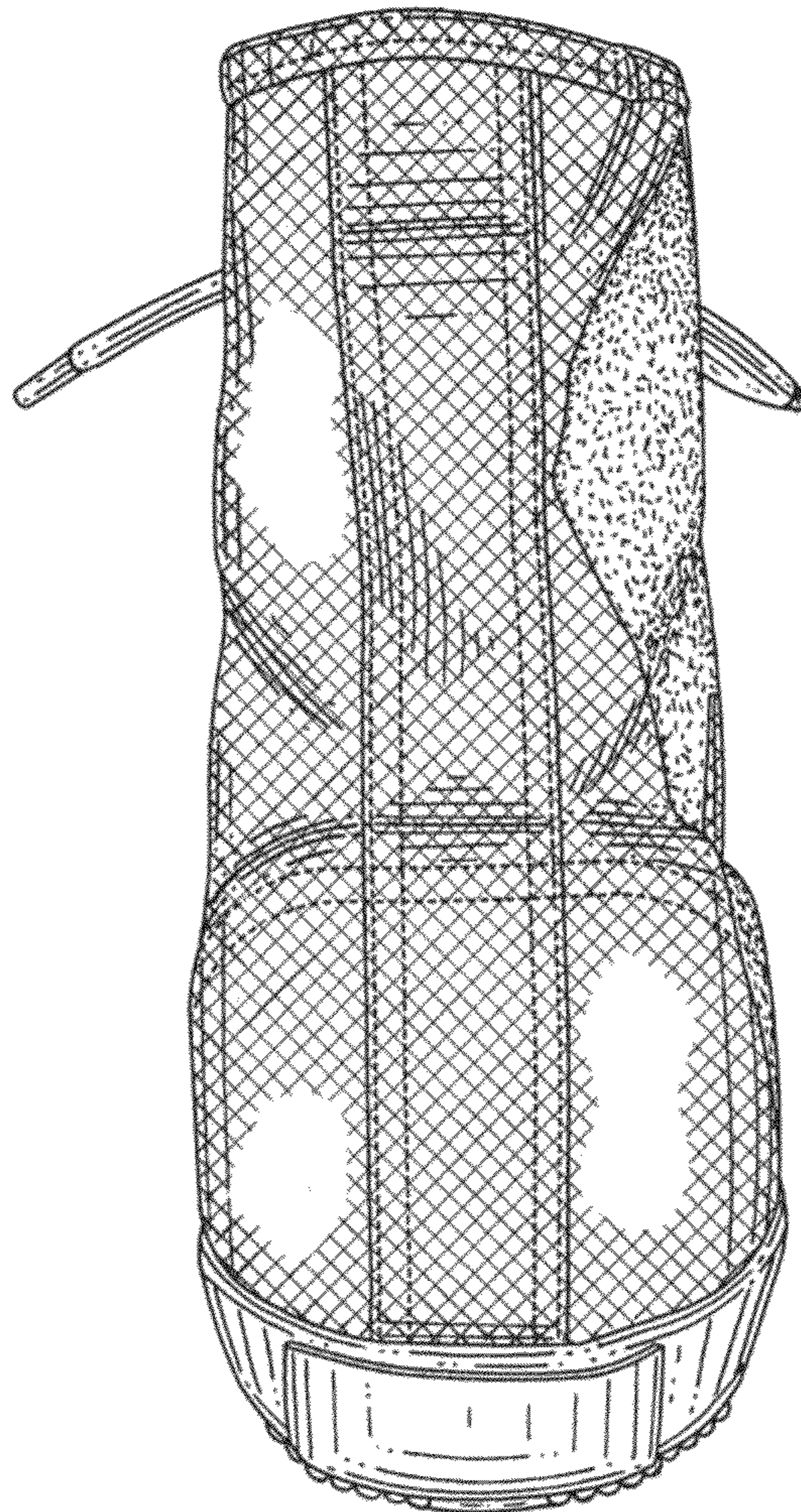


FIG. 2

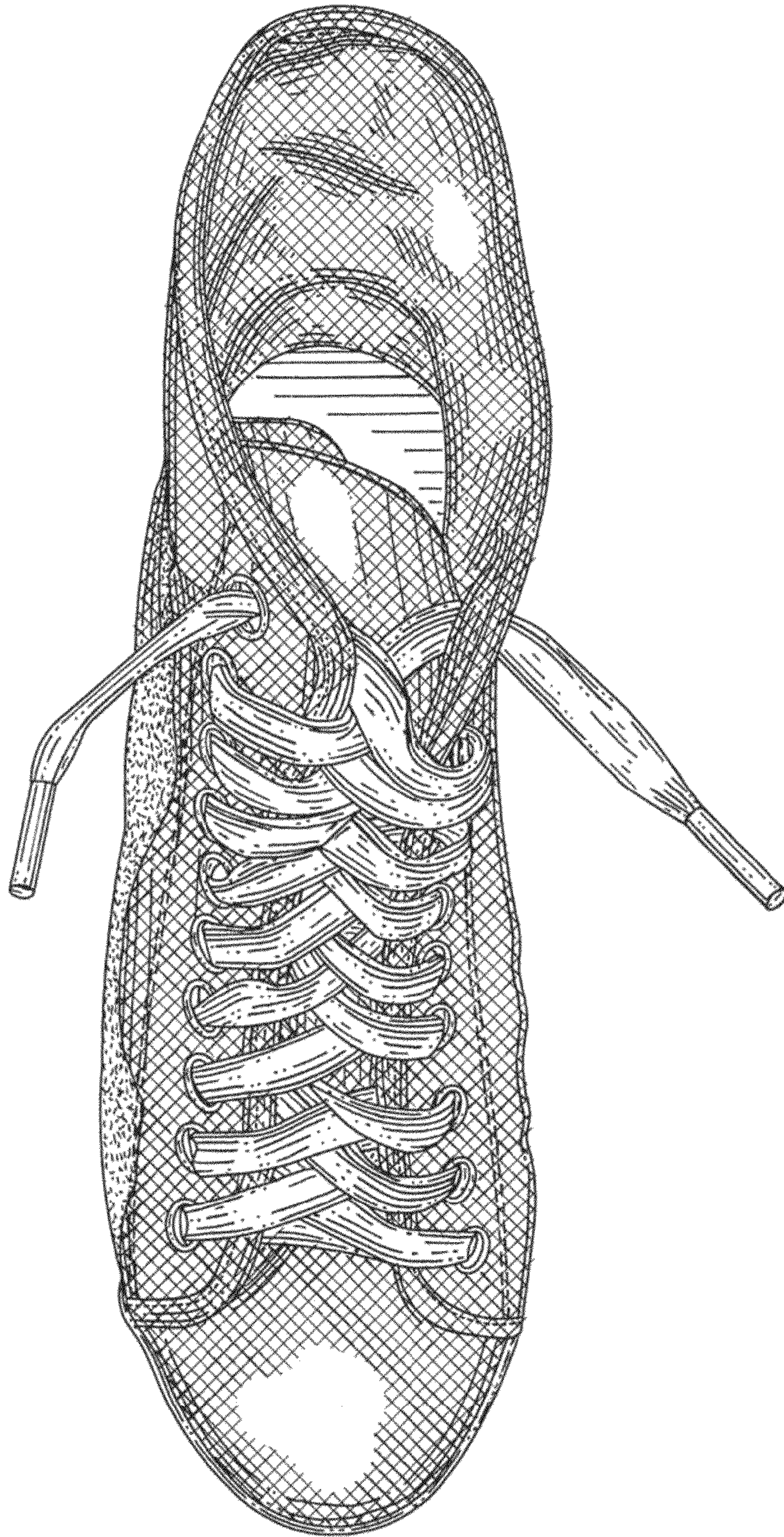
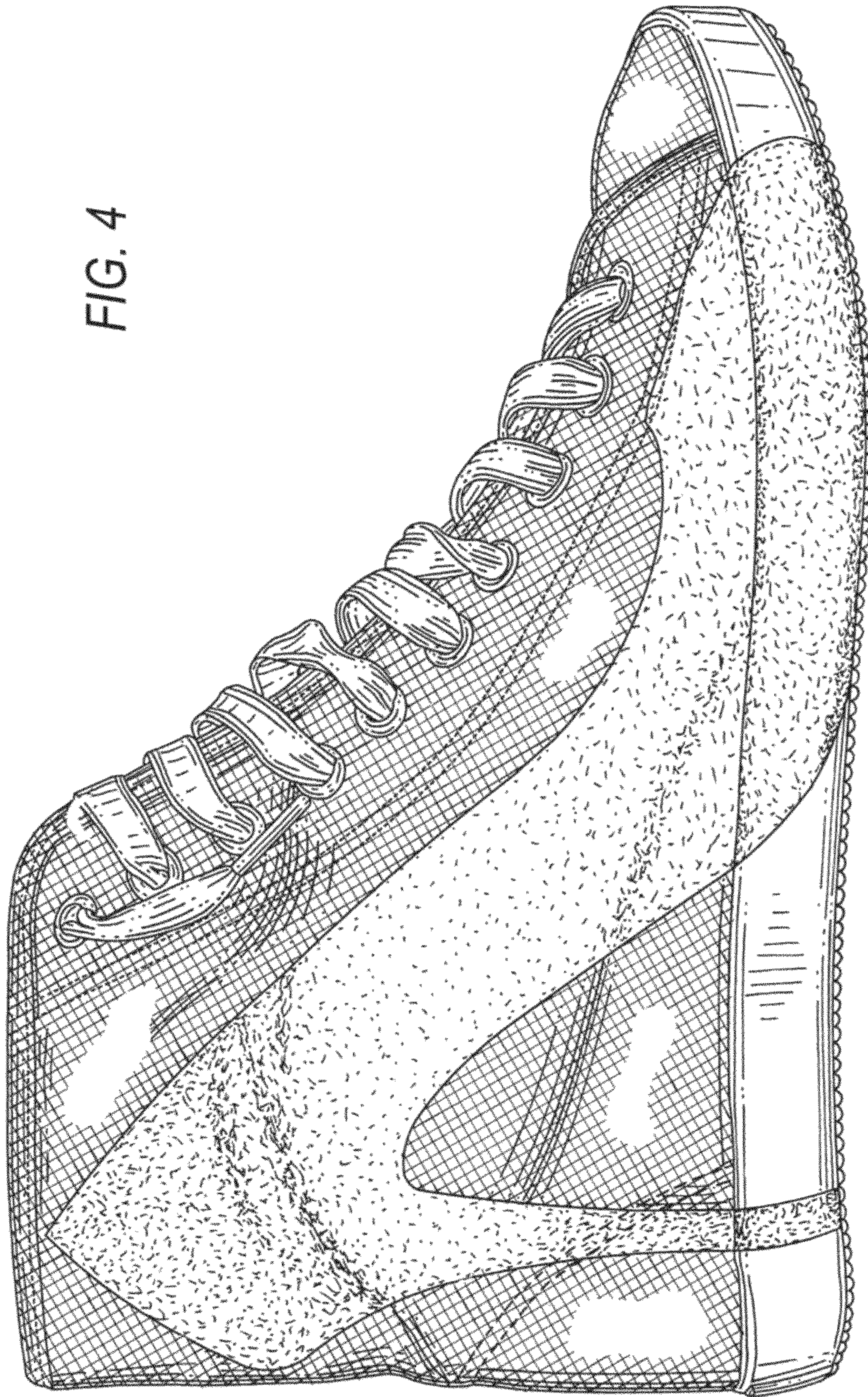


FIG. 3

FIG. 4



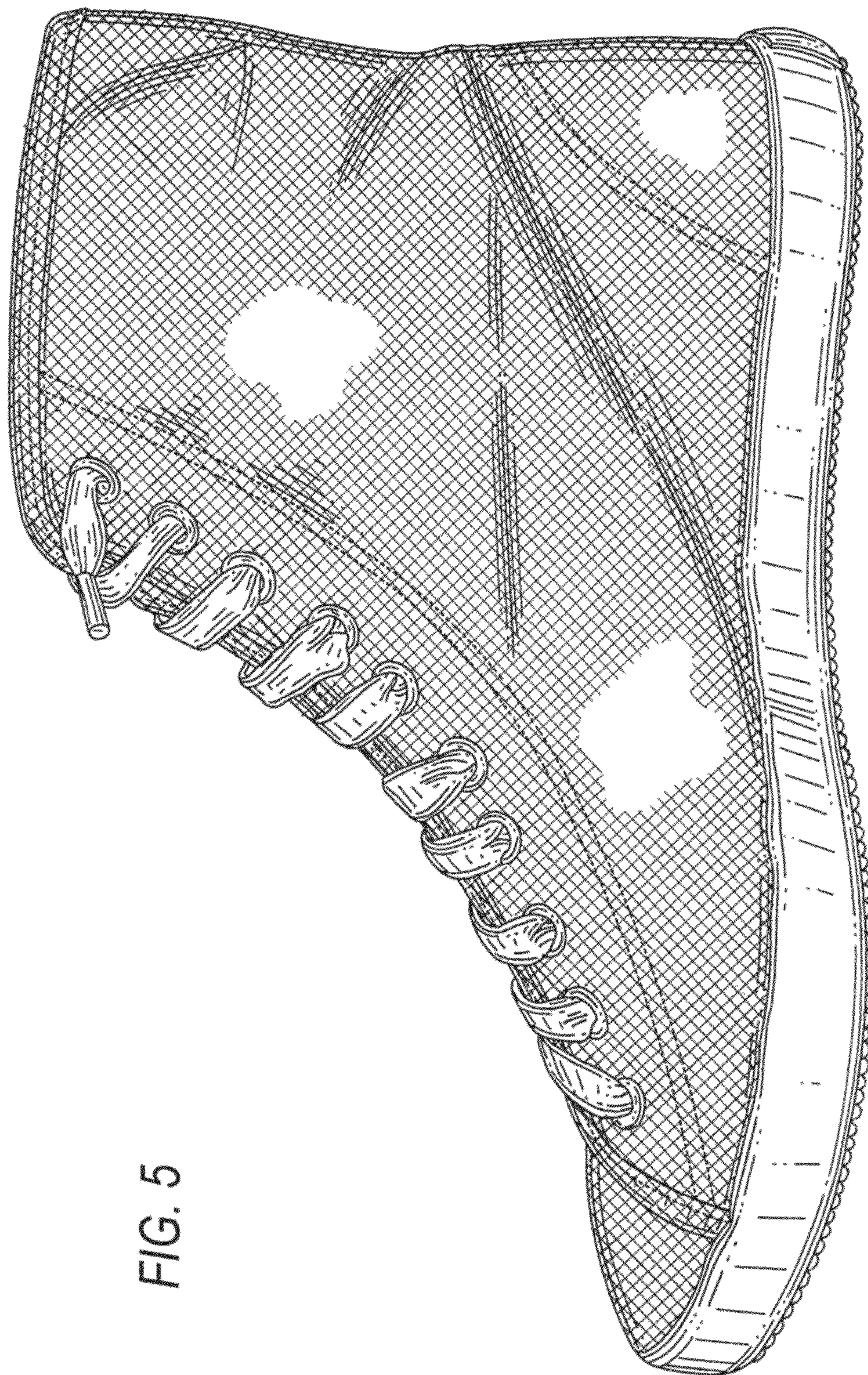


FIG. 5

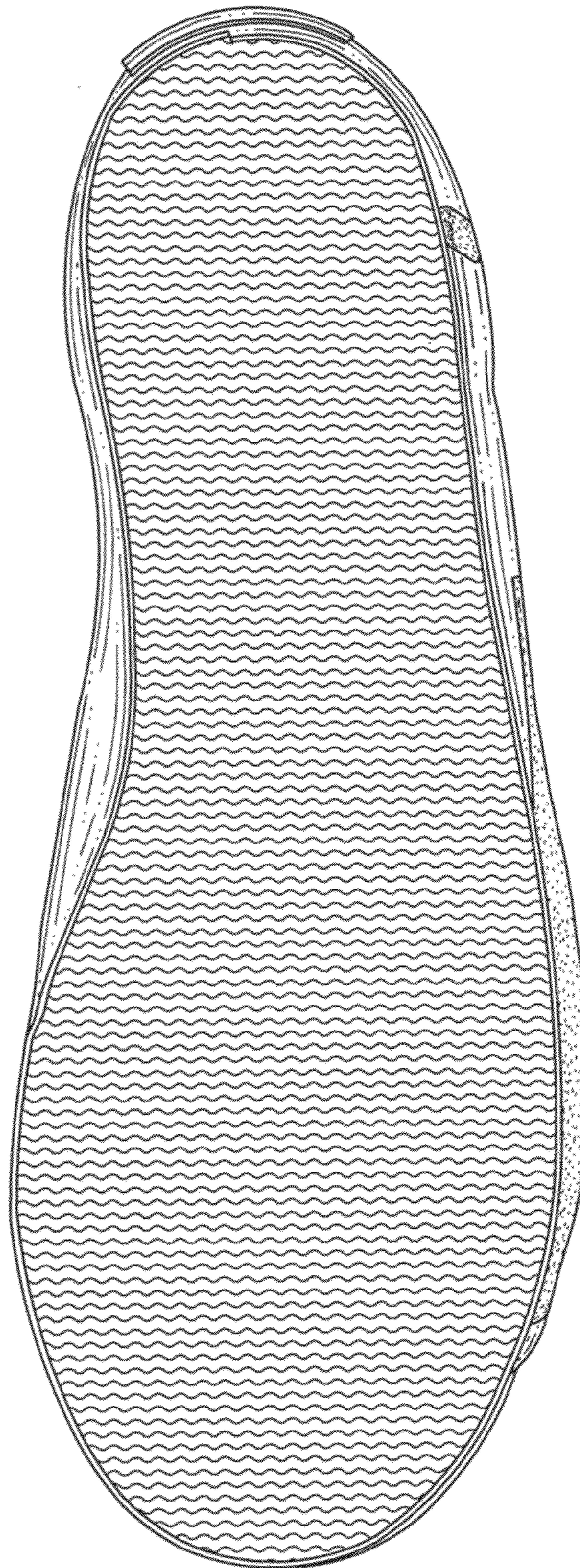


FIG. 6



FIG. 7