



US00D681305S

(12) **United States Design Patent**
Farentinos et al.

(10) **Patent No.:** **US D681,305 S**

(45) **Date of Patent:** **** Apr. 30, 2013**

(54) **MAILBOX**

(71) Applicant: **Architectural Mailboxes, LLC**,
Redondo Beach, CA (US)

(72) Inventors: **Christopher Andrew Farentinos**,
Redondo Beach, CA (US); **Craig**
Ronald Steele, Hawthorne, CA (US)

(73) Assignee: **Architectural Mailboxes, LLC**,
Torrance, CA (US)

(**) Term: **14 Years**

(21) Appl. No.: **29/438,671**

(22) Filed: **Nov. 30, 2012**

(51) **LOC (9) Cl.** **99-00**

(52) **U.S. Cl.**
USPC **D99/33**

(58) **Field of Classification Search** D99/28,
D99/29, 30, 31, 32, 33, 99; D6/396; D8/330,
D8/331, 333; D20/1, 2, 6; 109/1 V, 45,
109/58, 59 R, 66; 70/63, 77, 78; 232/1 R,
232/1 A, 1 C, 1 D, 1 E, 4 R, 2, 6, 17, 19,
232/20, 21, 24, 27, 30, 31, 45; 312/35, 215
See application file for complete search history.

(56) **References Cited**

U.S. PATENT DOCUMENTS

715,240	A *	12/1902	Birely	232/28
725,080	A *	4/1903	Henry	232/27
910,355	A *	1/1909	Cannady	232/35
D145,002	S *	6/1946	Bierig	D99/31
D166,748	S *	5/1952	Gosweiler	D99/33
D172,291	S *	5/1954	Levine	D99/33
D176,539	S *	1/1956	Levine	D99/33
D183,941	S *	11/1958	Masso	D99/33
D183,942	S *	11/1958	Masso	D99/33
D187,443	S *	3/1960	Martell	D99/33
D189,169	S *	11/1960	Blumenthal	D99/33

D194,572	S *	2/1963	Leizkns	D99/31
D206,197	S *	11/1966	Lambert	D99/31
3,801,002	A *	4/1974	Best	232/17
3,935,994	A *	2/1976	Darvishian	232/36
D248,677	S *	7/1978	Masso	D99/29
D265,264	S *	6/1982	Yeh	D99/33
D315,045	S *	2/1991	Vanaman	D99/30
D326,757	S *	6/1992	Ullman	D99/29
D337,415	S *	7/1993	McDowell	D99/29
D388,232	S *	12/1997	Valentino	D99/30
D396,063	S *	7/1998	Elmer et al.	D19/75
D400,588	S *	11/1998	Elmer et al.	D19/75
D410,850	S *	6/1999	Lio	D99/33

(Continued)

OTHER PUBLICATIONS

Architectural Mailboxes LLC mailbox model 2402 sold Nov. 2001.

(Continued)

Primary Examiner — Elizabeth J Oswecki

(74) *Attorney, Agent, or Firm* — Vista IP Law Group LLP

(57) **CLAIM**

The ornamental design for a mailbox, as shown and described.

DESCRIPTION

FIG. 1 is a front, perspective view of a mailbox showing our new design;

FIG. 2 is a front view thereof;

FIG. 3 is a back view thereof;

FIG. 4 is a left side view thereof;

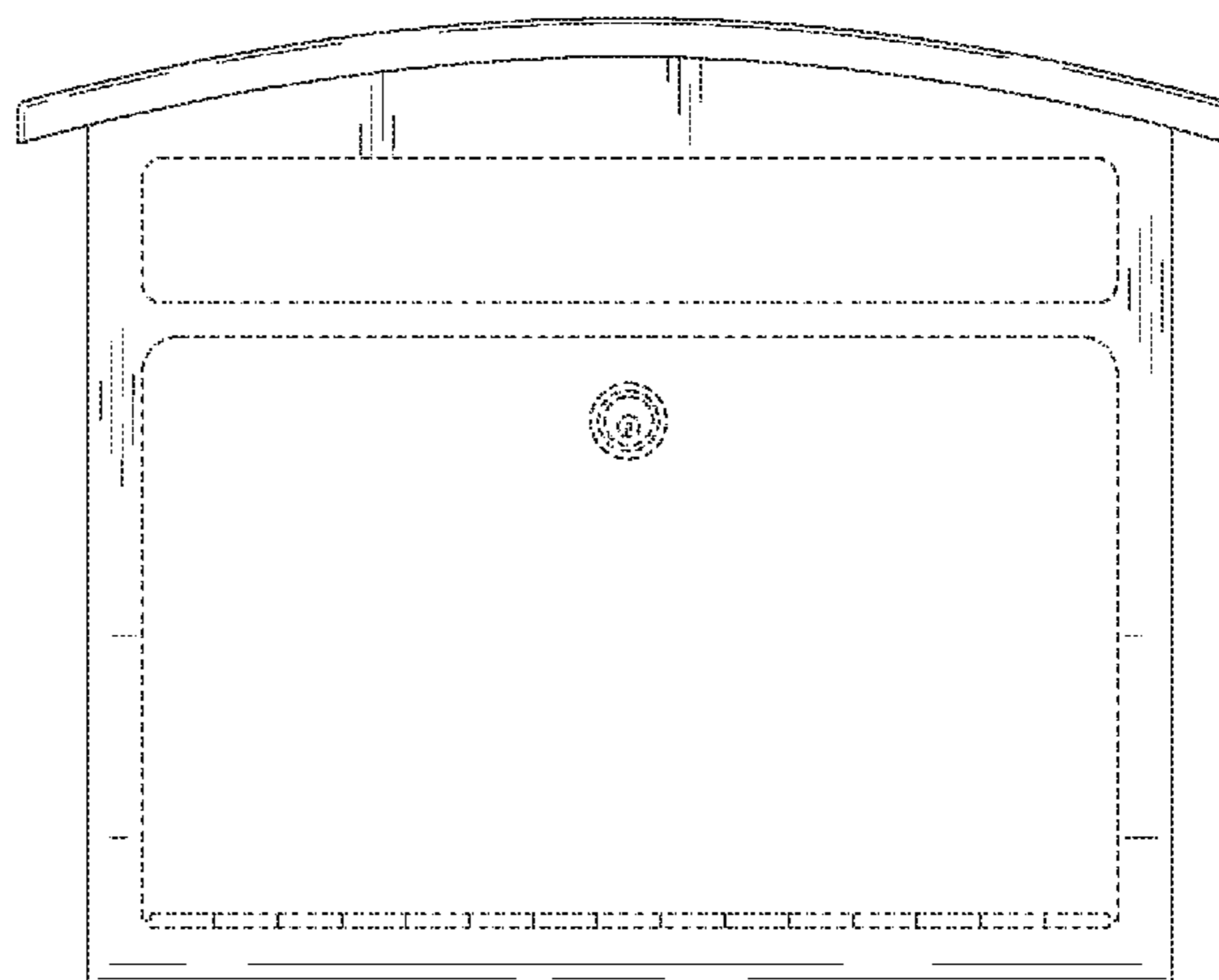
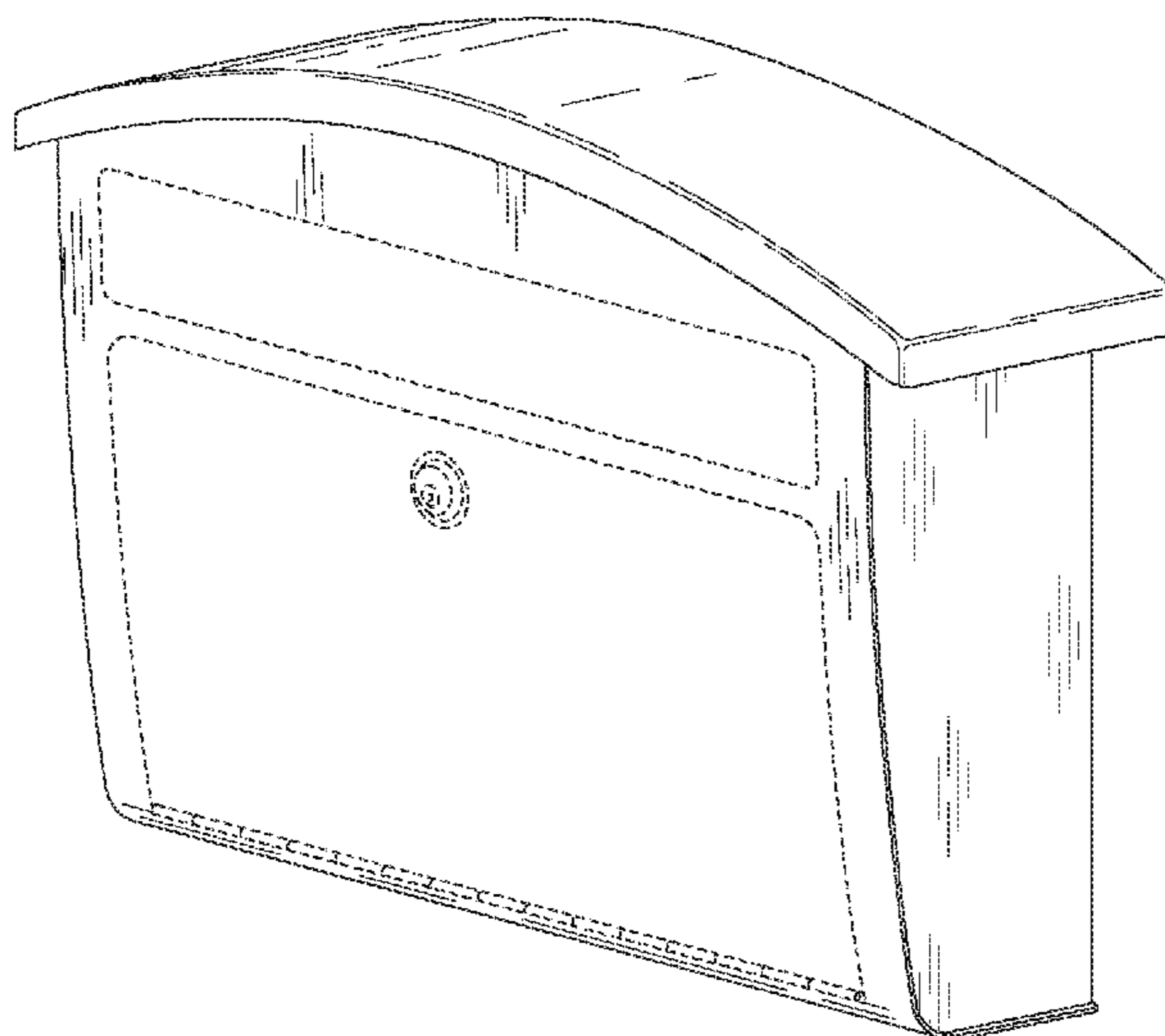
FIG. 5 is a right side view thereof;

FIG. 6 is a top plan view thereof; and,

FIG. 7 is a bottom plan view thereof.

The broken lines showing the lock, hinges, door panel, mail slot, and mounting holes, are for the purpose of illustrating portions of the mailbox, and form no part of the claimed design.

1 Claim, 2 Drawing Sheets



US D681,305 S

Page 2

U.S. PATENT DOCUMENTS

D442,348 S * 5/2001 Cavero et al. D99/33
D442,760 S * 5/2001 Cavero et al. D99/33
D442,761 S * 5/2001 Cavero et al. D99/33
D444,609 S * 7/2001 Cavero et al. D99/33
D446,378 S * 8/2001 Fischer D99/29
D450,170 S * 11/2001 Gaines et al. D99/33

D549,424 S * 8/2007 Mikolajczyk et al. D99/29

OTHER PUBLICATIONS

Architectural Mailboxes LLC mailbox model 2550 sold May 2011.

* cited by examiner

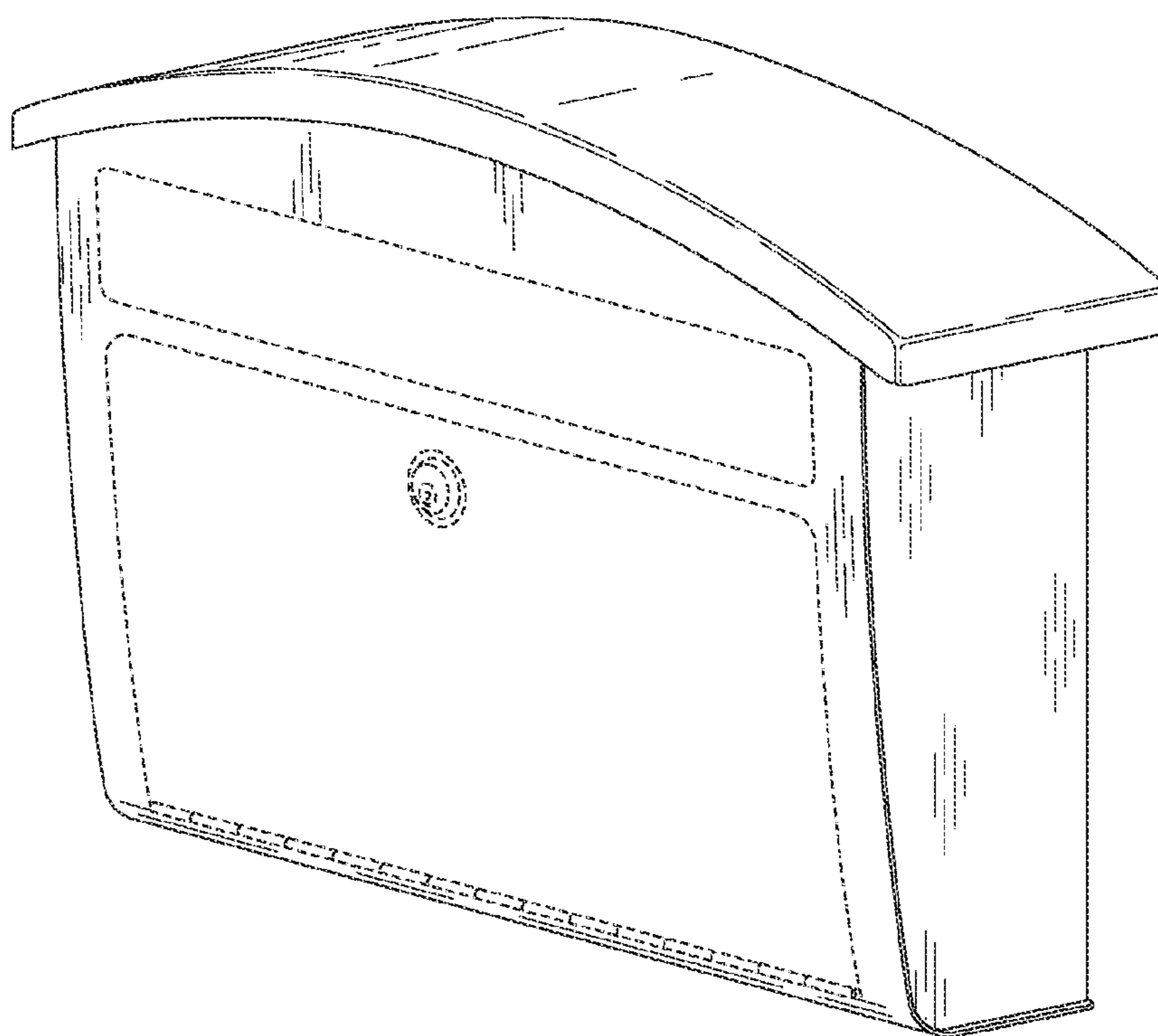


Fig. 1

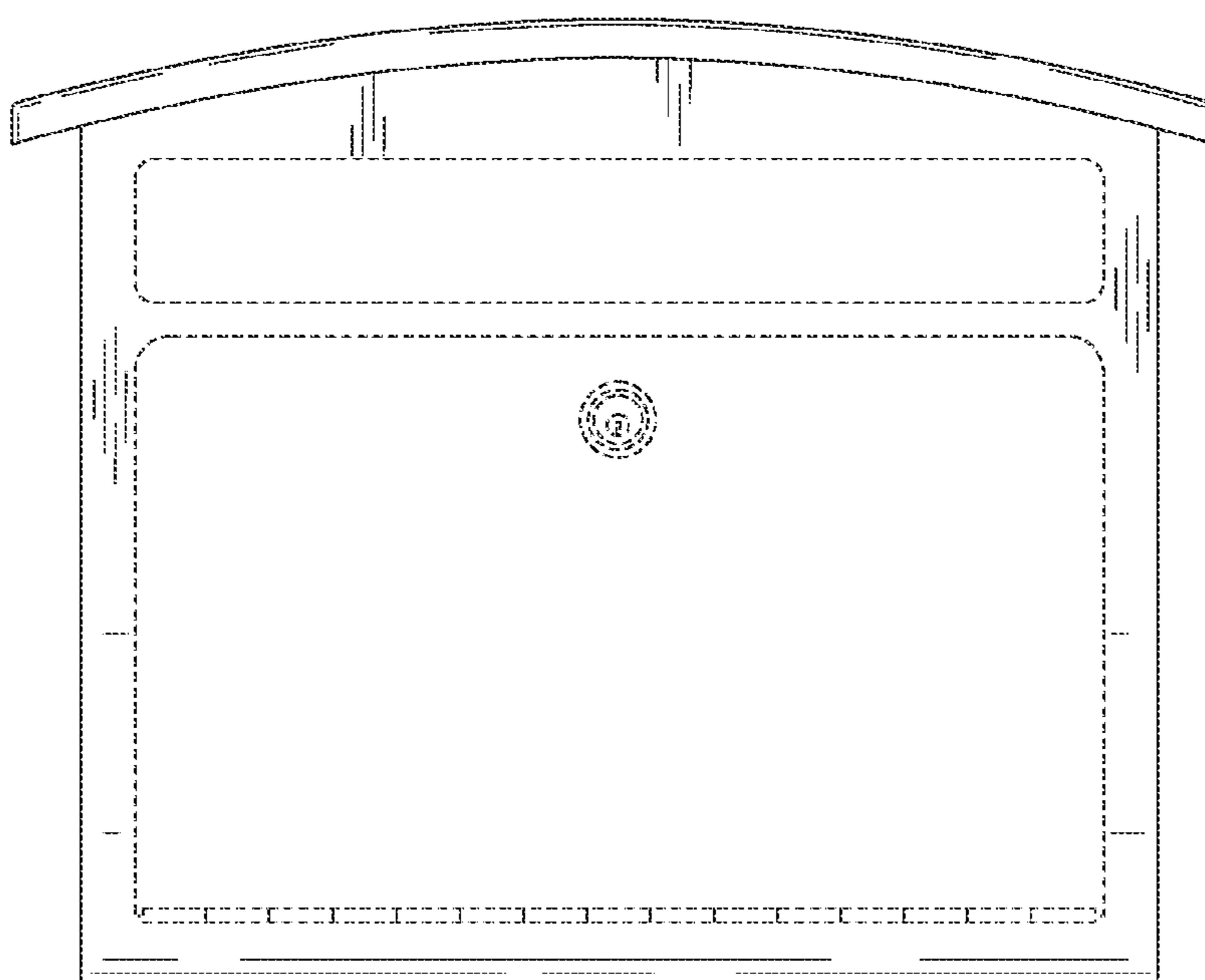


Fig. 2

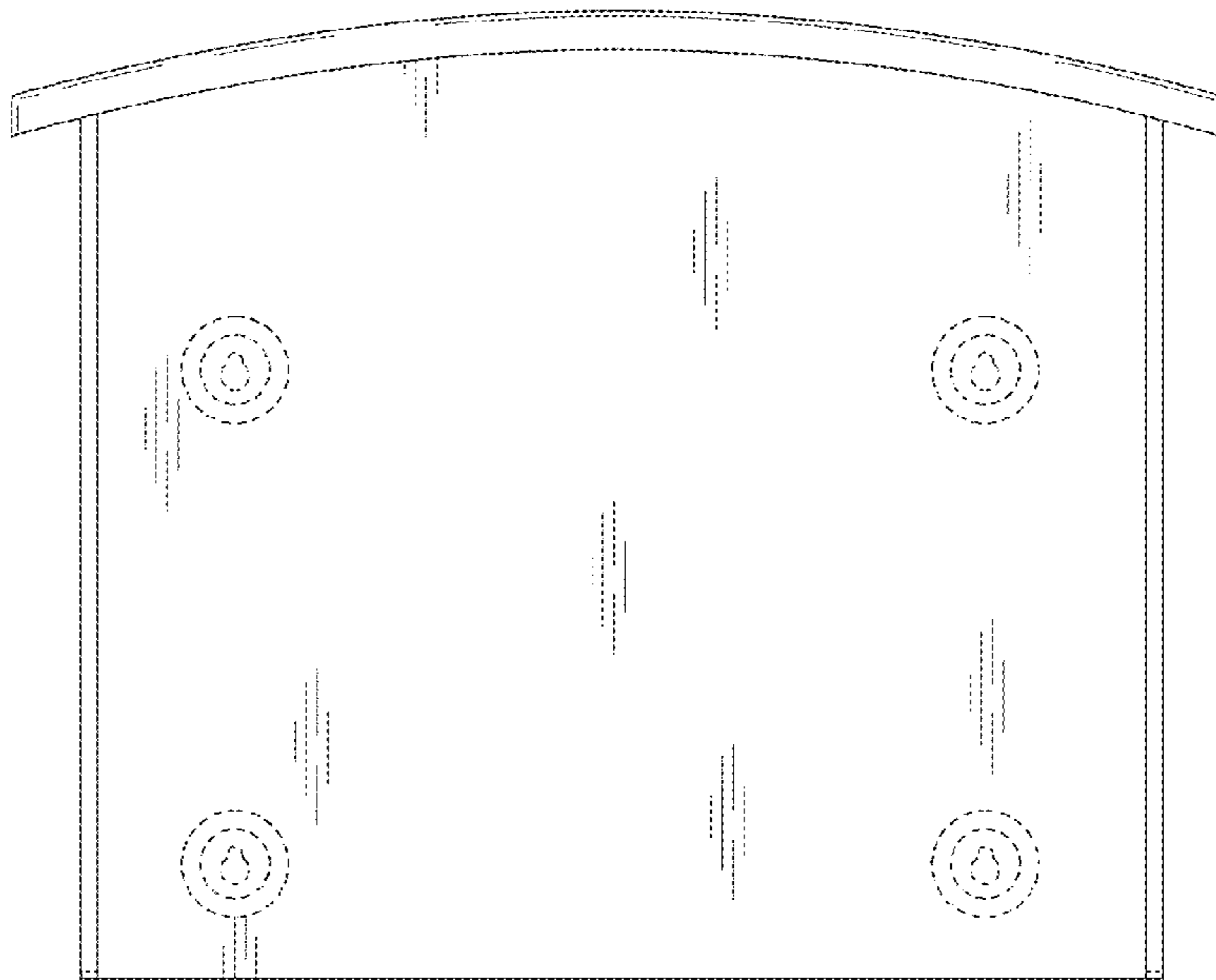


Fig. 3




Fig. 4

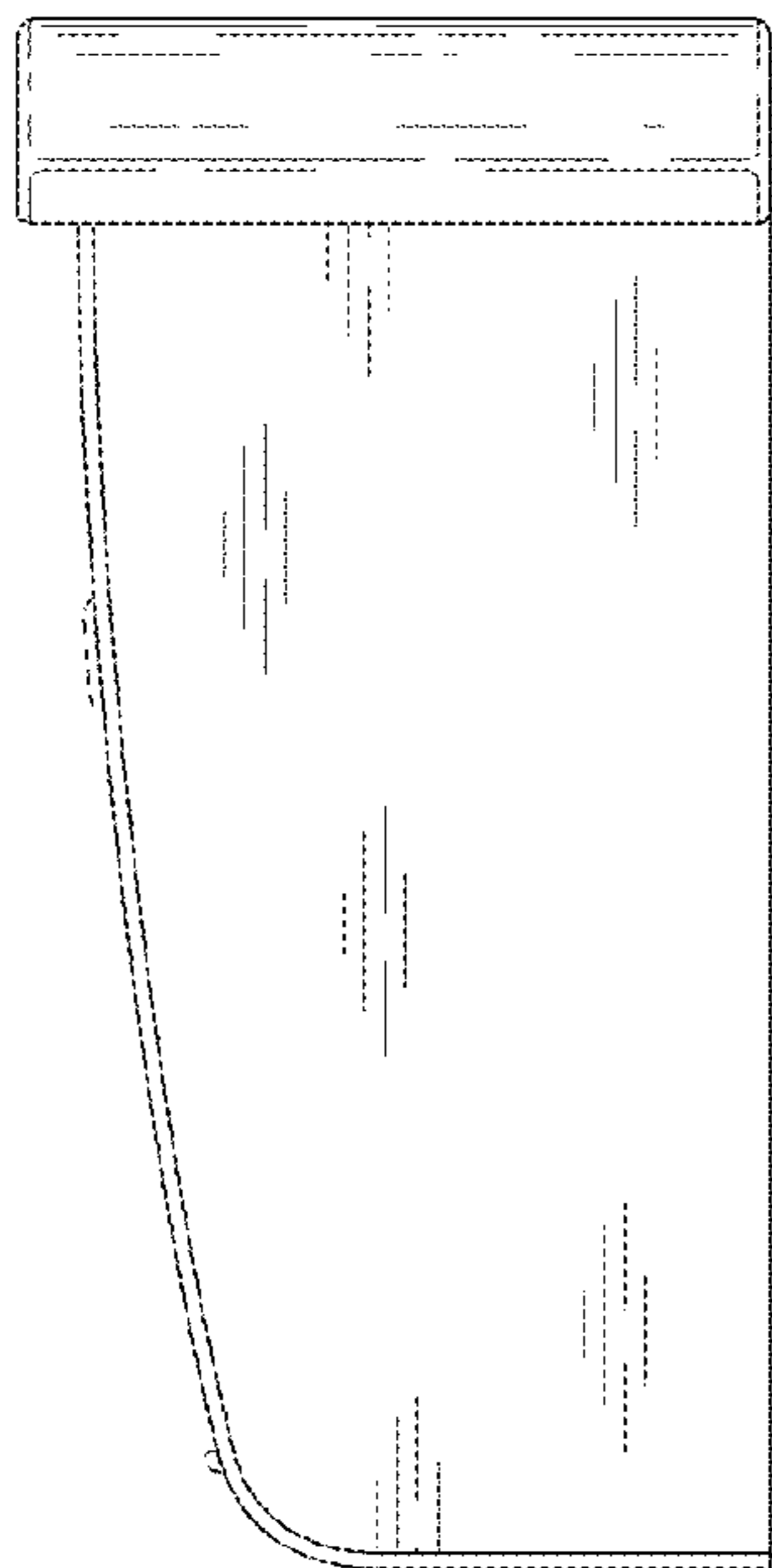


Fig. 5




Fig. 6

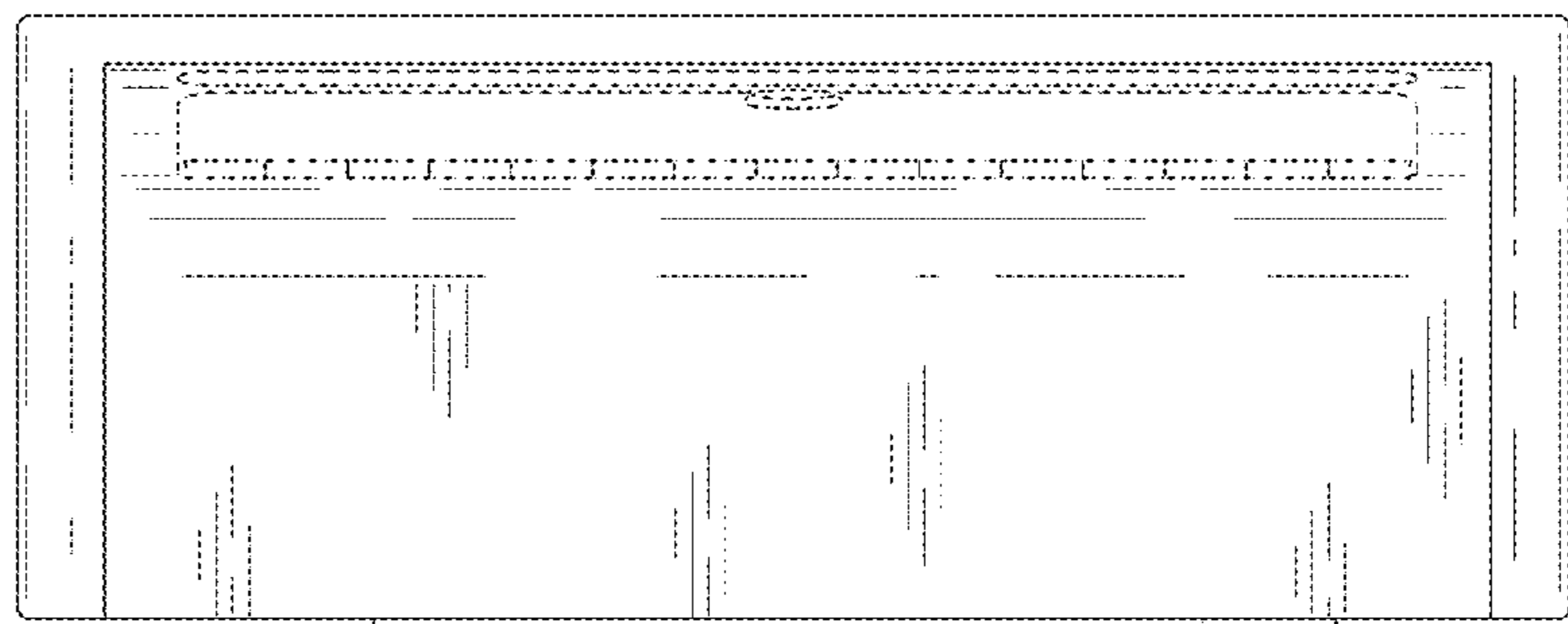


Fig. 7