



US00D681289S

(12) **United States Design Patent**
Eng et al.

(10) **Patent No.:** **US D681,289 S**
(45) **Date of Patent:** **** Apr. 30, 2013**

(54) **DISHWASHER DOOR**

(75) Inventors: **Lindsay Eng**, Long Beach, CA (US);
Thomas Ott, Neubiberg (DE)

(73) Assignee: **BSH Home Appliances Corporation**,
Irvine, CA (US)

(**) Term: **14 Years**

(21) Appl. No.: **29/403,659**

(22) Filed: **Oct. 10, 2011**

(51) **LOC (9) Cl.** **15-05**

(52) **U.S. Cl.**

USPC **D32/3**

(58) **Field of Classification Search** D32/1,
D32/2, 3, 25, 28; 312/31, 109, 228; 134/56 D,
134/57 D, 58 D, 58 DL, 201; D7/340, 348,
D7/349, 350, 405

See application file for complete search history.

(56) **References Cited**

U.S. PATENT DOCUMENTS

5,365,959	A *	11/1994	Favaro	134/113
D385,070	S *	10/1997	Hughes et al.	D32/3
7,014,281	B2 *	3/2006	Wuestefeld et al.	312/204
D538,983	S *	3/2007	Green et al.	D32/3
7,216,944	B2 *	5/2007	Oyler et al.	312/311
D561,956	S *	2/2008	Baldwin	D32/3

D580,603 S * 11/2008 Busalt et al. D32/3
2004/0256965 A1 * 12/2004 Koons 312/405

* cited by examiner

Primary Examiner — T. Chase Nelson

Assistant Examiner — Kathleen M Sims

(74) *Attorney, Agent, or Firm* — James E. Howard; Andre Pallapies

(57) **CLAIM**

The ornamental design for a dishwasher door, as shown and described.

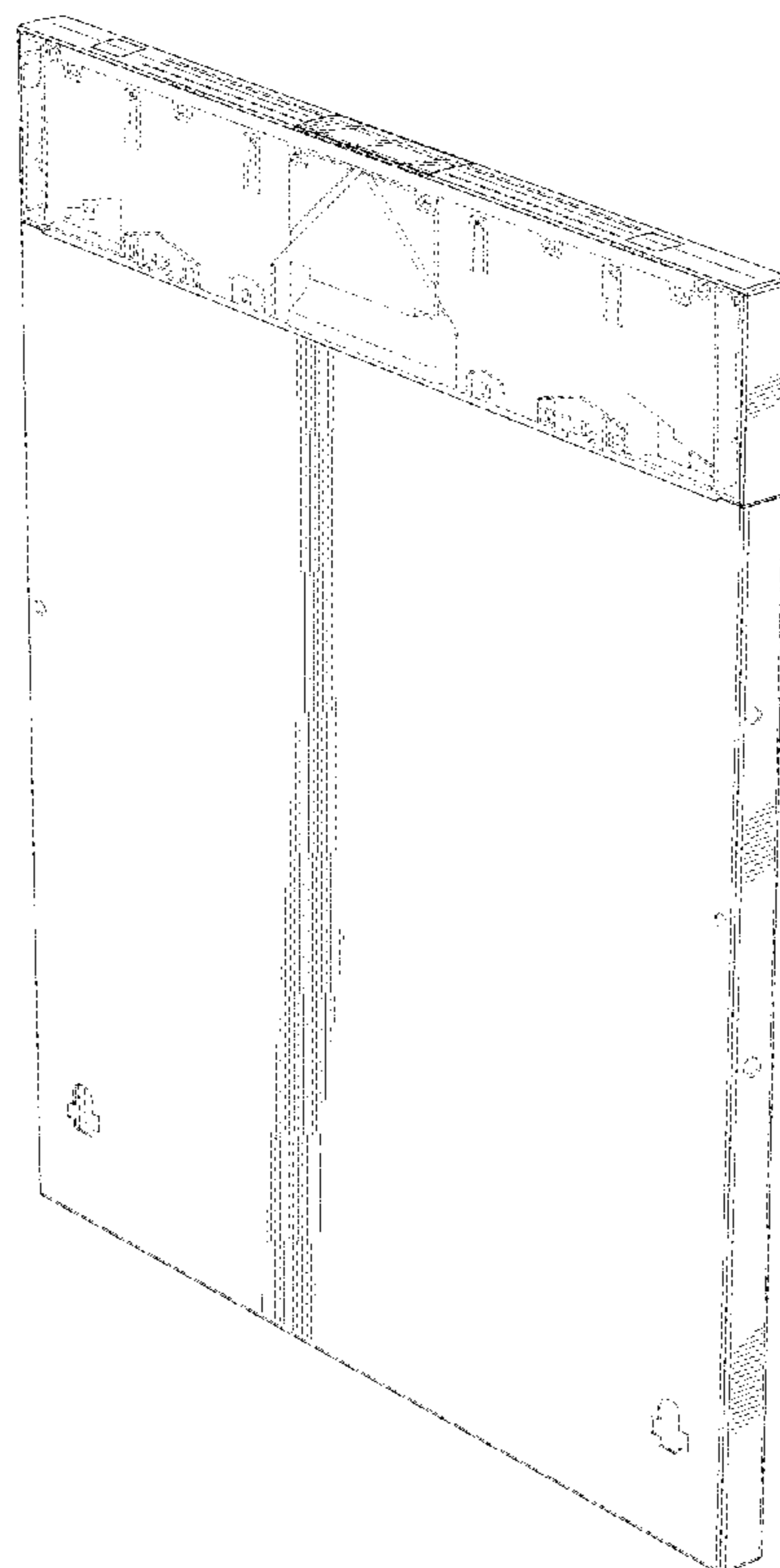
DESCRIPTION

FIG. 1 is a front perspective view, from the top, of a dishwasher door according to our new ornamental design; FIG. 2 is a front view thereof; FIG. 3 is a top view thereof; FIG. 4 is a bottom view thereof; FIG. 5 is a left side view thereof, with the right hand side view thereof being a mirror image thereof; and, FIG. 6 is a front perspective view thereof from the bottom on a slightly reduced scale.

The broken lines of the dishwasher door show surrounding structure or environment and do not form part of the claimed design.

The bottom and rear parts of the dishwasher door are unornamented or simply not claimed and form no part of the claimed design.

1 Claim, 4 Drawing Sheets






Fig. 1




Fig. 2

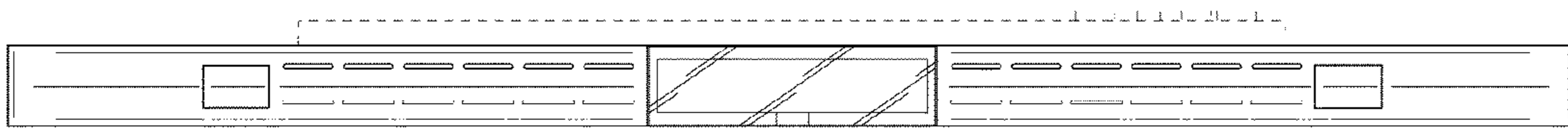


Fig. 3



Fig. 4



Fig. 5

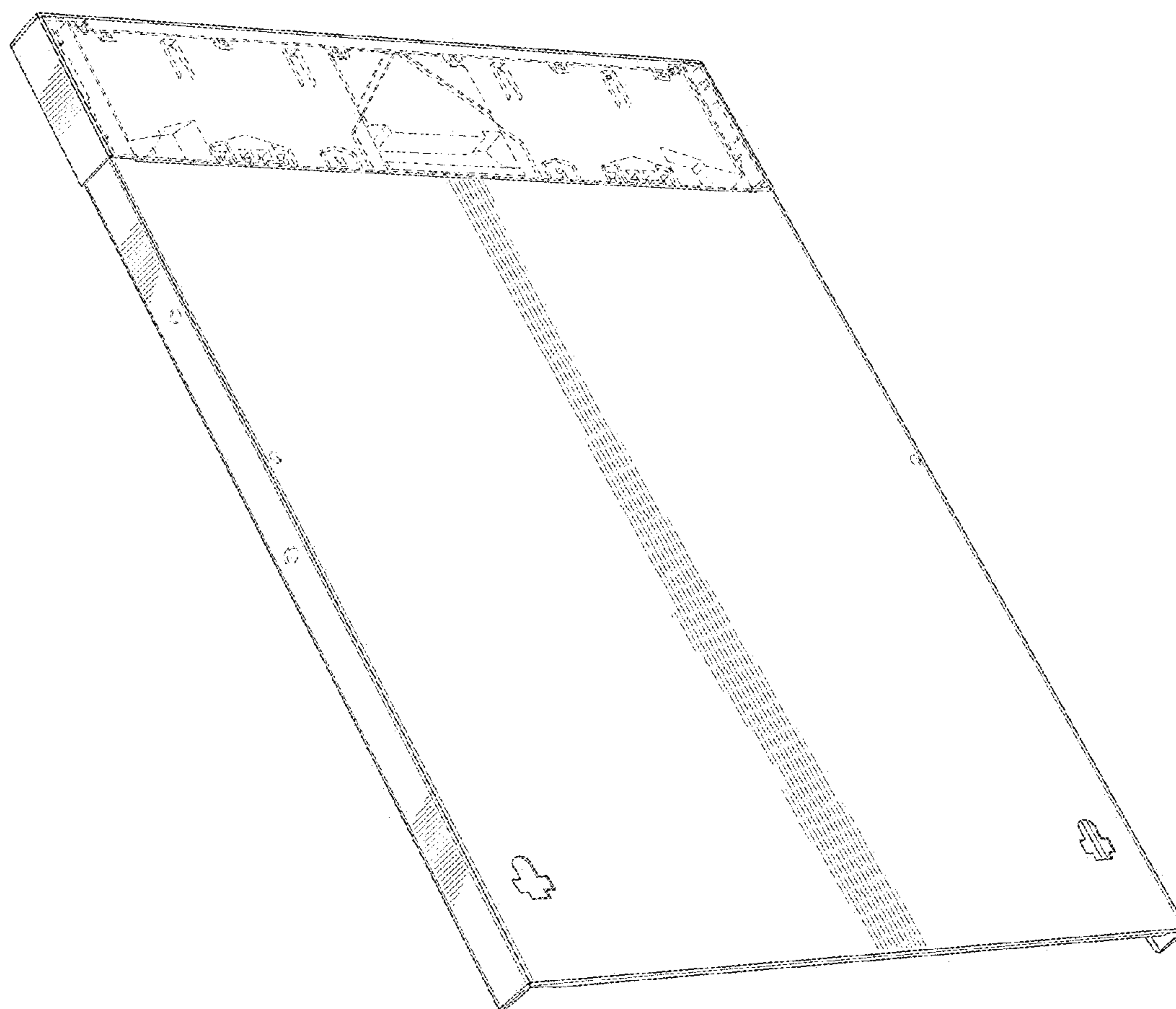


Fig. 6