



US00D681288S

(12) **United States Design Patent**
Eng et al.

(10) **Patent No.:** **US D681,288 S**
(45) **Date of Patent:** **** Apr. 30, 2013**

(54) **CUTLERY BASKET**

(75) Inventors: **Lindsay Eng**, Long Beach, CA (US);
Jeff Vogus, New Bern, NC (US)

(73) Assignee: **BSH Home Appliances Corporation**,
Irvine, CA (US)

(**) Term: **14 Years**

(21) Appl. No.: **29/391,796**

(22) Filed: **May 13, 2011**

(51) **LOC (9) Cl.** **15-05**

(52) **U.S. Cl.**
USPC **D32/3**

(58) **Field of Classification Search** D32/1,
D32/2, 3, 25, 28; 134/56 D, 57 D, 58 D,
134/201; 211/41.8, 41.9; 220/488, 555;
68/212

See application file for complete search history.

(56) **References Cited**

U.S. PATENT DOCUMENTS

D202,569	S *	10/1965	Maslow	D32/3
4,058,233	A *	11/1977	Frangos	220/488
D254,187	S *	2/1980	Freese	D32/3
4,192,432	A *	3/1980	Jordan	220/676
4,830,200	A *	5/1989	Zambano et al.	211/133.5
D338,749	S *	8/1993	McConnell	D32/3
5,287,984	A *	2/1994	Michael	220/812
D391,696	S *	3/1998	Bournay et al.	D32/3
5,881,906	A *	3/1999	Rogers et al.	220/607
6,109,455	A *	8/2000	Schroeder	211/41.9
D487,825	S *	3/2004	Kim et al.	D32/3
D488,891	S *	4/2004	Smith et al.	D32/3
D502,295	S *	2/2005	Feddema	D32/3

7,073,682	B2 *	7/2006	Raches et al.	220/488
D620,649	S *	7/2010	Eng et al.	D32/3
7,861,883	B2 *	1/2011	Purushothaman	220/488
7,909,181	B2 *	3/2011	Purushothaman	211/41.8
8,087,519	B2 *	1/2012	Bramley et al.	220/488
2002/0139809	A1 *	10/2002	Barry et al.	220/762
2008/0272126	A1 *	11/2008	Crookshanks et al.	220/486
2010/0300997	A1 *	12/2010	Bramley et al.	211/74

FOREIGN PATENT DOCUMENTS

CA 131650 5/2010

* cited by examiner

Primary Examiner — T. Chase Nelson

Assistant Examiner — Kathleen M Sims

(74) *Attorney, Agent, or Firm* — James E. Howard; Andre Pallapies

(57) **CLAIM**

The ornamental design for a cutlery basket, as shown and described.

DESCRIPTION

FIG. 1 is a front perspective view of a cutlery basket showing our new ornamental design;

FIG. 2 is a front view thereof;

FIG. 3 is a rear view thereof;

FIG. 4 is a top view thereof;

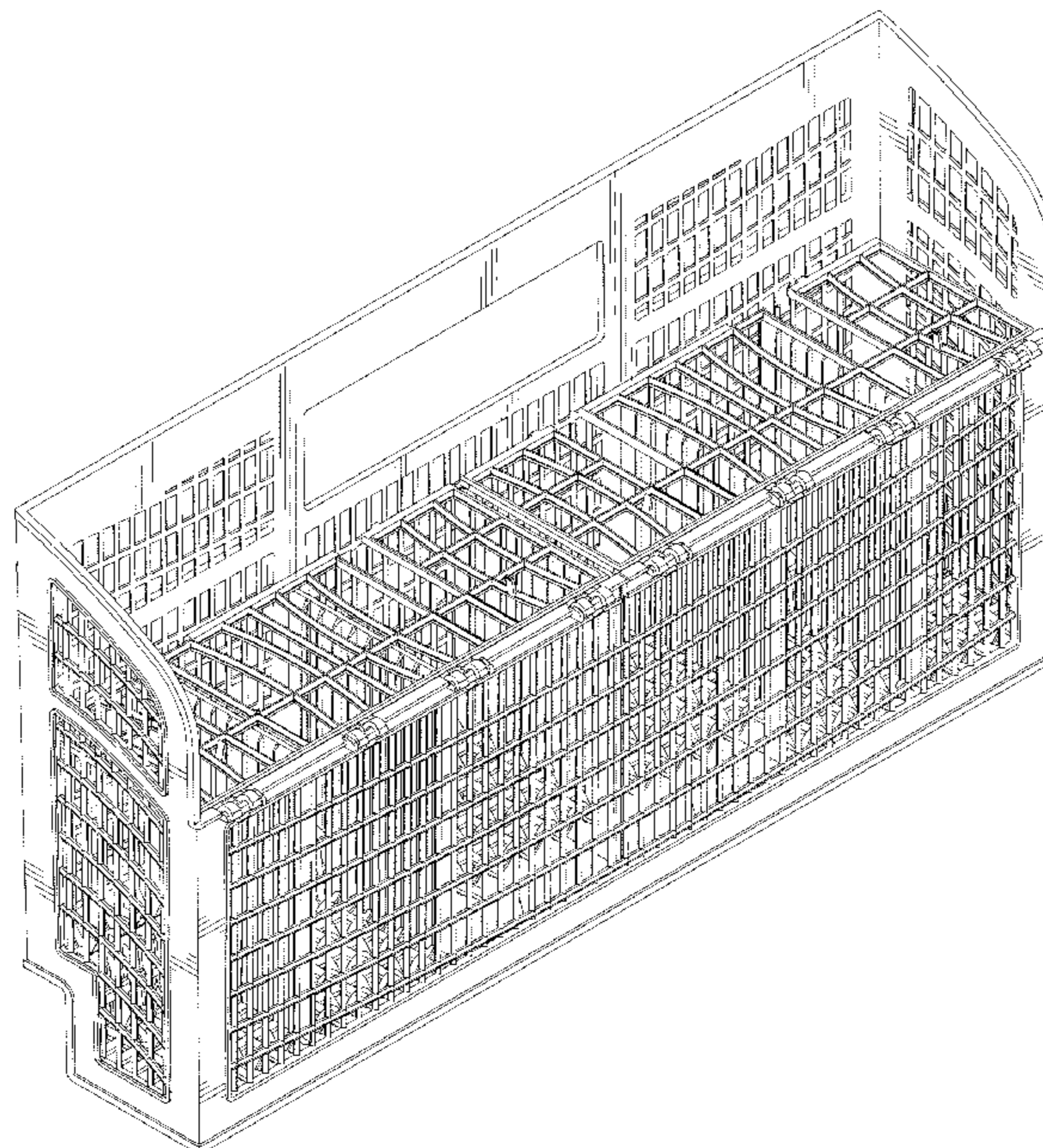
FIG. 5 is a bottom view thereof;

FIG. 6 is a right side view thereof with the left side view thereof being a mirror image thereof; and,

FIG. 7 is a bottom perspective view thereof.

The broken lines of the cutlery basket show surrounding structure or environment and do not form part of the claimed design.

1 Claim, 6 Drawing Sheets



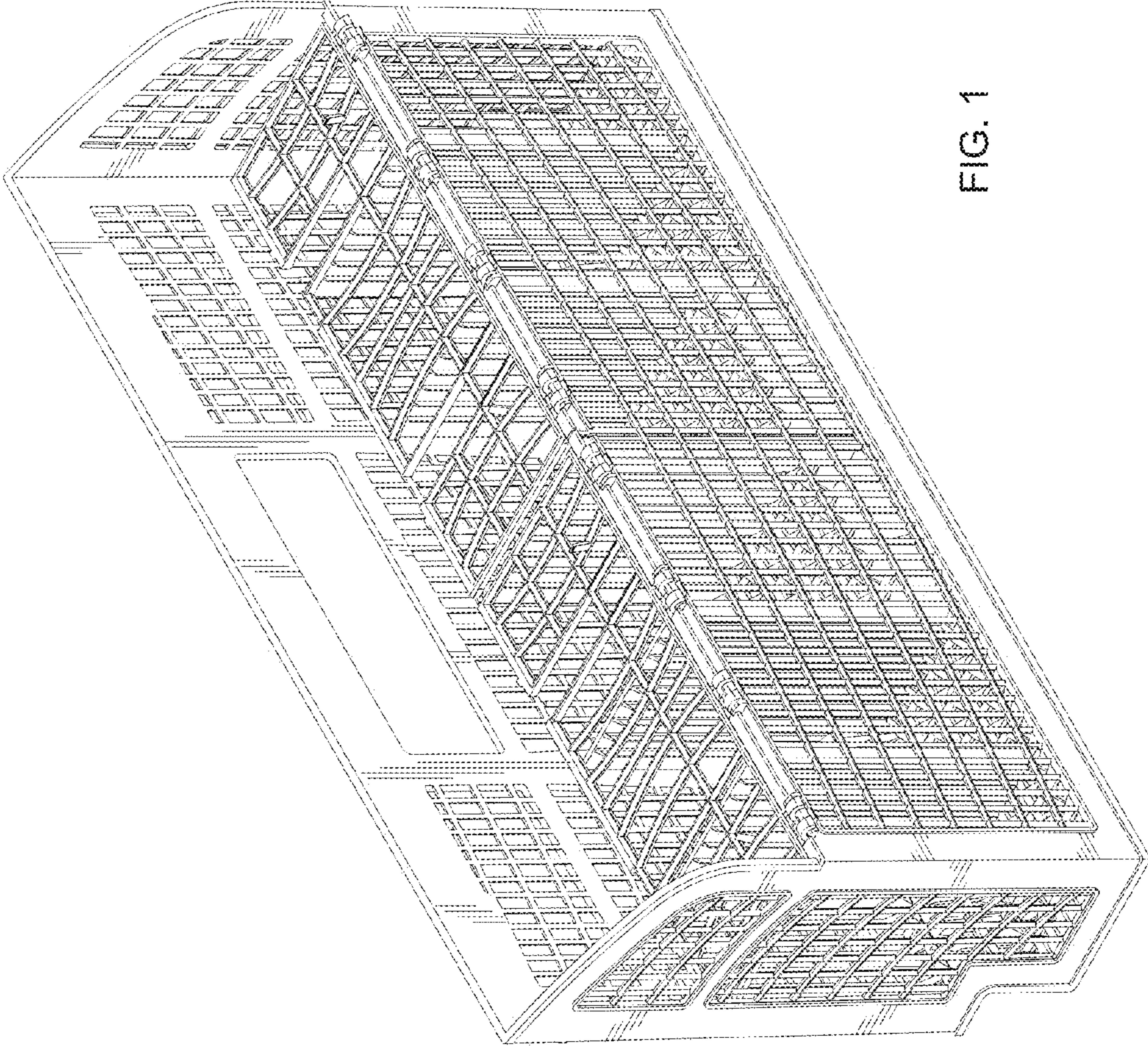


FIG. 1

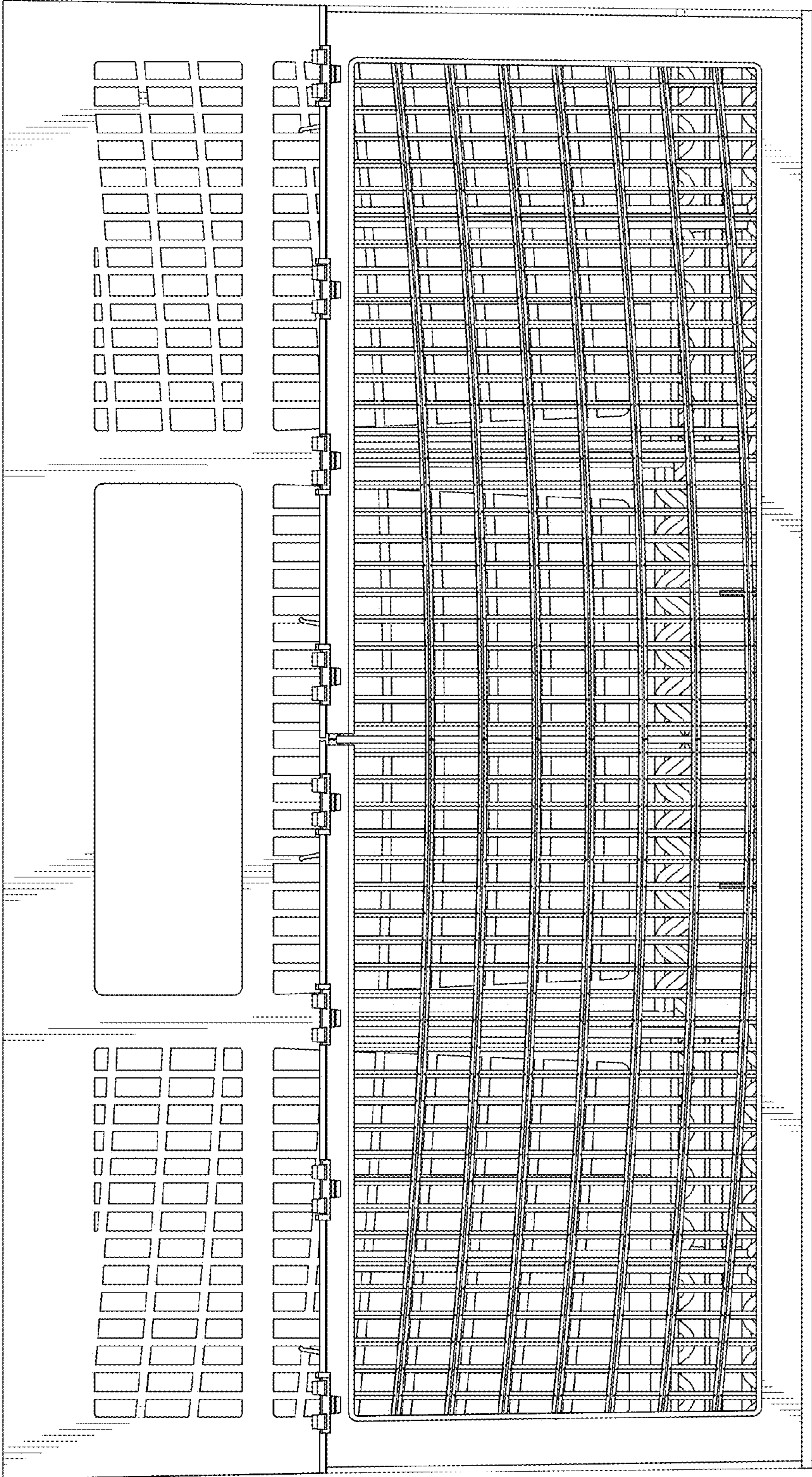


FIG. 2

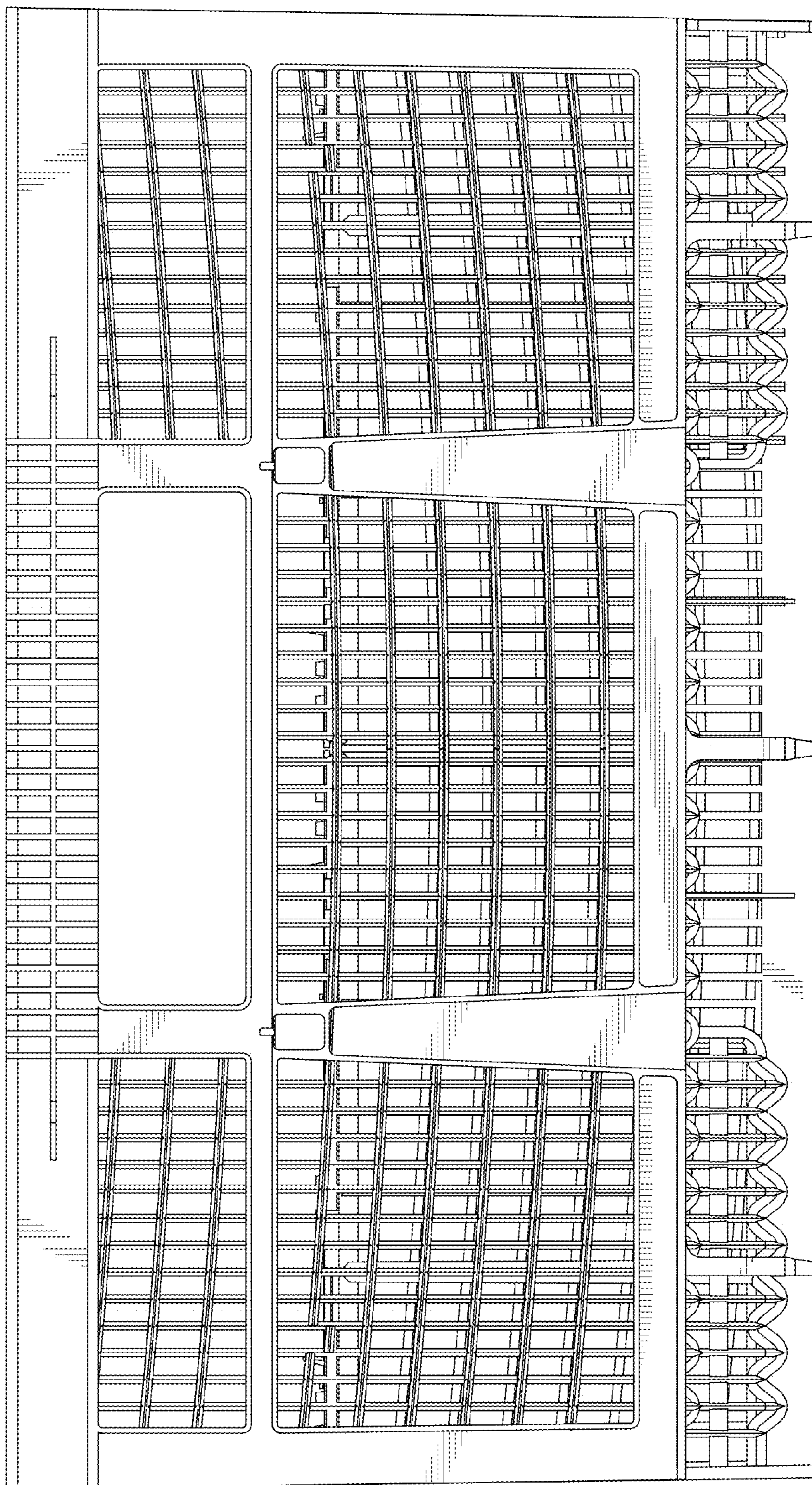


FIG. 3

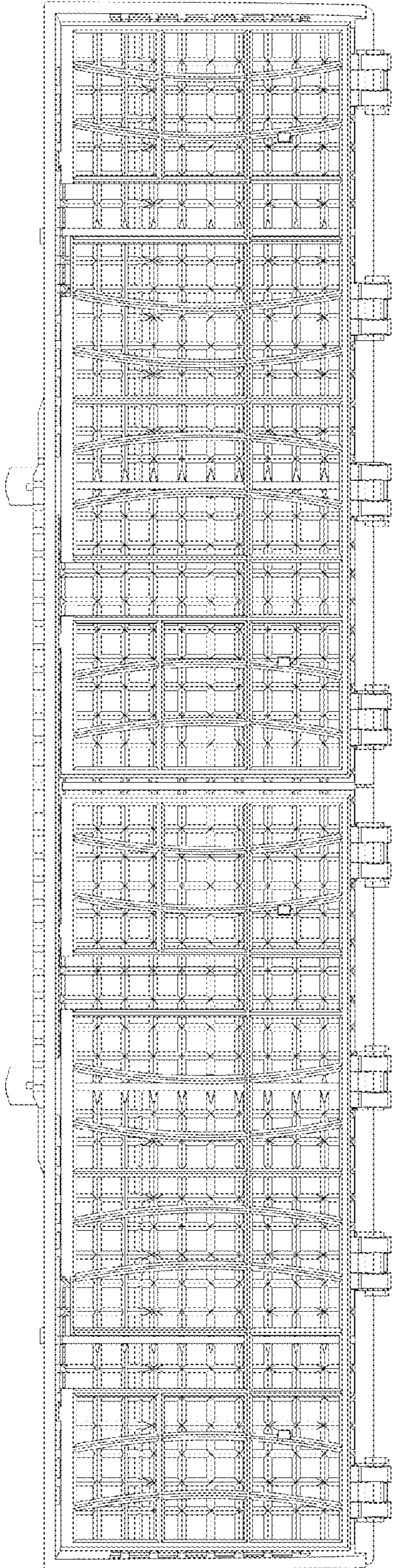


FIG. 4

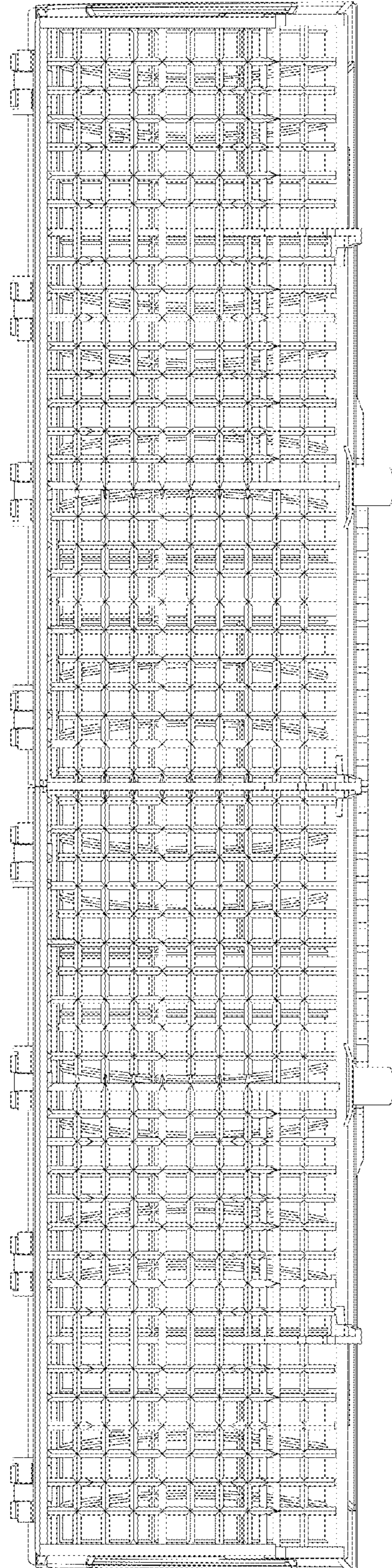


FIG. 5

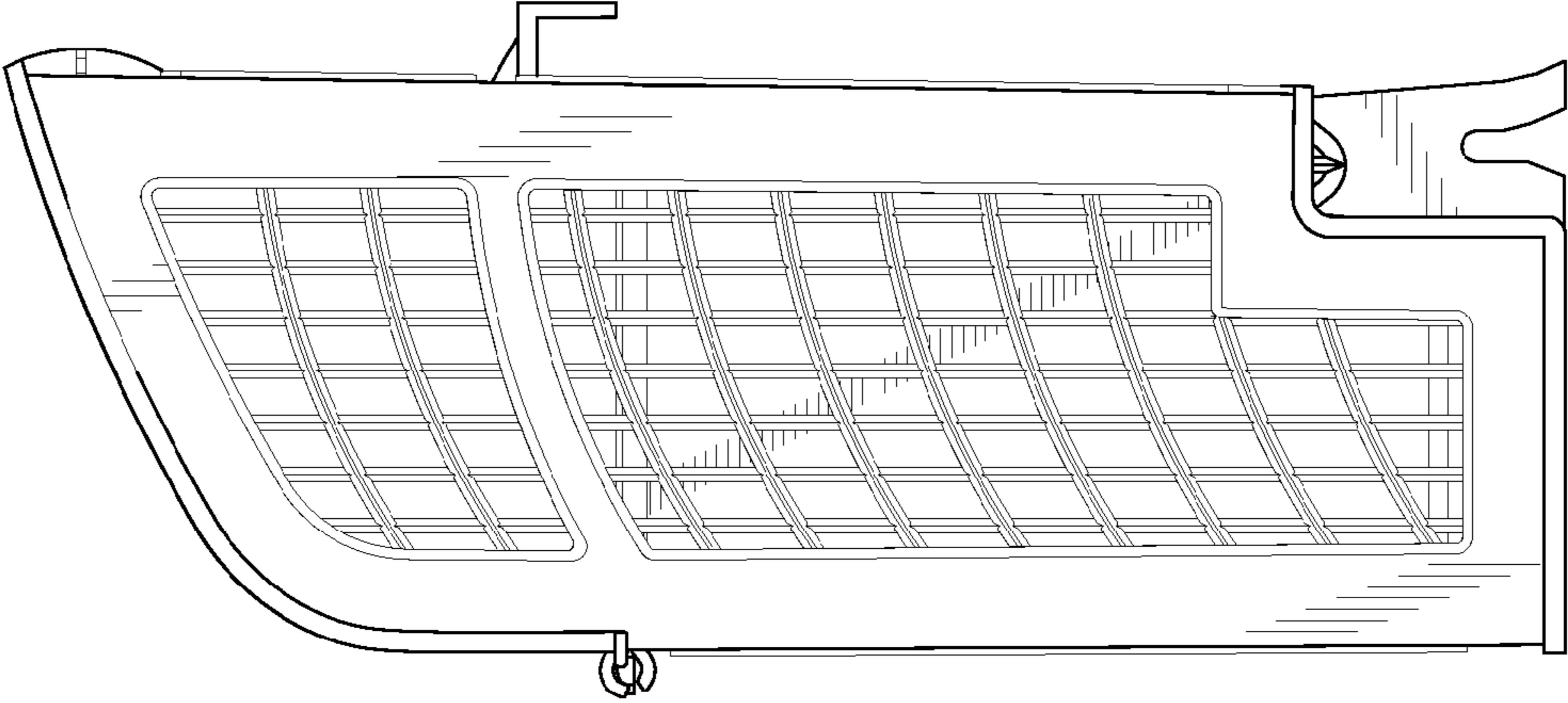


FIG. 6

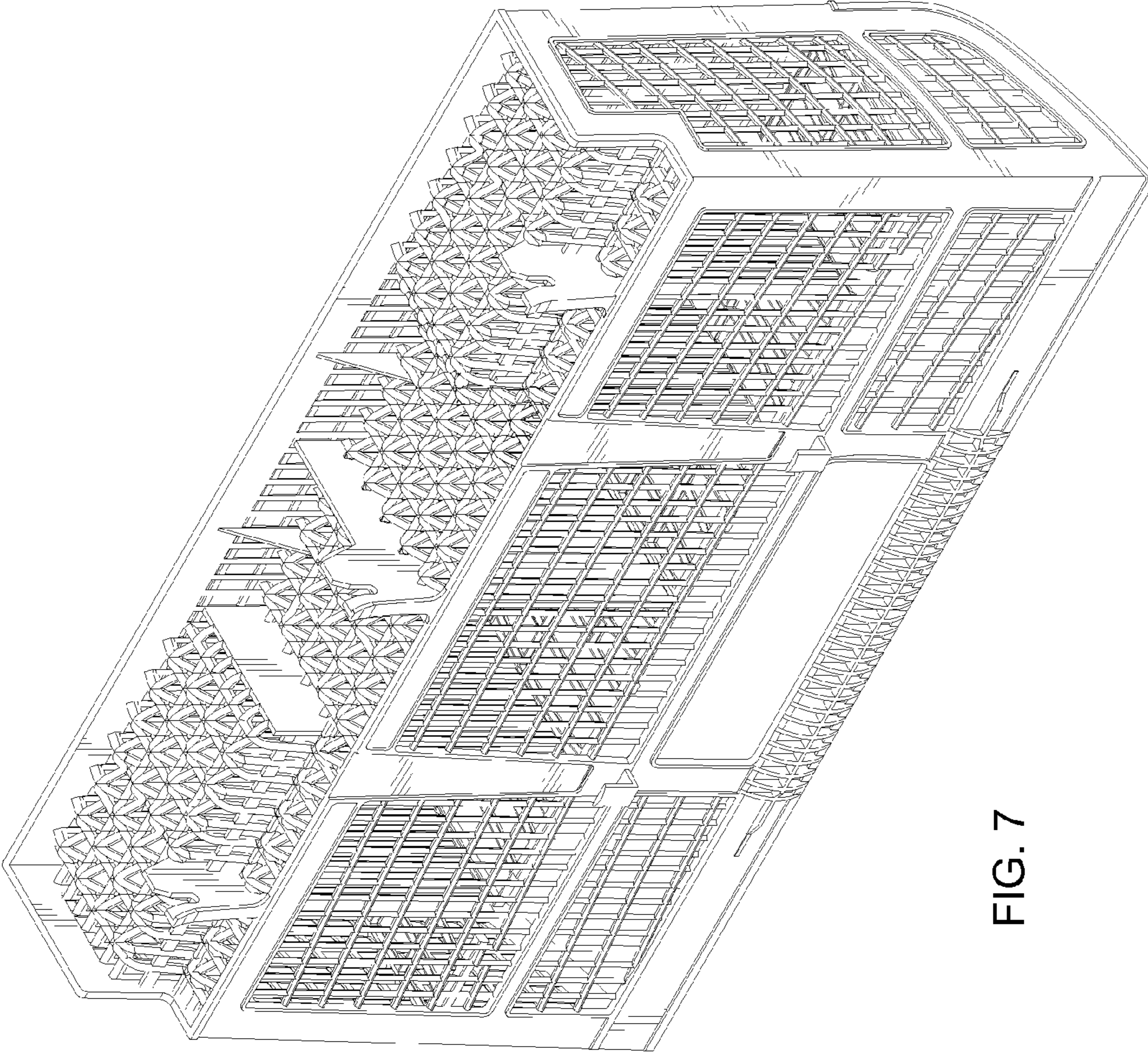


FIG. 7