



US00D681285S

(12) **United States Design Patent**
Namvong et al.

(10) **Patent No.:** **US D681,285 S**
(45) **Date of Patent:** **** Apr. 30, 2013**

(54) **PET FOOD AND WATER DISH**
(76) Inventors: **Kong Namvong**, Murrieta, CA (US);
Sourichanh Thongdynamay, Menifee,
CA (US)
(**) Term: **14 Years**
(21) Appl. No.: **29/424,889**
(22) Filed: **Jun. 16, 2012**
(51) **LOC (9) Cl.** **30-03**
(52) **U.S. Cl.**
USPC **D30/130; D30/133; D30/132**
(58) **Field of Classification Search** D30/121,
D30/122, 129-133; 119/61, 61.52-61.54,
119/62, 63, 51.02, 61.5, 51.5, 51.12, 74,
119/57.8, 18, 51.01, 61.3, 52.03, 52.04, 57.9,
119/61.55, 72, 61.57; D7/553.1, 502, 504,
D7/505, 506, 553-555, 550.1, 557.1; D27/134;
220/263, 657, 659, 495.01
See application file for complete search history.

4,896,627 A 1/1990 Riddell
D312,896 S 12/1990 Goetz
D326,742 S 6/1992 Tart
5,153,950 A 10/1992 Sowers
D342,353 S 12/1993 Anastasi
5,277,149 A 1/1994 East
D346,465 S 4/1994 Russell et al.
D360,497 S 7/1995 Lewis
5,485,806 A 1/1996 Watanabe
D374,515 S 10/1996 Benson, II
5,560,315 A 10/1996 Lampe
5,564,363 A * 10/1996 Soffici 119/61.53
5,632,228 A 5/1997 Ybarra
5,743,210 A 4/1998 Lampe
5,775,255 A * 7/1998 Louviere, III 119/51.5
5,794,564 A 8/1998 Paro

(Continued)

OTHER PUBLICATIONS

U.S. Appl. No. 29/301,204, filed Aug. 10, 2010, Namvong.

Primary Examiner — Susan Moon Lee

(57) **CLAIM**
The ornamental design for a pet food and water dish, as shown
and described.

(56) **References Cited**

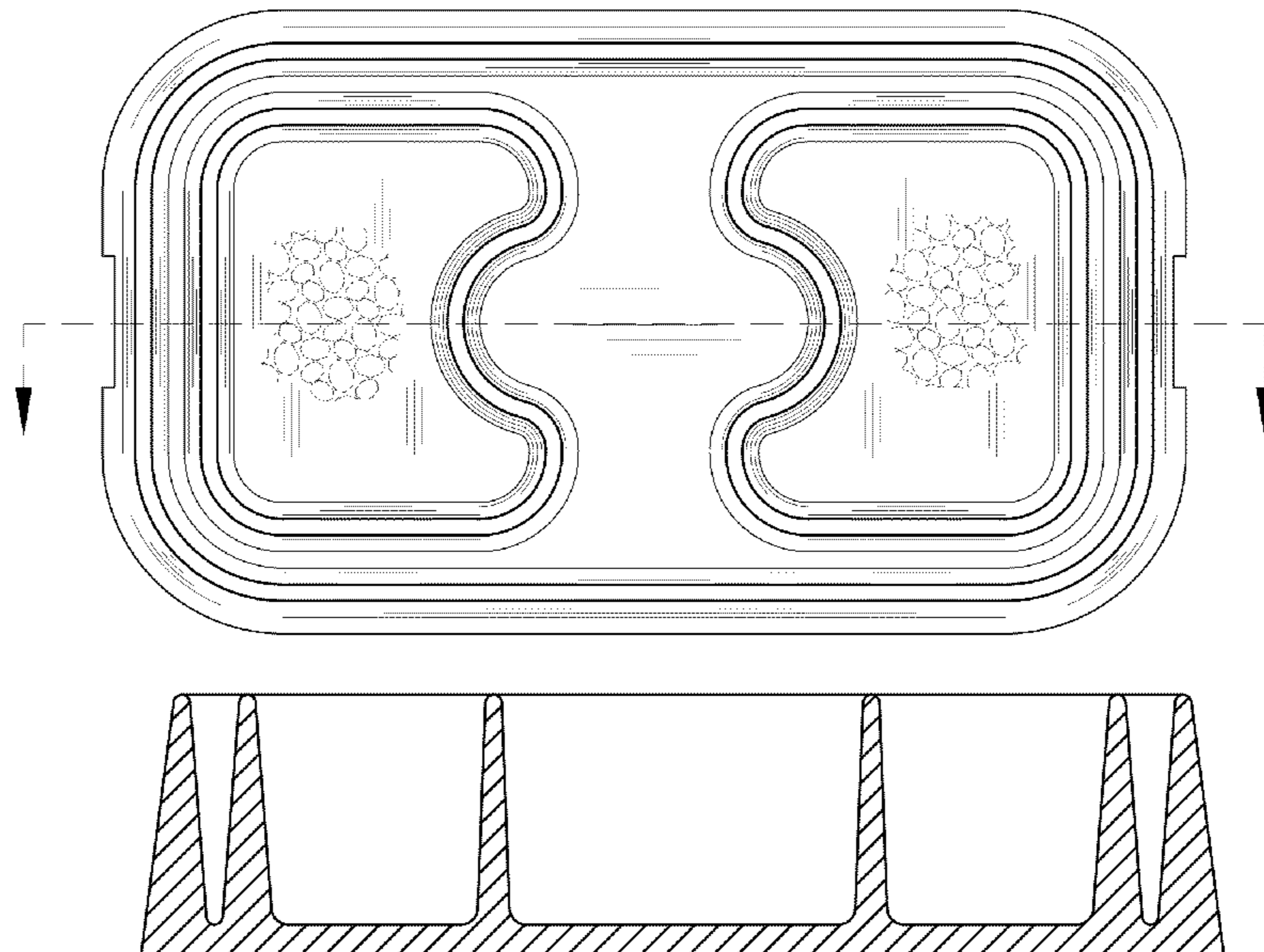
U.S. PATENT DOCUMENTS

531,527 A	12/1894	Haag
D57,119 S	2/1921	Eaton
D159,350 S	7/1950	La Tour
2,796,042 A	6/1957	Cope
D185,872 S	8/1959	Forsman
3,589,554 A	6/1971	Smith
3,841,268 A	10/1974	Bunger
4,003,340 A	1/1977	Kuzara et al.
D244,947 S	7/1977	Gerber
4,128,080 A	12/1978	Haney
D254,454 S	3/1980	Clugston
D268,728 S	4/1983	Poling
D269,045 S	5/1983	Easton
D294,531 S	3/1988	Neuzig
D302,755 S	8/1989	Zaliti

DESCRIPTION

FIG. 1 is a top view of the pet food and water dish showing the design.
FIG. 2 is a front side view of the design;
FIG. 3 is a rear side view of the design;
FIG. 4 is a bottom view of the design;
FIG. 5 is a left side view of the design;
FIG. 6 is a right side view of the design; and,
FIG. 7 is a cross-sectional elevation view as indicated by the
view lines in FIG. 1.
The broken line showing of food in FIG. 1 is for illustrative
purposes only and forms no part of the claimed design.

1 Claim, 2 Drawing Sheets



US D681,285 S

Page 2

U.S. PATENT DOCUMENTS

5,842,437	A	12/1998	Burns		
D413,416	S	8/1999	Frank		
6,145,474	A *	11/2000	Lemkin	119/61.5	
D449,137	S	10/2001	Newman		
D486,273	S *	2/2004	Tsengas	D30/130	
D486,274	S	2/2004	Tsengas		
D491,697	S *	6/2004	Tsengas	D30/130	
D511,593	S	11/2005	Ebesu		
D512,801	S	12/2005	Kratzer et al.		
D556,952	S	12/2007	Petersen		
D558,931	S *	1/2008	Hood et al.	D30/130	
D561,408	S	2/2008	Marsh		
D602,653	S	10/2009	Mendenhall		
D603,106	S *	10/2009	Ragonetti et al.	D30/130	
D621,560	S	8/2010	McMurphy		
D642,337	S	7/2011	Namvong et al.		
D653,000	S *	1/2012	Rutherford	D30/130	
D664,308	S *	7/2012	Crystal	D30/130	
D667,175	S *	9/2012	McMurphy	D30/133	
2011/0283947	A1 *	11/2011	Linke	119/61.53	

* cited by examiner

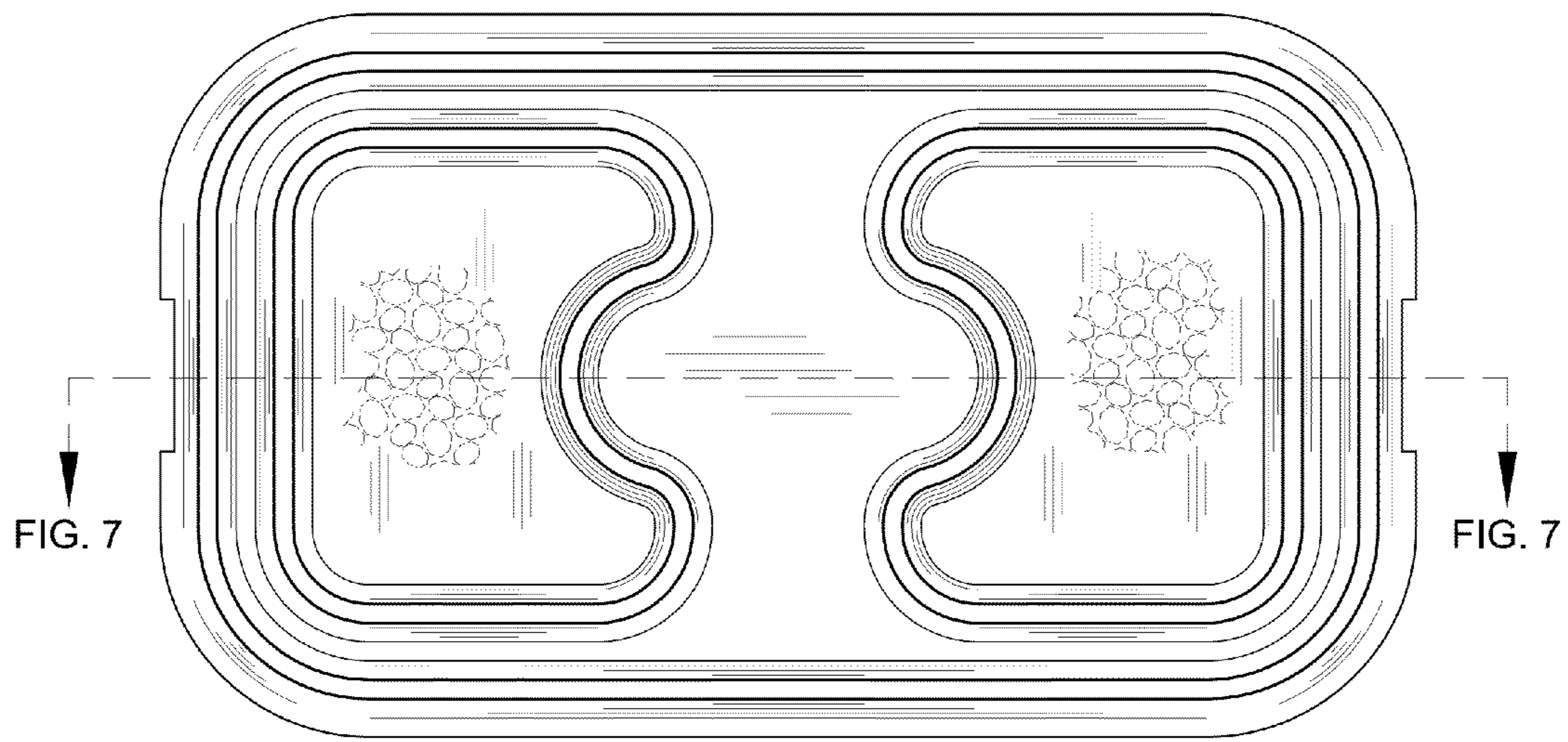


FIG. 1




FIG. 2




FIG. 3

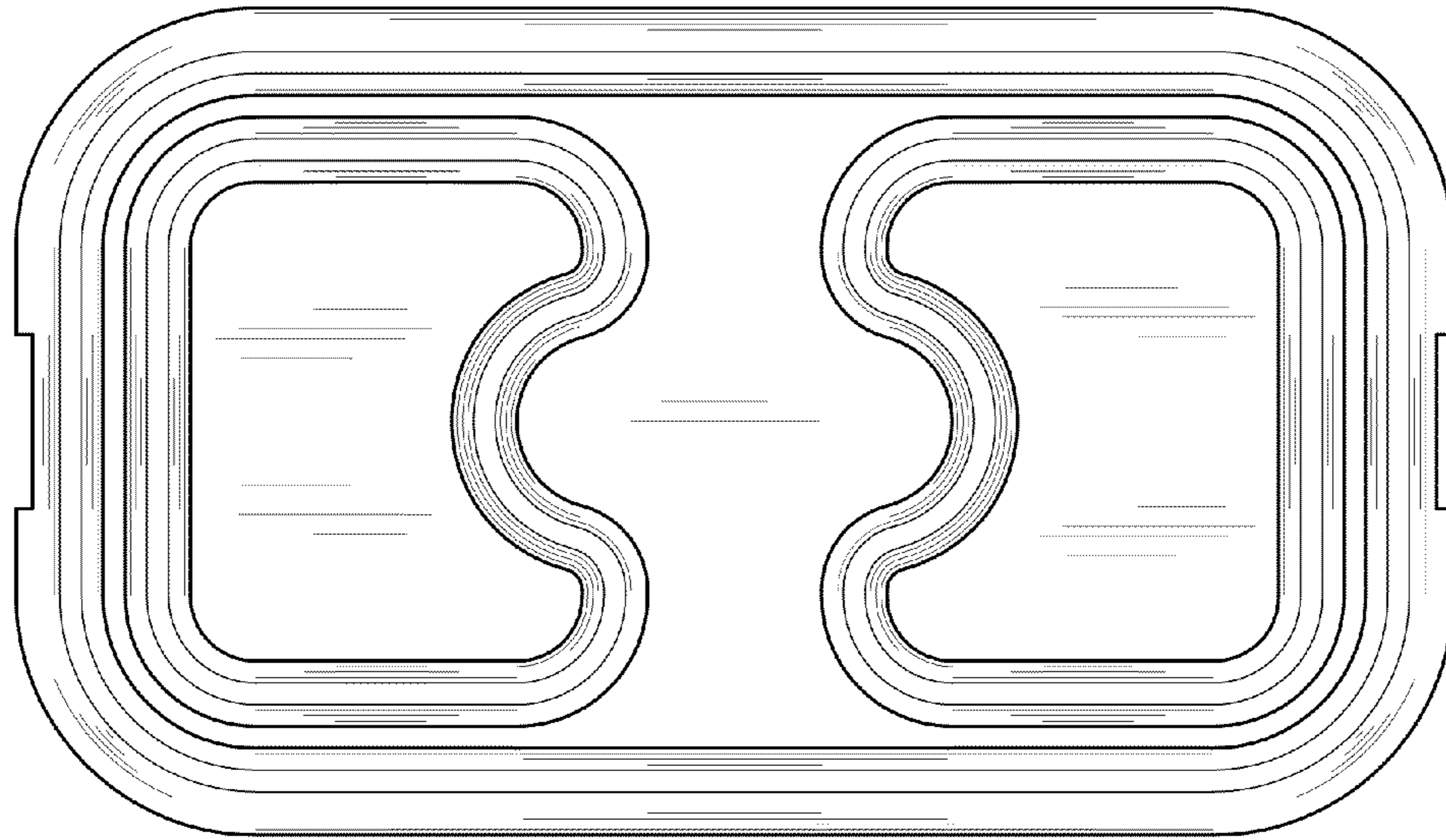


FIG. 4

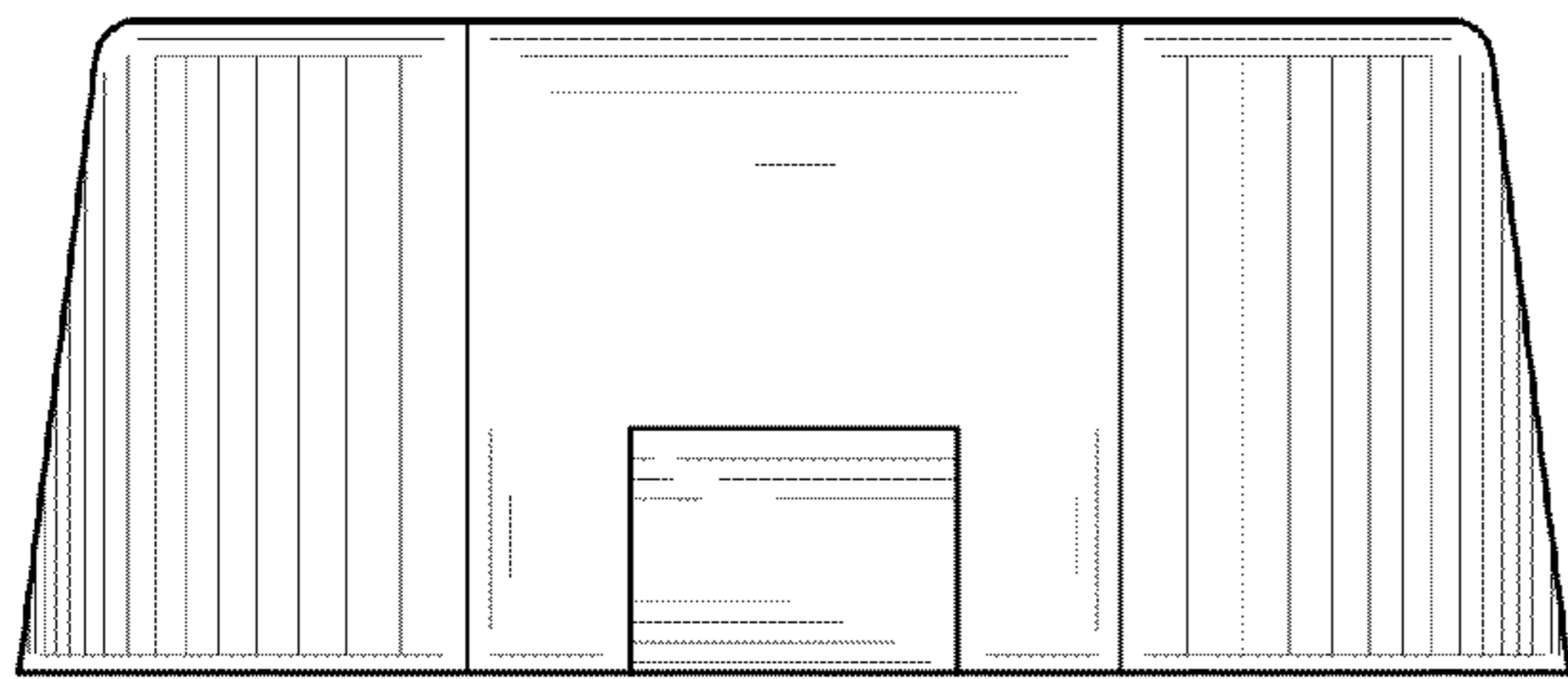


FIG. 5

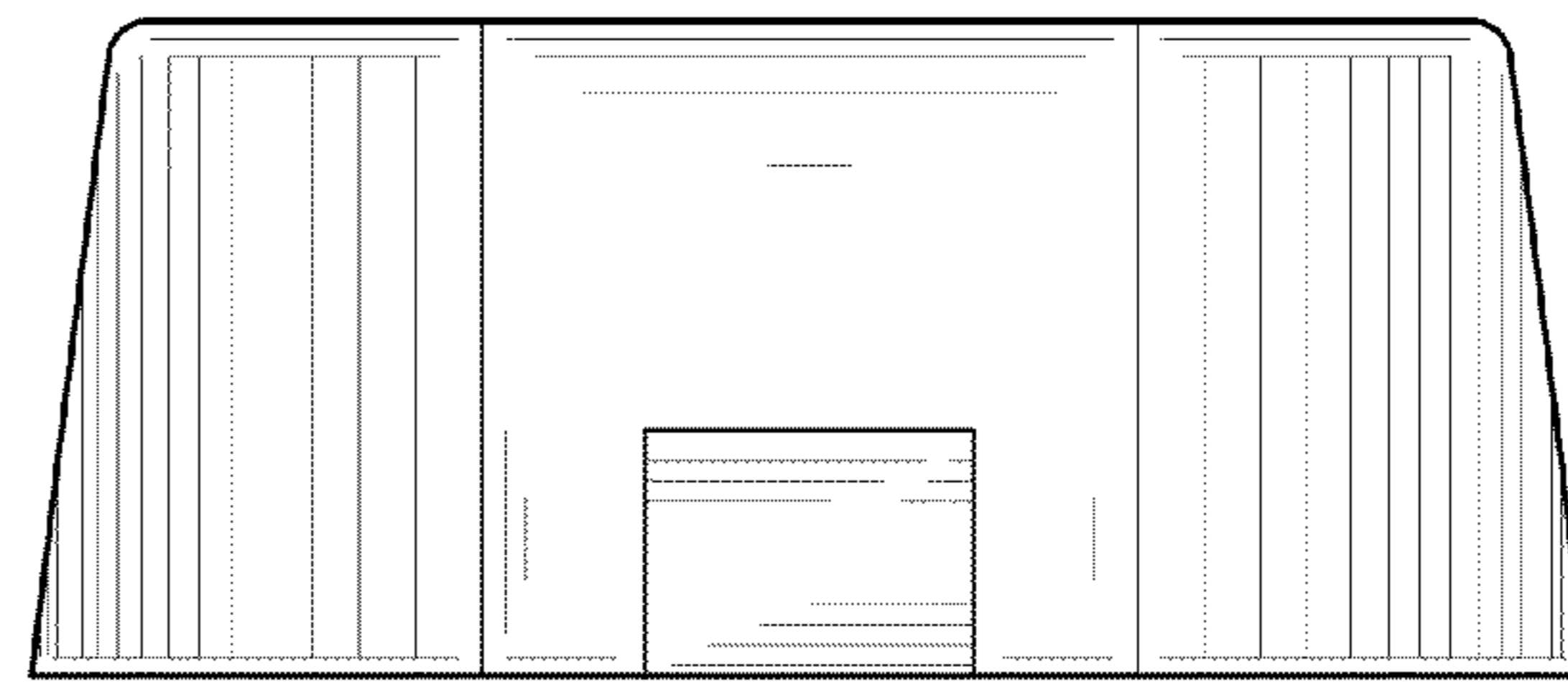


FIG. 6

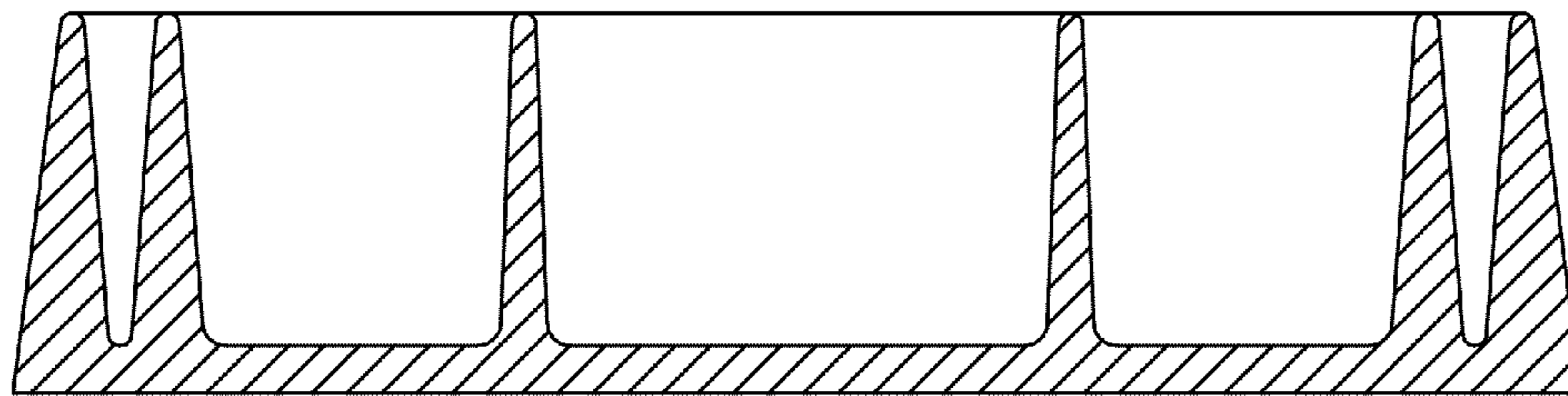


FIG. 7