



US00D681281S

(12) **United States Design Patent**  
**Bologna et al.**

(10) **Patent No.:** **US D681,281 S**

(45) **Date of Patent:** **\*\* Apr. 30, 2013**

(54) **PROTECTIVE SPORTS HELMET**

(75) Inventors: **Vittorio Bologna**, Medinah, IL (US);  
**Thad M. Ide**, Chicago, IL (US)

(73) Assignee: **Riddell, Inc.**, Rosemont, IL (US)

(\*\*) Term: **14 Years**

(21) Appl. No.: **29/391,016**

(22) Filed: **May 2, 2011**

(51) **LOC (9) Cl.** ..... **02-03**

(52) **U.S. Cl.**  
USPC ..... **D29/106**

(58) **Field of Classification Search** ..... D29/102-107,  
D29/122; 2/421, 423-425, 6.3, 6.5-6.7,  
2/411, 413, 414, 5, 427, 428, 9, 173, 206,  
2/209.13, 205, 909, 417; 446/27; D2/872,  
D2/873, 869

See application file for complete search history.

(56) **References Cited**

**U.S. PATENT DOCUMENTS**

D465,067	S	*	10/2002	Ide et al.	.....	D29/106
D495,838	S	*	9/2004	Arai	.....	D29/107
D511,026	S	*	10/2005	Ide et al.	.....	D29/107
7,240,376	B2	*	7/2007	Ide et al.	.....	2/425
D587,852	S	*	3/2009	Nimmons	.....	D29/106
D587,853	S	*	3/2009	Nimmons	.....	D29/106
D603,099	S	*	10/2009	Bologna et al.	.....	D29/106
D603,100	S	*	10/2009	Bologna	.....	D29/106
D616,154	S	*	5/2010	Daniel	.....	D29/122

D625,050	S	*	10/2010	Chen	.....	D29/106
D629,162	S	*	12/2010	Daniel	.....	D29/106
D633,658	S	*	3/2011	Daniel	.....	D29/122
7,954,177	B2	*	6/2011	Ide et al.	.....	2/425
D654,629	S	*	2/2012	Chou et al.	.....	D29/106
D654,630	S	*	2/2012	Chou et al.	.....	D29/106
2009/0265841	A1	*	10/2009	Ferrara	.....	2/421
2010/0005573	A1	*	1/2010	Rudd et al.	.....	2/414
2011/0209272	A1	*	9/2011	Drake	.....	2/411
2012/0011639	A1	*	1/2012	Beauchamp et al.	.....	2/414
2012/0079646	A1	*	4/2012	Belanger et al.	.....	2/425

\* cited by examiner

*Primary Examiner* — Ruth McInroy

(74) *Attorney, Agent, or Firm* — McDermott Will & Emery LLP

(57) **CLAIM**

We claim the ornamental design for a protective sports helmet, as shown and described.

**DESCRIPTION**

FIG. 1 is a perspective view of a protective sports helmet; FIG. 2 is a front view of the protective sports helmet; FIG. 3 is a side view of the protective sports helmet; FIG. 4 is a top view of the protective sports helmet; FIG. 5 is a rear view of the protective sports helmet; and, FIG. 6 is a bottom view of the protective sports helmet. The broken lines which represent boundary lines and unclaimed details form no part of the claimed design.

**1 Claim, 6 Drawing Sheets**

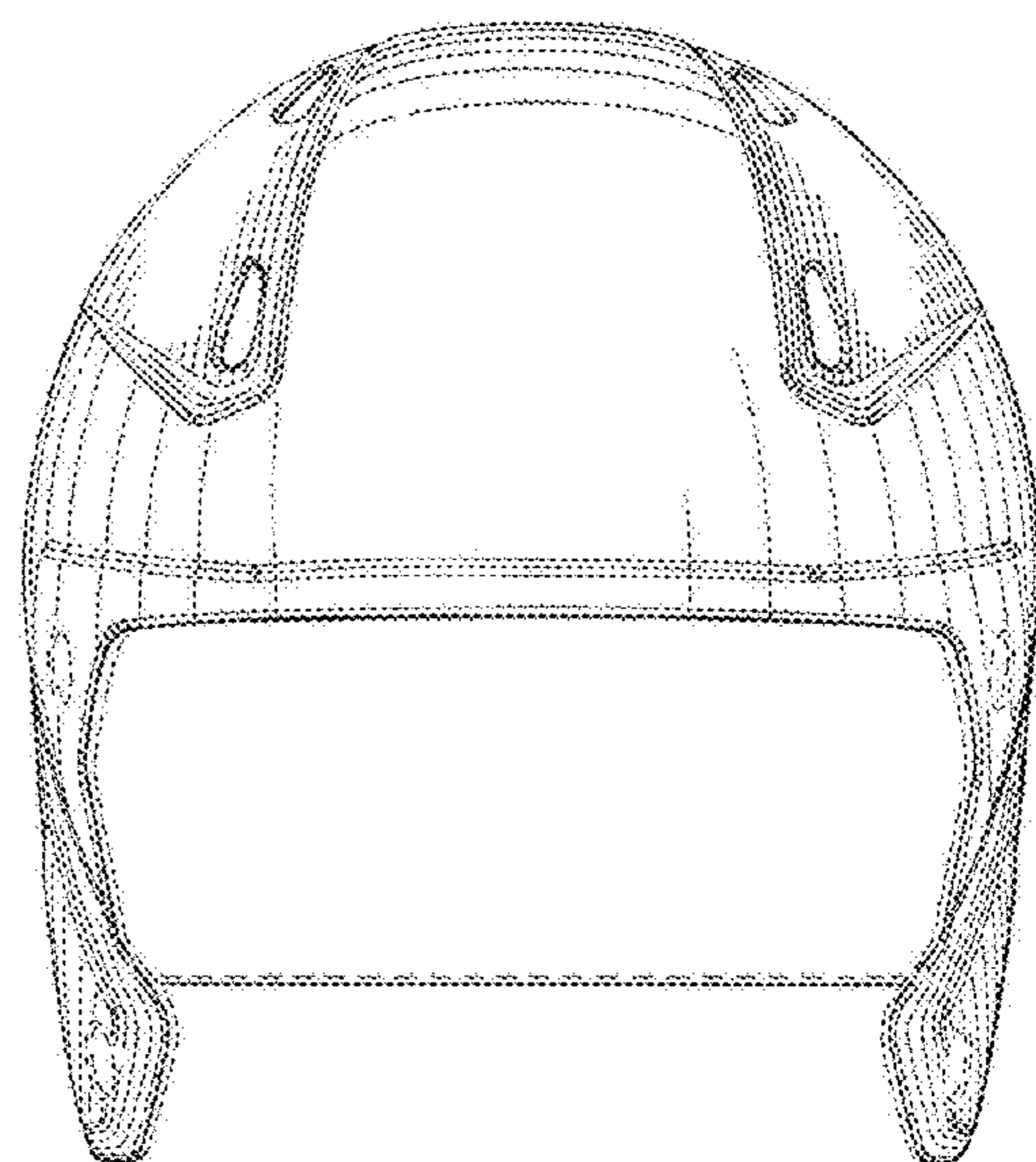
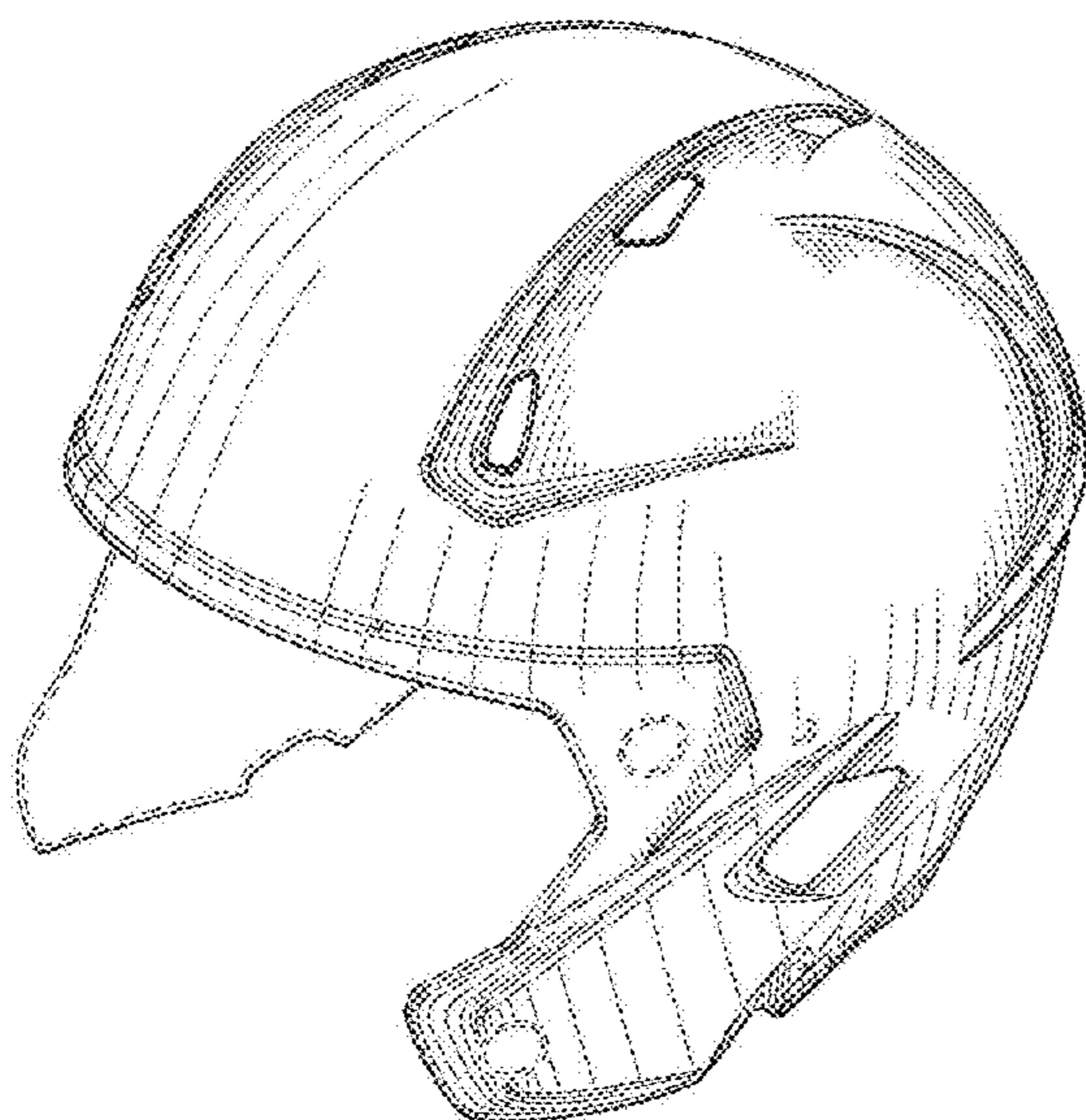


FIG. 1


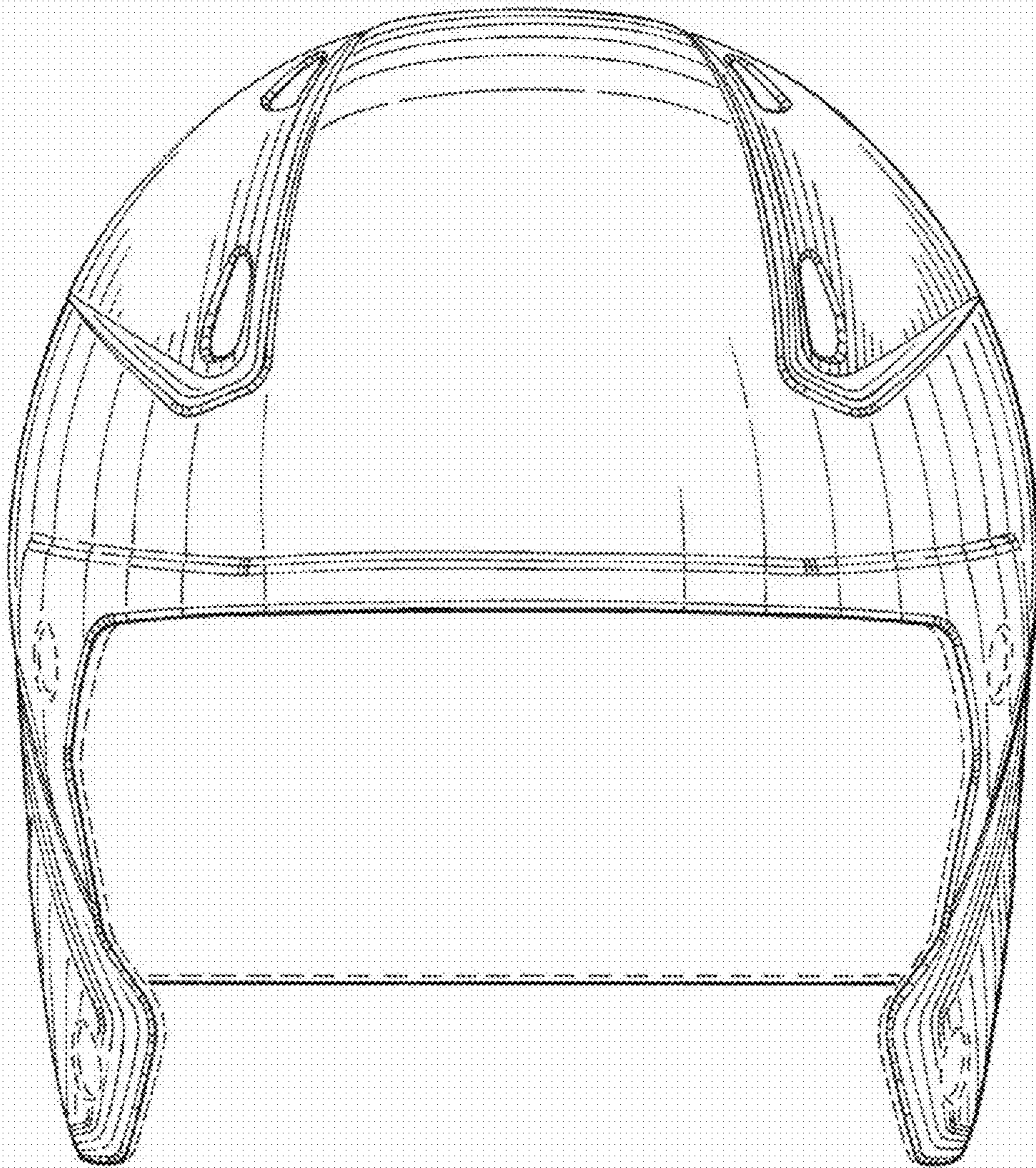


FIG. 2



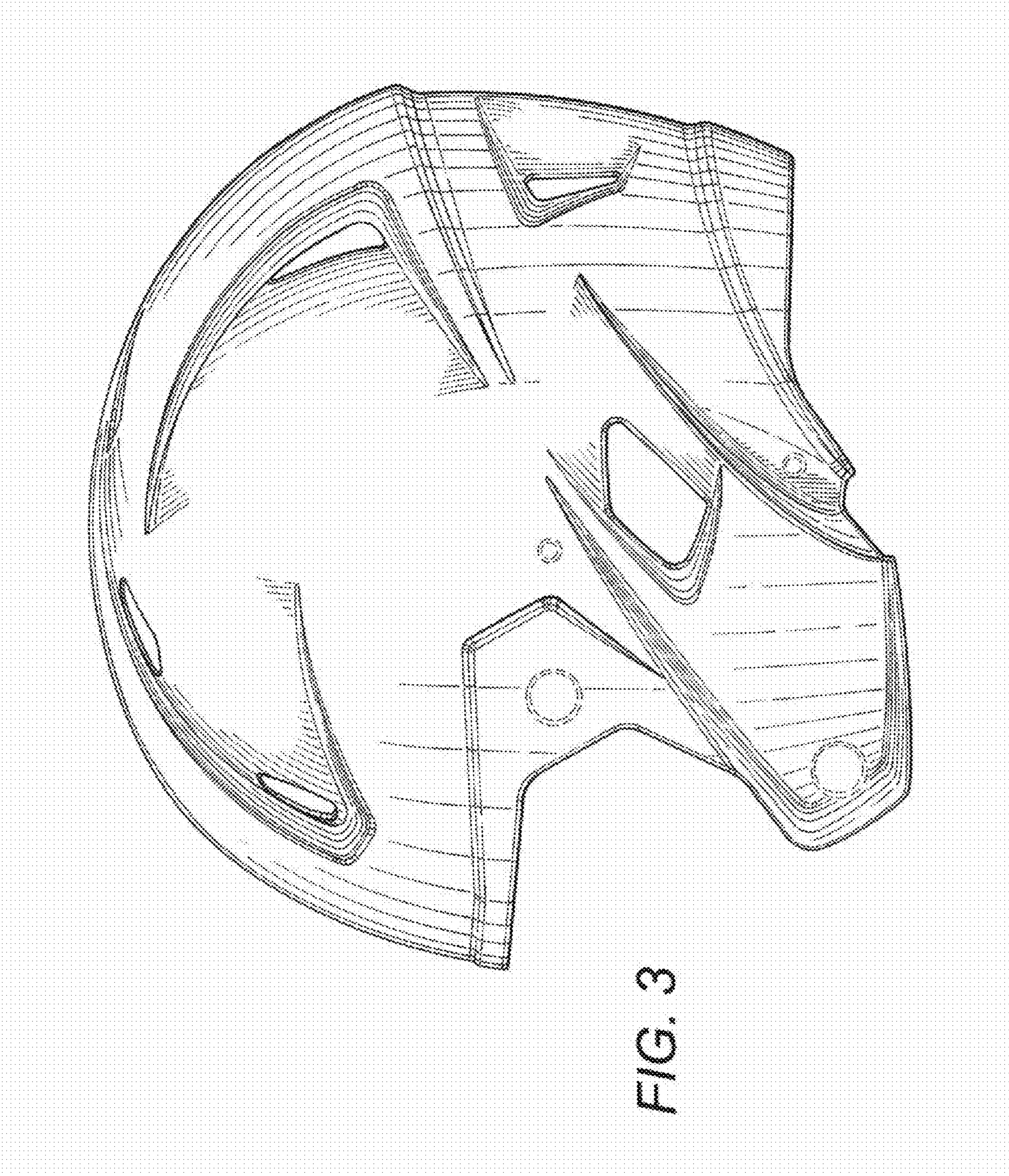


FIG. 3

FIG. 4

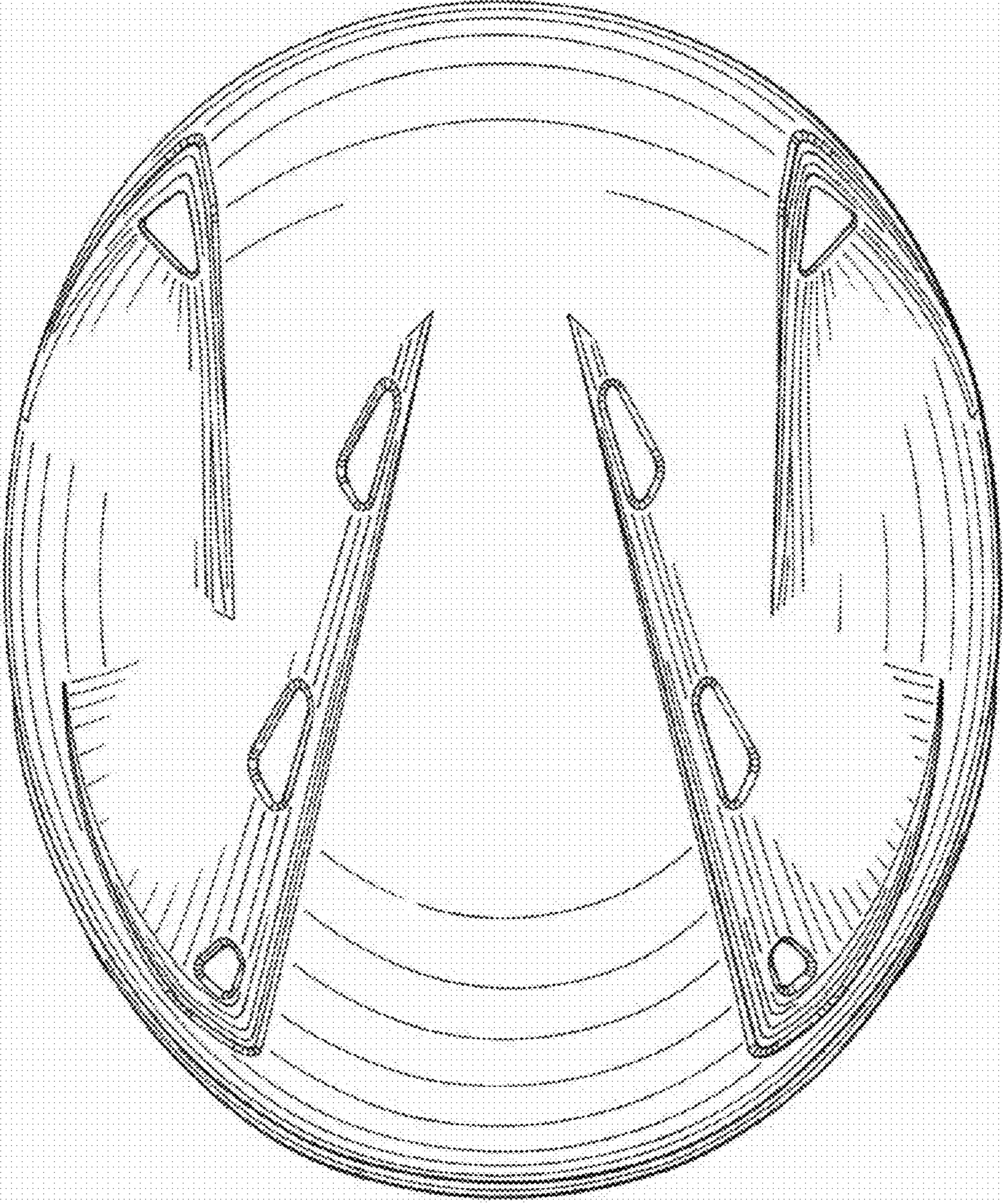


FIG. 5

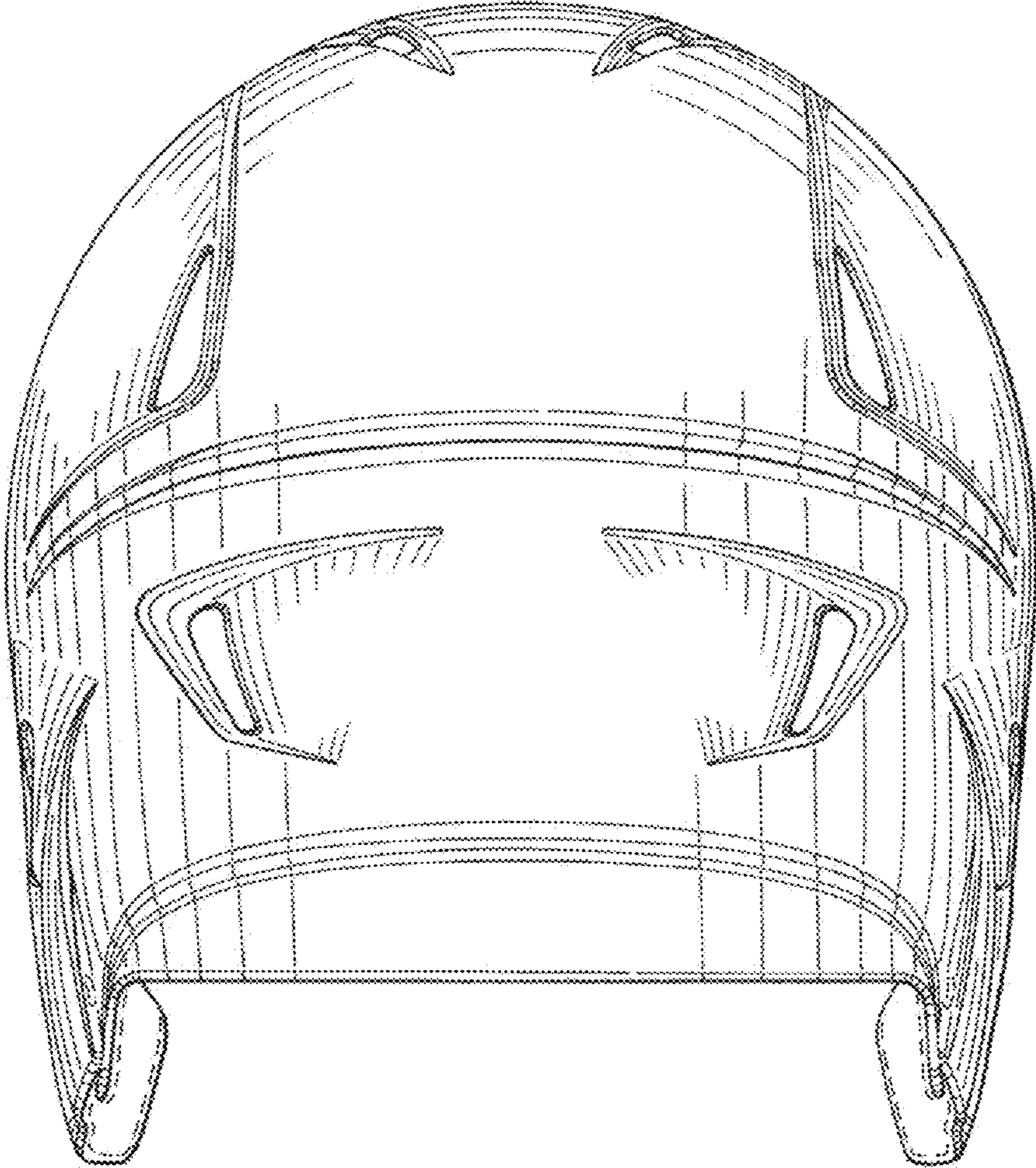


FIG. 6

