



US00D681270S

(12) **United States Design Patent**
Davis

(10) **Patent No.:** **US D681,270 S**
(45) **Date of Patent:** **** Apr. 30, 2013**

(54) **DETERGENT TABLET WITH DUAL COMPARTMENTS**

(75) Inventor: **William John Davis**, Bath (GB)

(73) Assignee: **The Procter & Gamble Company**, Cincinnati, OH (US)

(**) Term: **14 Years**

(21) Appl. No.: **29/422,285**

(22) Filed: **May 18, 2012**

(30) **Foreign Application Priority Data**

Nov. 30, 2011 (WO) 639330101

(51) **LOC (9) Cl.** **28-03**

(52) **U.S. Cl.**
USPC **D28/8.1**

(58) **Field of Classification Search** D28/8.1-8.2,
D28/4; D9/707, 710, 715, 414, 424-428;
510/141-148, 194, 276, 224, 277, 294-298,
510/439-450, 514, 520, 523

See application file for complete search history.

(56) **References Cited**

U.S. PATENT DOCUMENTS

D445,673 S * 7/2001 Richardson D9/710
D529,396 S * 10/2006 Whipple D9/669
D551,562 S * 9/2007 Considine et al. D9/609
D559,440 S * 1/2008 Schwartz et al. D28/8.1
D647,250 S * 10/2011 Heidel et al. D28/8.1

D648,067 S * 11/2011 Heidel et al. D28/8.1
D648,068 S * 11/2011 Heidel et al. D28/8.1
D656,671 S * 3/2012 Davis et al. D28/8.1
D656,672 S * 3/2012 Davis et al. D28/8.1
D656,673 S * 3/2012 Davis et al. D28/8.1
D656,674 S * 3/2012 Davis et al. D28/8.1
D657,495 S * 4/2012 Davis et al. D28/8.1
D666,768 S * 9/2012 Nixon D28/8.1

OTHER PUBLICATIONS

U.S. Appl. No. 29/440,092, filed Dec. 19, 2012, Davis et al.
U.S. Appl. No. 29/440,106, filed Dec. 19, 2012, Davis et al.
U.S. Appl. No. 29/440,108, filed Dec. 19, 2012, Davis et al.

* cited by examiner

Primary Examiner — Jennifer Rivard

(74) *Attorney, Agent, or Firm* — Melissa G. Krasovec;
Steven W. Miller


(57) **CLAIM**

The ornamental design for a detergent tablet with dual compartments, as shown and described.

DESCRIPTION

FIG. 1 is a perspective view of the detergent tablet with dual compartments, embodying the new design;
FIG. 2 is a left view thereof;
FIG. 3 is a right view thereof;
FIG. 4 is a front view thereof;
FIG. 5 is a back view thereof;
FIG. 6 is a top view thereof; and,
FIG. 7 is a bottom view thereof.

1 Claim, 7 Drawing Sheets






FIG. 1

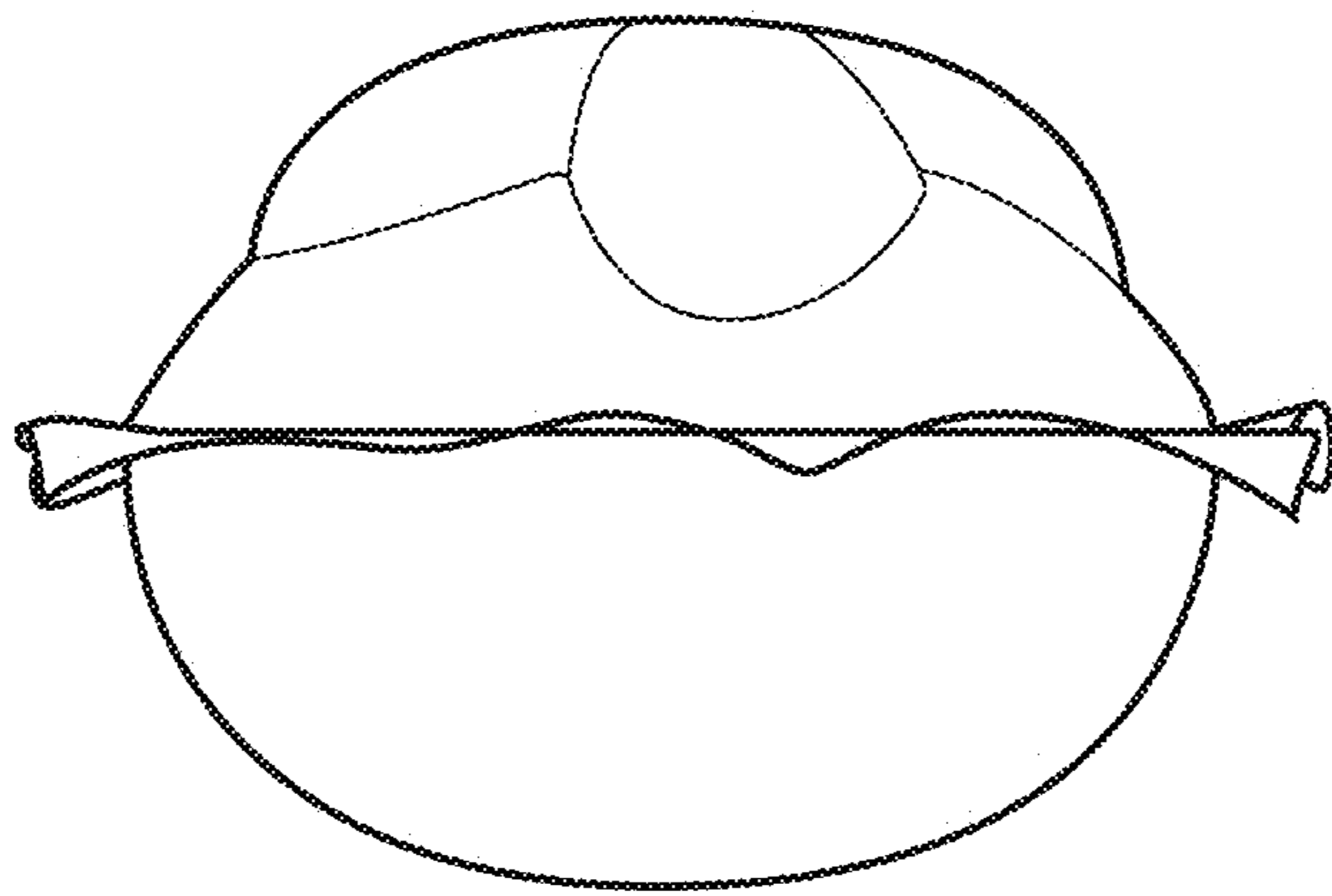


FIG. 2

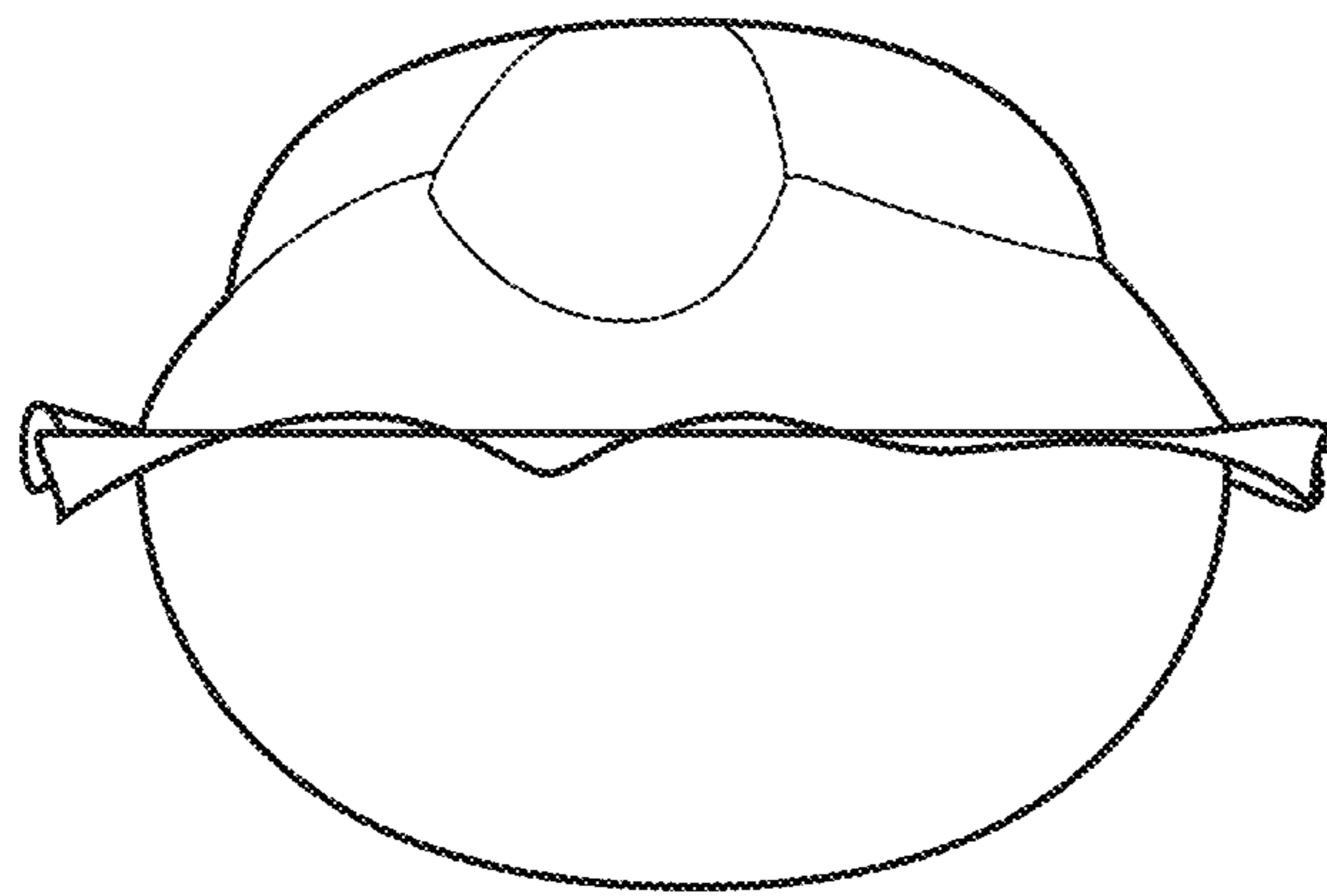


FIG. 3

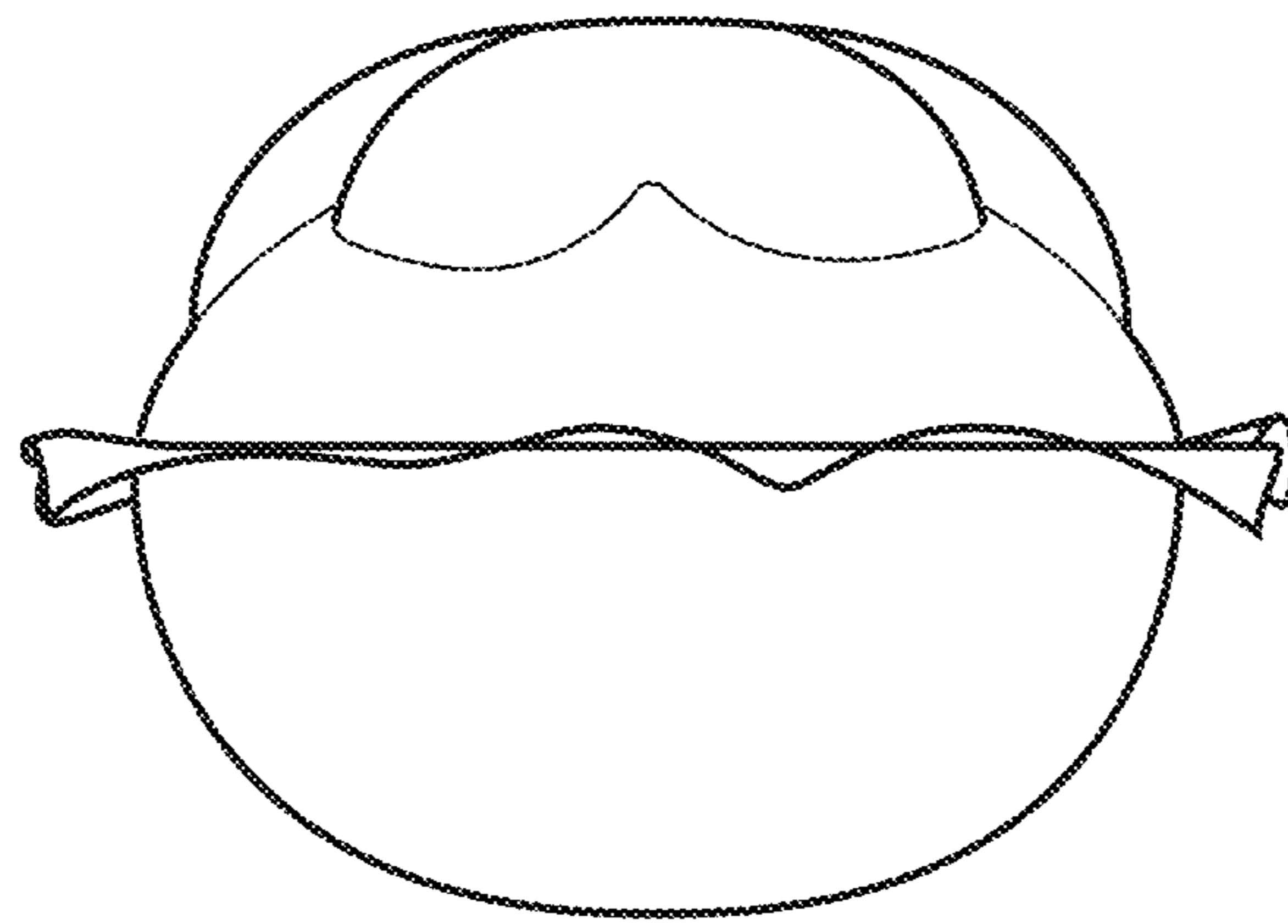


FIG. 4

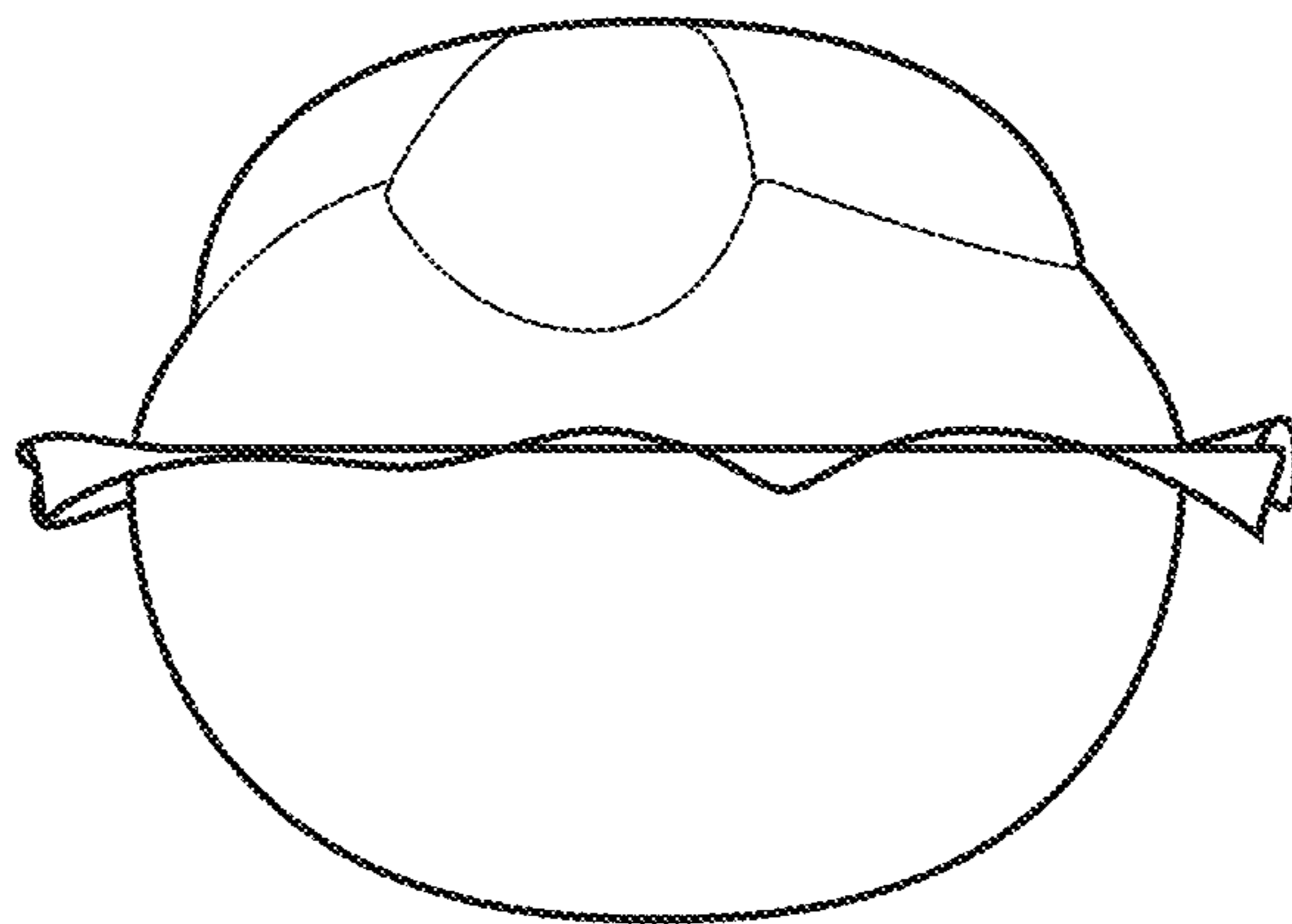


FIG. 5




FIG. 6

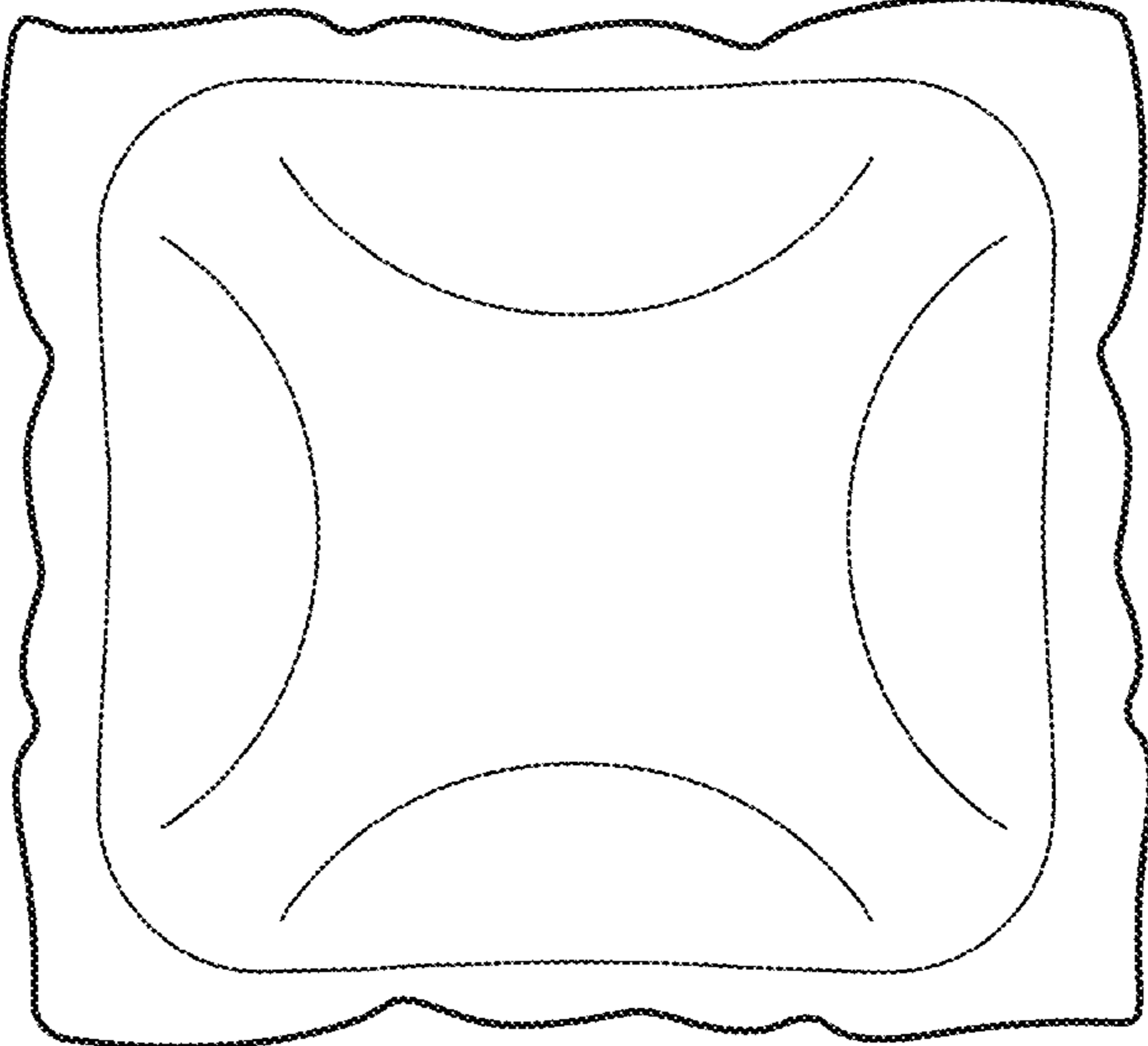


FIG. 7