



US00D681267S

(12) **United States Design Patent**
Touzjian

(10) **Patent No.:** **US D681,267 S**
(45) **Date of Patent:** **** Apr. 30, 2013**

- (54) **SMOKING APPARATUS**
- (76) Inventor: **Vicken Touzjian**, Tarzana, CA (US)
- (**) Term: **14 Years**
- (21) Appl. No.: **29/412,880**
- (22) Filed: **Feb. 8, 2012**
- (51) **LOC (9) Cl.** **27-02**
- (52) **U.S. Cl.**
USPC **D27/162**
- (58) **Field of Classification Search** D22/112;
D27/162-169, 172, 180, 191, 193, 194;
131/329-180, 192; D9/767, 781, 545, 549,
D9/551, 564, 428; D29/128
See application file for complete search history.

5,619,009	A *	4/1997	Le Grouyellec	102/334
5,874,690	A *	2/1999	Brunn	102/334
2002/0088469	A1 *	7/2002	Rennecamp	131/330
2007/0228079	A1 *	10/2007	Vogel et al.	222/151
2010/0263681	A1	10/2010	Zhao		
2011/0073120	A1 *	3/2011	Adamic	131/328
2011/0226266	A1 *	9/2011	Tao	131/185
2012/0052167	A1 *	3/2012	Robbins	426/231
2012/0152225	A1 *	6/2012	Mitchell	126/25 B
2012/0247359	A1 *	10/2012	Brunn	102/334

* cited by examiner

Primary Examiner — Michael A Pratt
(74) *Attorney, Agent, or Firm* — Trojan Law Offices

(57) **CLAIM**
The ornamental design for a smoking apparatus, as shown and described.

(56) **References Cited**

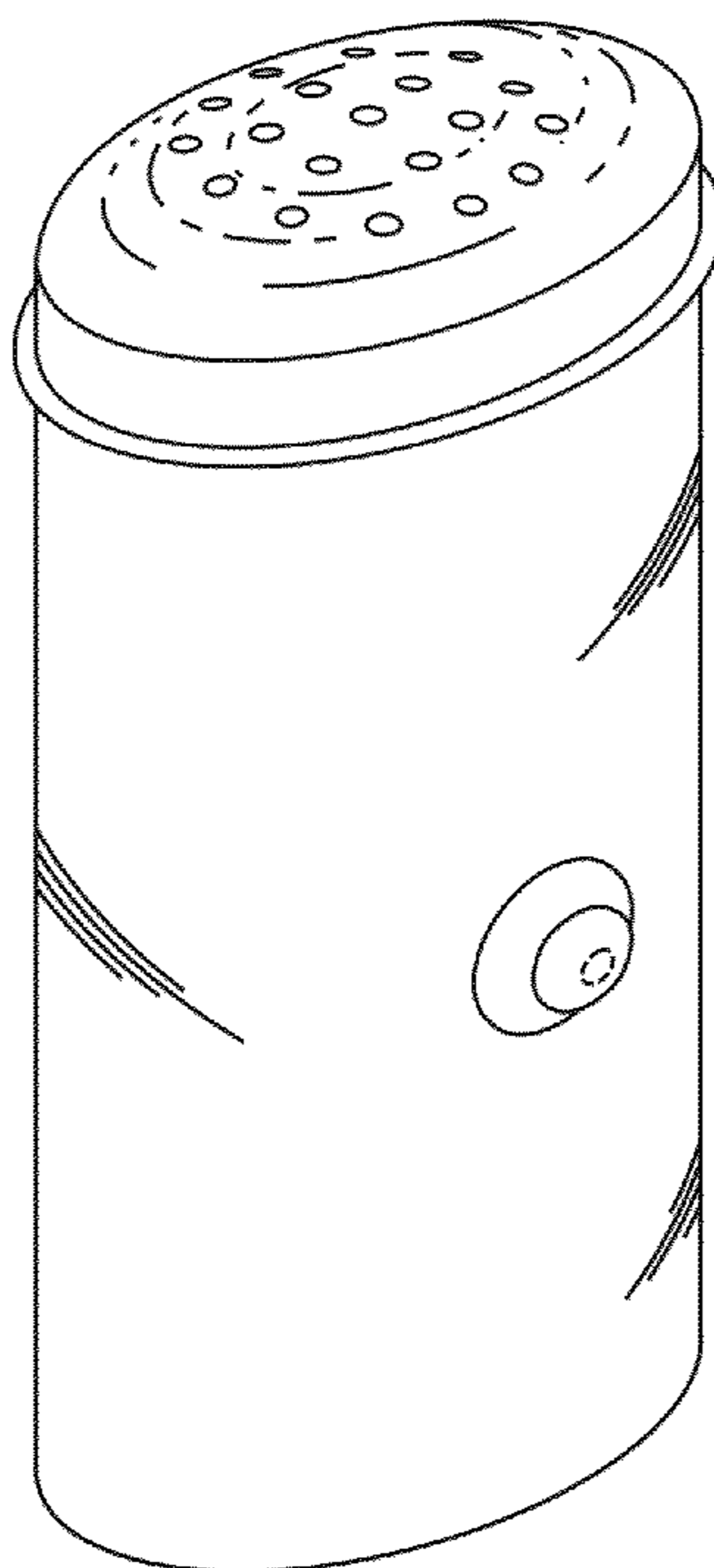
U.S. PATENT DOCUMENTS

2,565,352	A *	8/1951	Champney et al.	102/334
2,978,716	A *	4/1961	Jackson	441/19
3,324,794	A *	6/1967	Gahle	102/334
3,354,829	A *	11/1967	Nichols	102/334
3,430,569	A *	3/1969	Werbel et al.	102/334
3,487,439	A *	12/1969	Winston	206/524.1
D217,807	S *	6/1970	Douglas	D9/773
3,759,216	A *	9/1973	Sanders et al.	116/210
4,186,664	A *	2/1980	Huber et al.	102/334
D258,540	S *	3/1981	Kotuby et al.	D27/194
4,391,197	A *	7/1983	Jacobsen et al.	102/334
4,436,034	A *	3/1984	Jacobsen et al.	102/334
4,549,486	A *	10/1985	Betts et al.	102/334
4,622,899	A *	11/1986	Weber	102/334
4,727,811	A *	3/1988	Lubbers	102/334

DESCRIPTION

FIG. 1 is a perspective view of a smoking apparatus showing my new design;
FIG. 2 is a front view of the smoking apparatus shown in FIG. 1;
FIG. 3 is a back view of the smoking apparatus shown in FIG. 1; and,
FIG. 4 is a top view of the smoking apparatus shown in FIG. 1.
The evenly spaced broken lines showing an aperture in a plug on the front of the smoking apparatus in FIGS. 1 and 2 show portions that form no part of the claimed design.

1 Claim, 2 Drawing Sheets



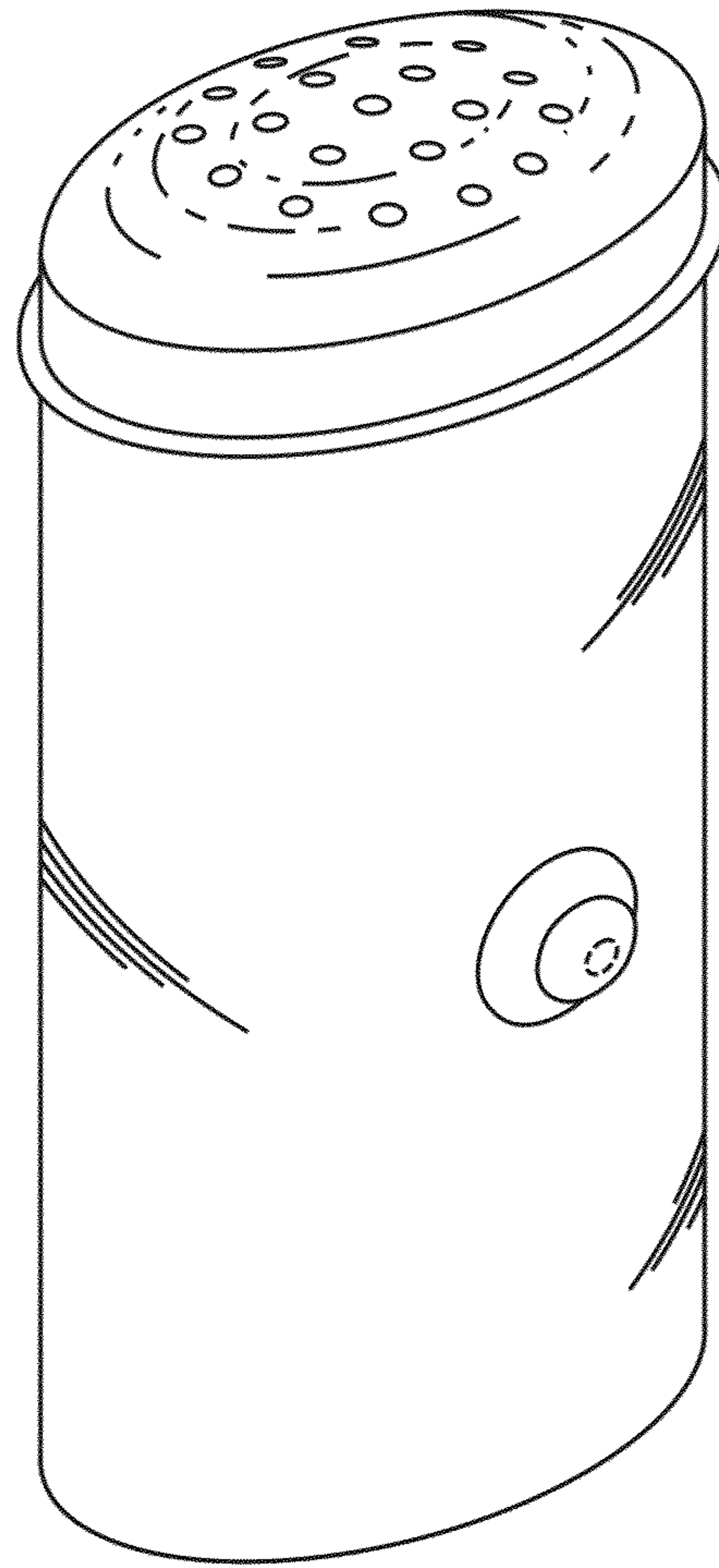


Fig. 1

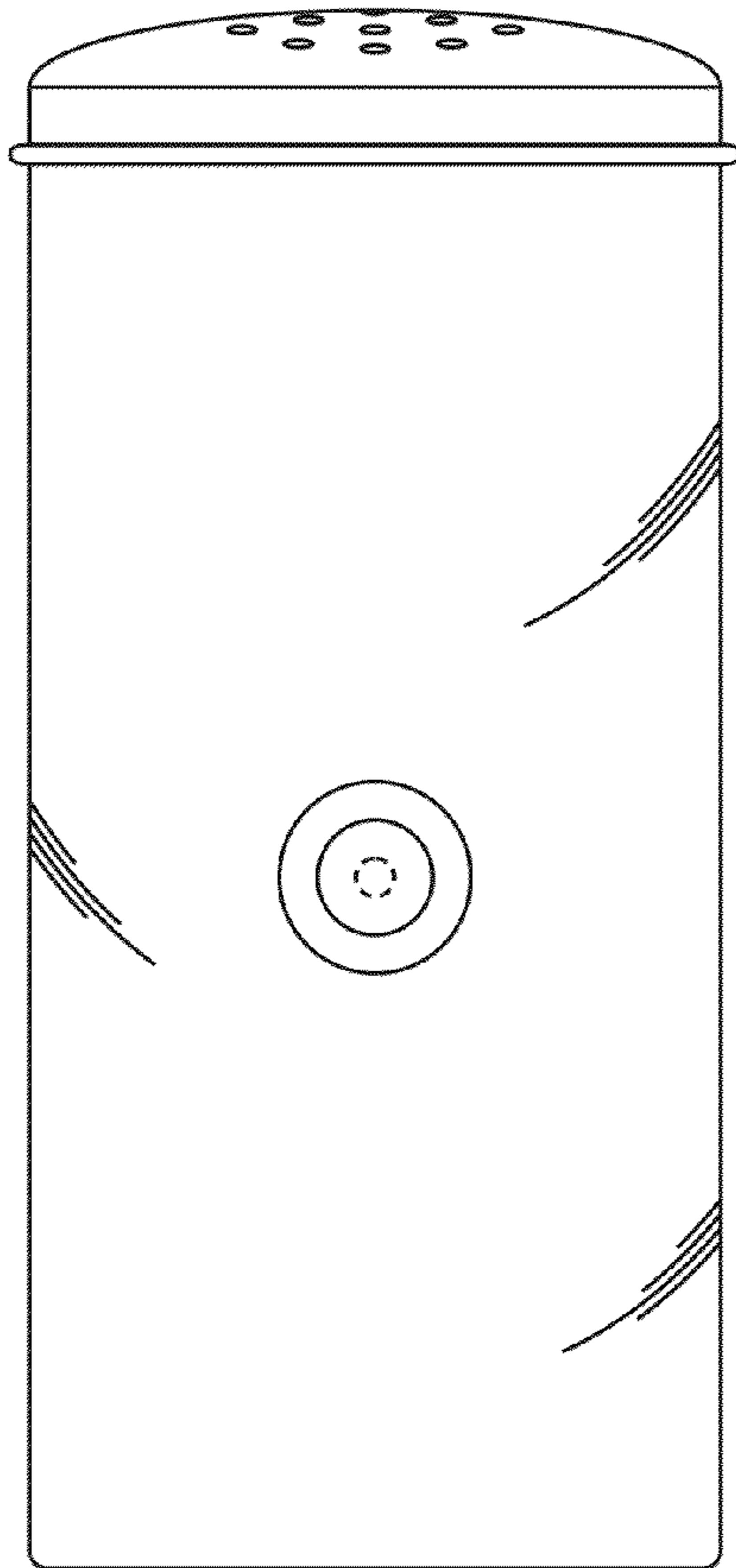


Fig. 2

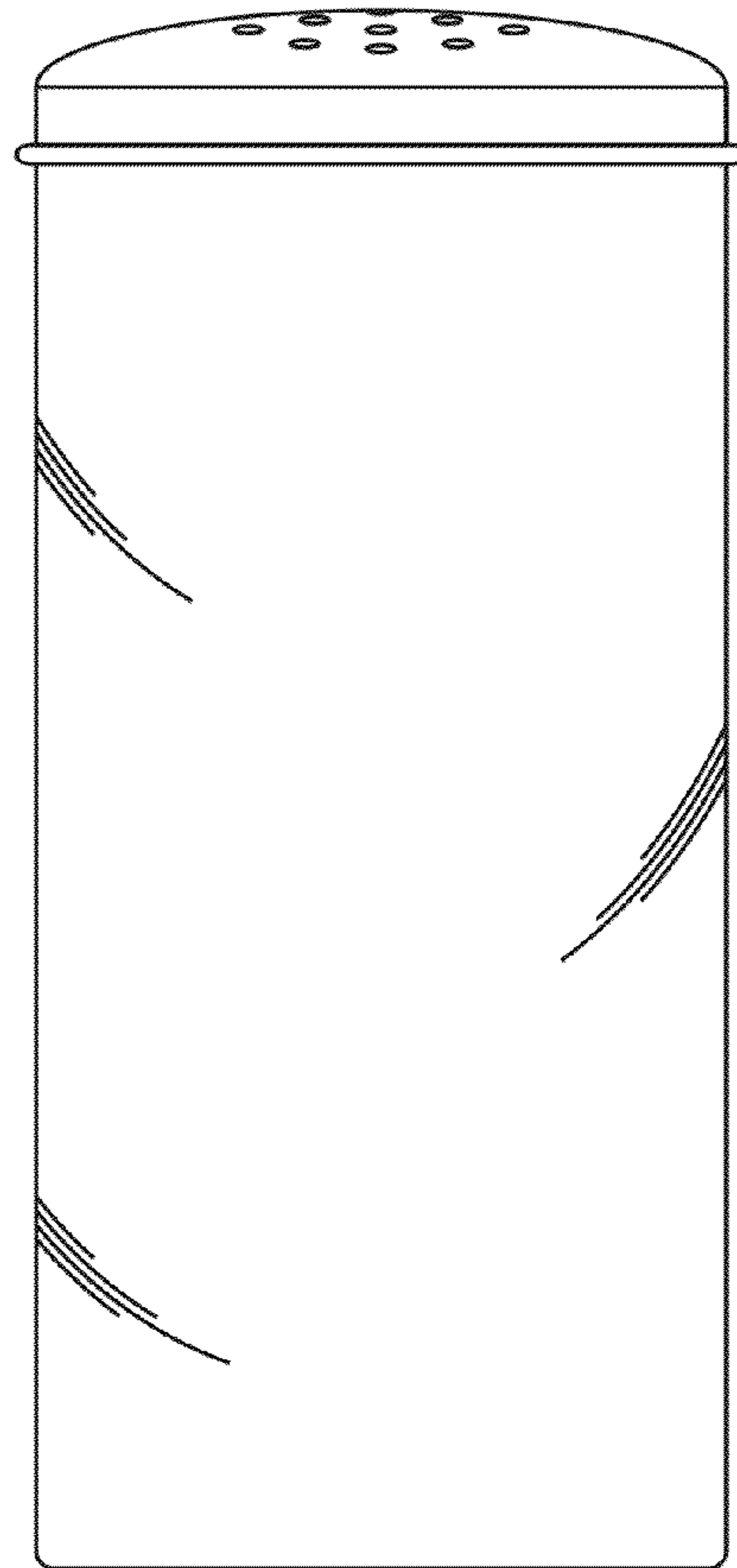


Fig. 3

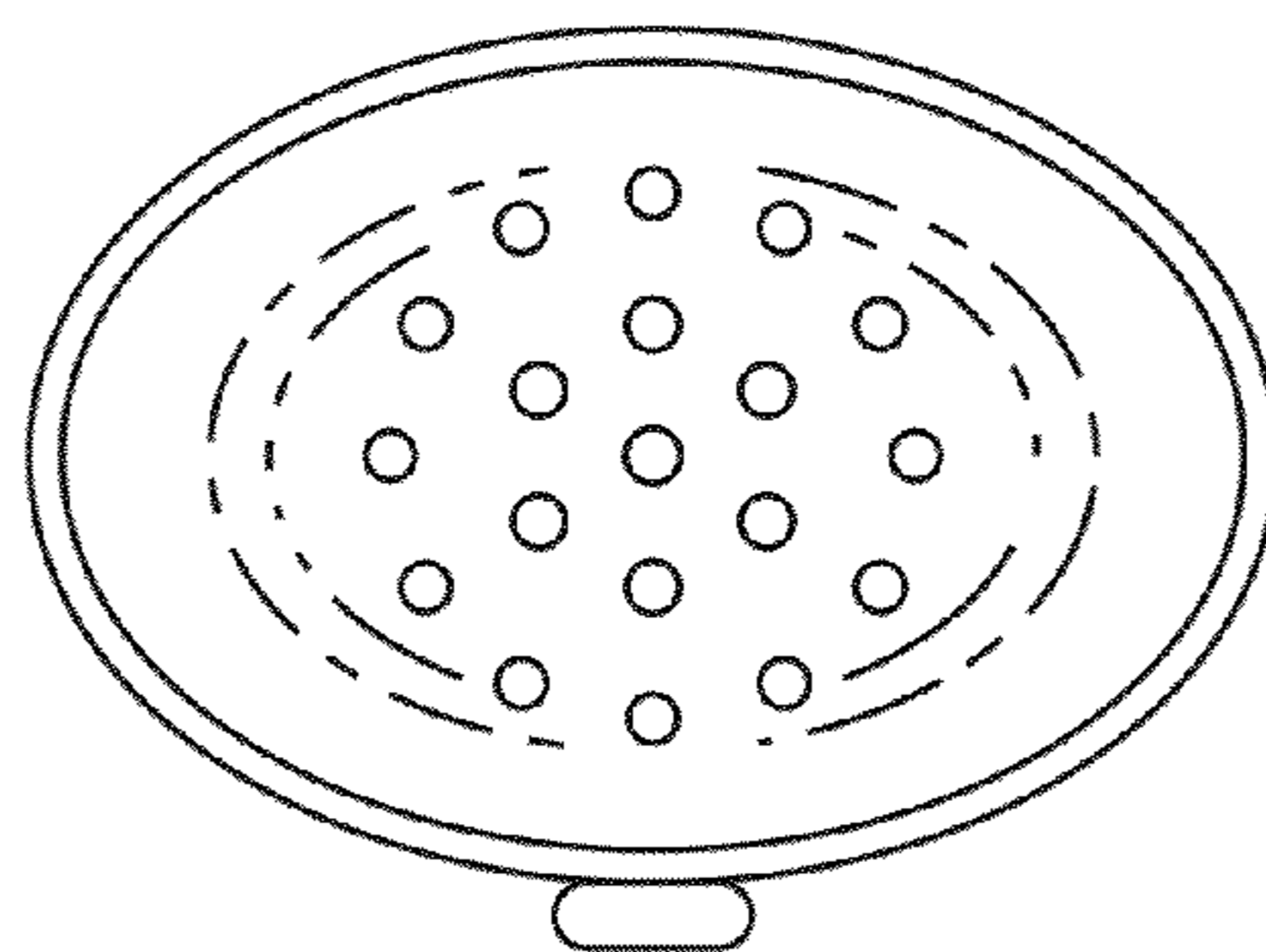


Fig. 4