



US00D681266S

(12) **United States Design Patent**
Yando

(10) **Patent No.:** **US D681,266 S**
(45) **Date of Patent:** **** Apr. 30, 2013**

(54) **CHANDELIER**

(75) Inventor: **Roslyn J. Yando**, Brainardsville, NY
(US)

(73) Assignee: **Swarovski Lighting, Ltd.**, Plattsburgh,
NY (US)

(**) Term: **14 Years**

(21) Appl. No.: **29/426,182**

(22) Filed: **Jul. 2, 2012**

(51) **LOC (9) Cl.** **26-99**

(52) **U.S. Cl.**
USPC **D26/142**

(58) **Field of Classification Search** D26/142,
D26/118, 119, 113, 128, 129, 140, 141, 136,
D26/135, 145, 155, 154, 130, 63, 62, 64,
D26/65, 66, 67, 68, 69, 1, 2, 3, 88, 89, 24,
D26/25, 26, 72, 74, 75, 76, 78, 77, 82, 84,
D26/85, 93, 123, 124, 125; D13/179, 180;
362/393, 145, 396, 194, 195, 196, 362, 326,
362/149, 147, 146, 148, 234, 249.01-249.12,
362/294, 295, 373

See application file for complete search history.

(56) **References Cited**

U.S. PATENT DOCUMENTS

D67,367 S * 5/1925 Severus D26/153
D373,845 S * 9/1996 Dolan D26/149
D406,920 S * 3/1999 Valero D26/145
D432,698 S * 10/2000 Hsieh D26/84

D433,764 S * 11/2000 Dolan D26/84
D444,909 S * 7/2001 Dolan D26/138
D459,013 S * 6/2002 Dolan D26/81
D463,602 S * 9/2002 Yando D26/81
D465,596 S * 11/2002 Dolan D26/84
D498,557 S * 11/2004 Yando et al. D26/155
D518,225 S * 3/2006 Yando et al. D26/142
D529,224 S * 9/2006 Flores D26/154
D552,289 S * 10/2007 De'Armond D26/81
D563,029 S * 2/2008 Hsu D26/81

OTHER PUBLICATIONS

Images from Google search for old fashioned oil lamps, Jul. 2012.

* cited by examiner

Primary Examiner — Kevin Rudzinski

(74) *Attorney, Agent, or Firm* — Heslin Rothenberg Farley
& Mesiti P.C.

(57) **CLAIM**

The ornamental design for a chandelier, as shown and
described.

DESCRIPTION

FIG. 1 is a perspective view of the chandelier of the present
invention;

FIG. 2 is a front elevation view thereof;

FIG. 3 is a right side elevation view thereof;

FIG. 4 is a rear elevation view thereof;


FIG. 5 is a left side elevation view thereof;

FIG. 6 is a top plan view thereof; and,

FIG. 7 is a bottom plan view thereof.

The broken line showing is for purposes of illustrating envi-
ronmental structure and forms no part of the claimed design.

1 Claim, 7 Drawing Sheets






FIG. 1




FIG. 2




FIG. 3




FIG. 4




FIG. 5

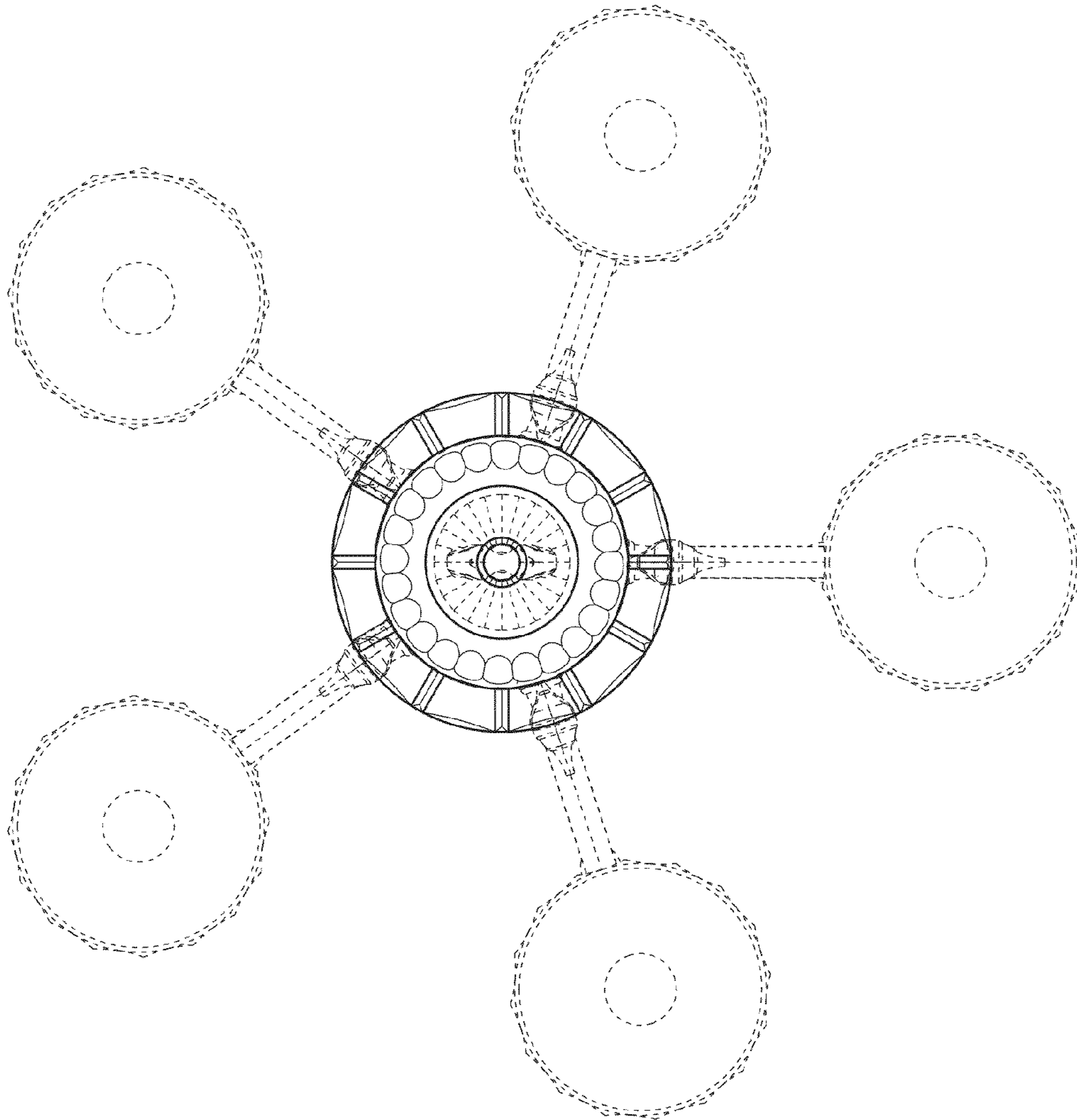


FIG. 6

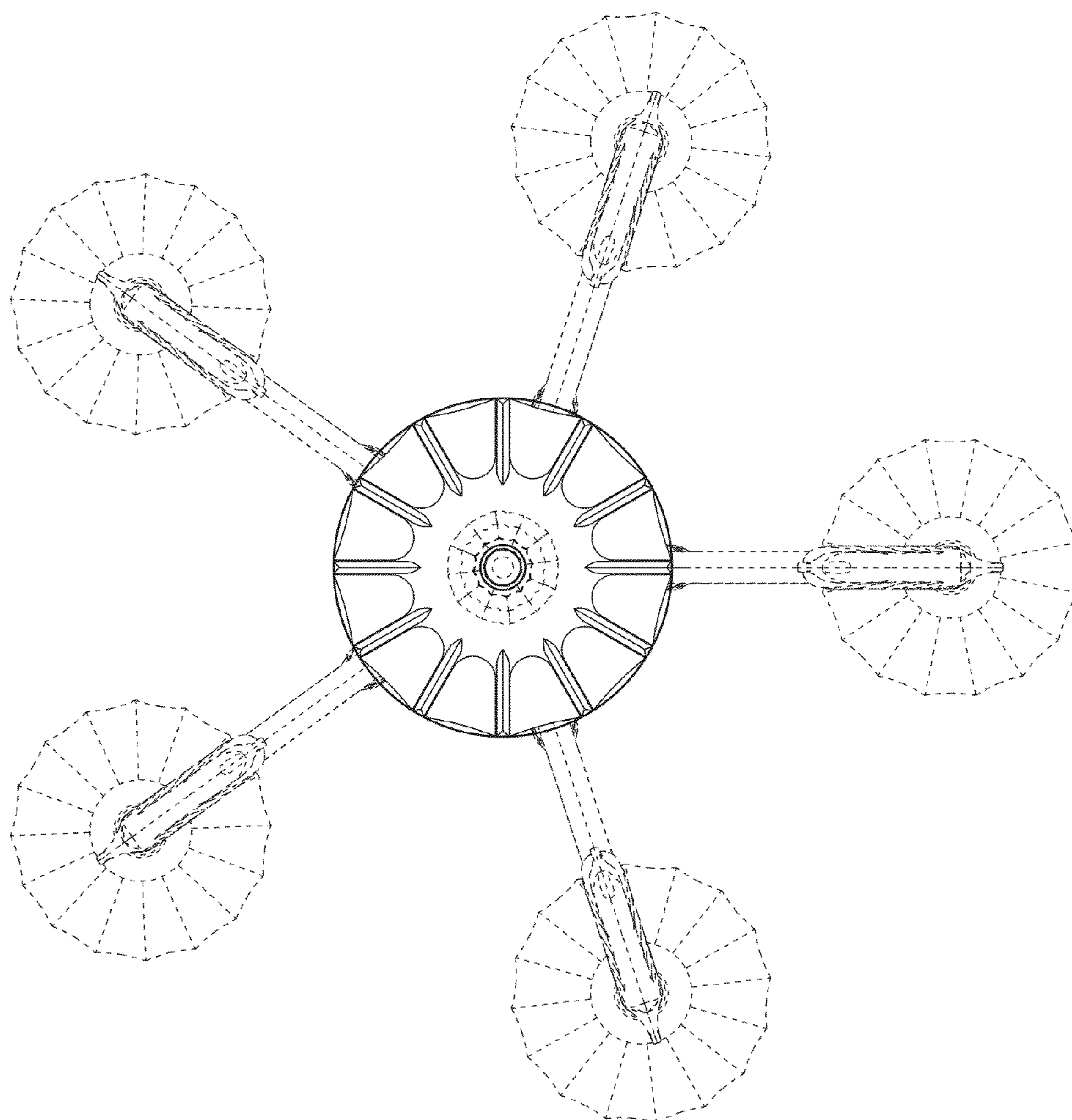


FIG. 7