



US00D681225S

(12) **United States Design Patent**  
**Chen**

(10) **Patent No.:** **US D681,225 S**

(45) **Date of Patent:** **\*\* Apr. 30, 2013**

(54) **VIBRATOR**

(76) Inventor: **Xueliang Chen**, Liaoyang (CN)

(\*\*) Term: **14 Years**

(21) Appl. No.: **29/427,929**

(22) Filed: **Jul. 24, 2012**

(51) **LOC (9) Cl.** ..... **28-03**

(52) **U.S. Cl.**  
USPC ..... **D24/215**

(58) **Field of Classification Search** ..... D24/200,  
D24/211, 212, 213, 214, 215; 601/118, 120,  
601/121, 124, 125, 130, 131, 134, 135, 136,  
601/137

See application file for complete search history.

(56) **References Cited**

**U.S. PATENT DOCUMENTS**

D273,132 S	3/1984	Moloff	
D376,650 S	12/1996	Kain	
D426,311 S	6/2000	Horowitz et al.	
D454,959 S *	3/2002	Harris et al.	D24/215
D466,612 S *	12/2002	Harris et al.	D24/215
D475,793 S *	6/2003	Tinsley	D24/214
D476,087 S	6/2003	Dirks et al.	
D495,423 S	8/2004	Nan	
D495,424 S	8/2004	Nan	
D495,804 S	9/2004	Nan	
D499,811 S	12/2004	Nan	
D509,301 S *	9/2005	Talbot et al.	D24/215
D523,562 S	6/2006	Telford	
D539,432 S	3/2007	Nan	
D613,417 S *	4/2010	Imboden et al.	D24/215
D620,601 S *	7/2010	TerMeer	D24/215

7,749,178 B2 *	7/2010	Imboden et al.	601/15
7,815,582 B2 *	10/2010	Imboden et al.	601/15
D630,761 S	1/2011	Marshall	
D631,973 S *	2/2011	Imboden et al.	D24/215
D631,974 S	2/2011	Imboden et al.	
D637,308 S *	5/2011	Imboden et al.	D24/215
D637,309 S *	5/2011	Park	D24/215
D637,729 S *	5/2011	Tompkin	D24/215
7,938,789 B2 *	5/2011	Imboden et al.	601/46
D643,128 S *	8/2011	Mohamed et al.	D24/215
D648,442 S *	11/2011	Caggiano et al.	D24/215
D652,943 S *	1/2012	Chong et al.	D24/215
D657,884 S *	4/2012	Imboden et al.	D24/215
D665,091 S *	8/2012	Mistry et al.	D24/215
D667,132 S *	9/2012	Marshall	D24/215
D668,346 S *	10/2012	Zeng et al.	D24/215
2007/0179414 A1 *	8/2007	Imboden et al.	601/72
2008/0306417 A1 *	12/2008	Imboden et al.	601/134

\* cited by examiner

*Primary Examiner* — Sandra Snapp

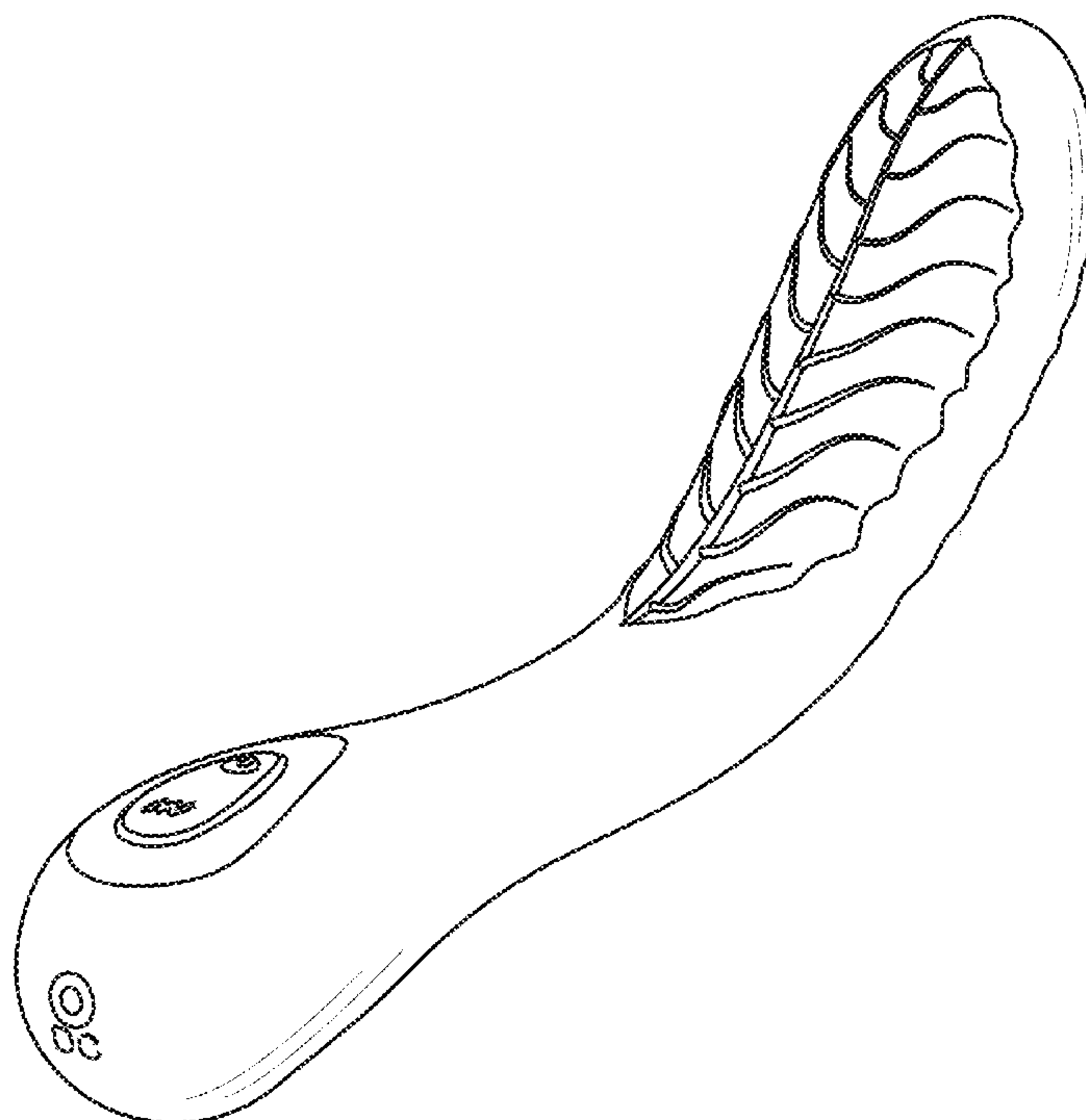
(57) **CLAIM**

I claim the ornamental design for a vibrator, as shown and described.

**DESCRIPTION**

FIG. 1 is a perspective view of the vibrator.  
FIG. 2 is a front view thereof.  
FIG. 3 is a left side view thereof.  
FIG. 4 is a back view thereof.  
FIG. 5 is a right side view thereof.  
FIG. 6 is a top view thereof; and,  
FIG. 7 is a bottom view thereof.

**1 Claim, 7 Drawing Sheets**



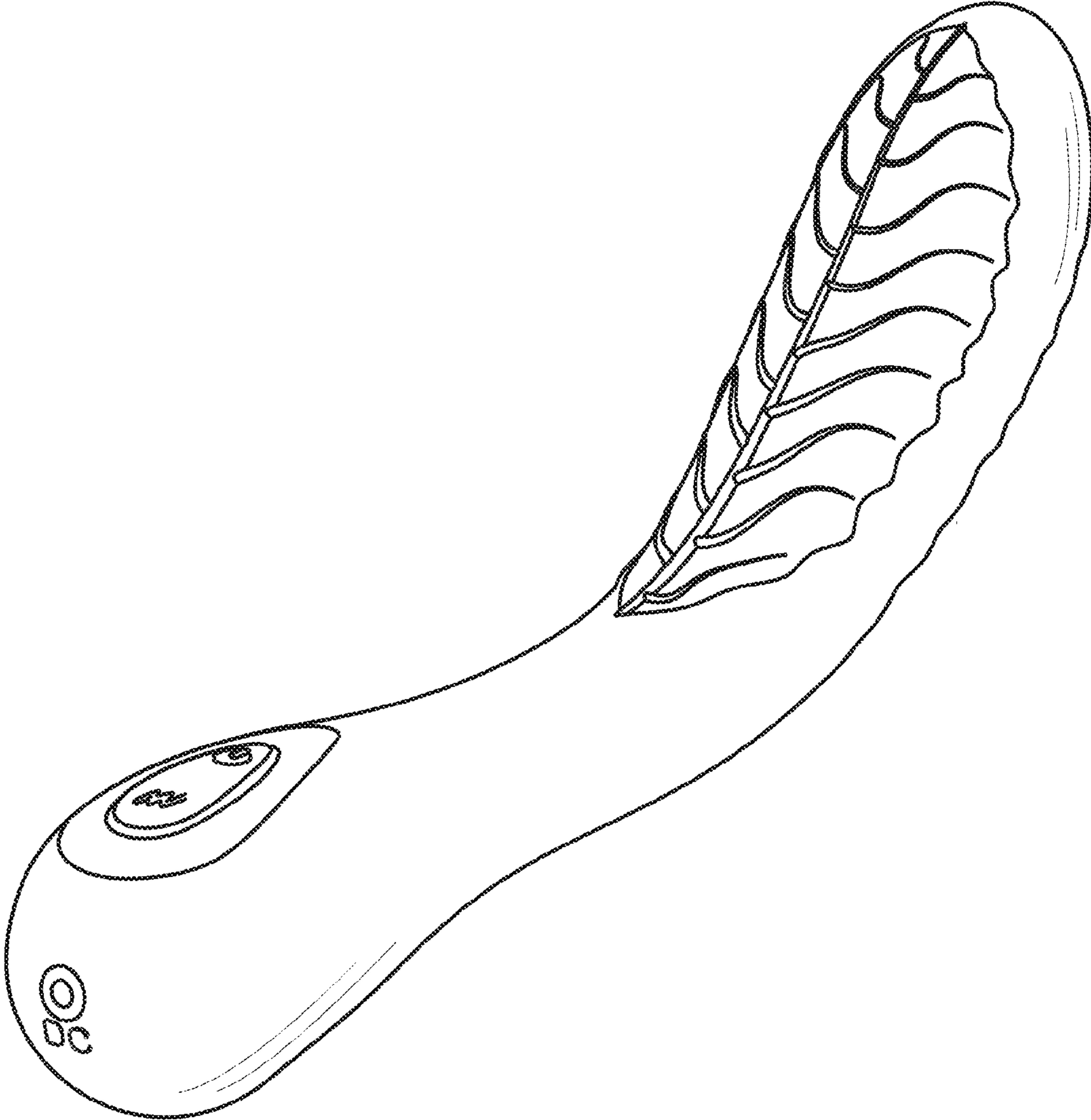


FIG. 1

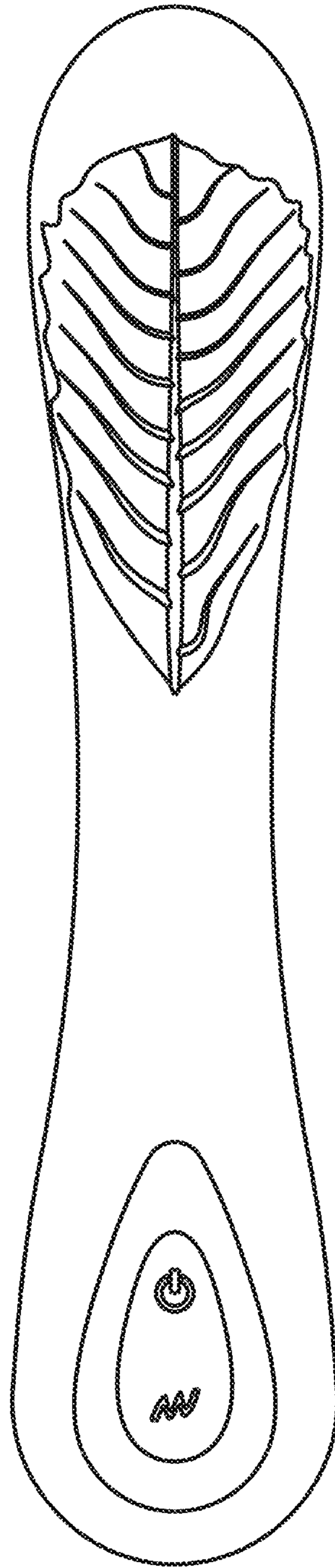


FIG. 2



FIG. 3

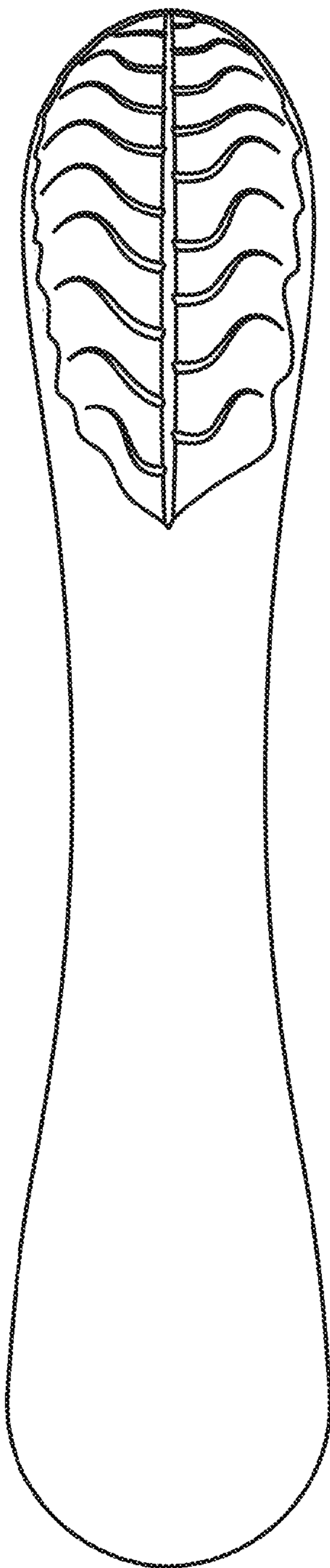


FIG. 4



FIG. 5



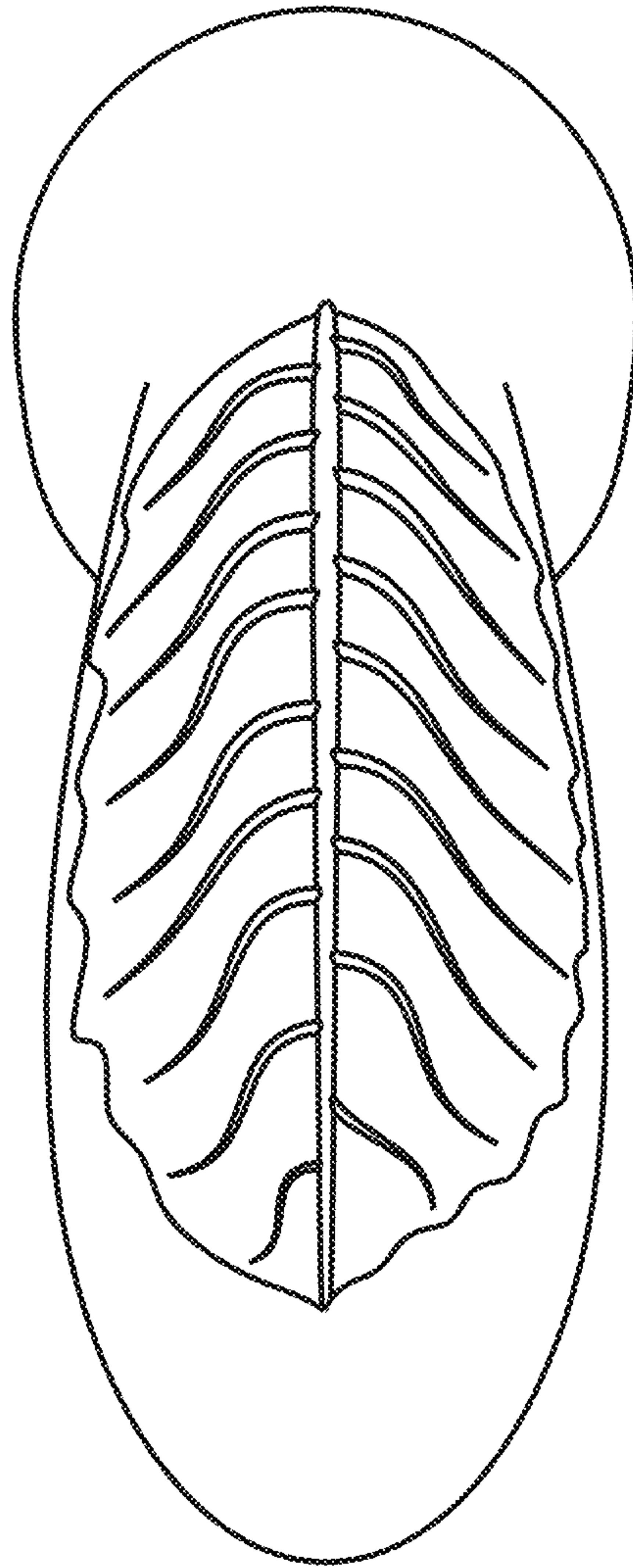


FIG. 6

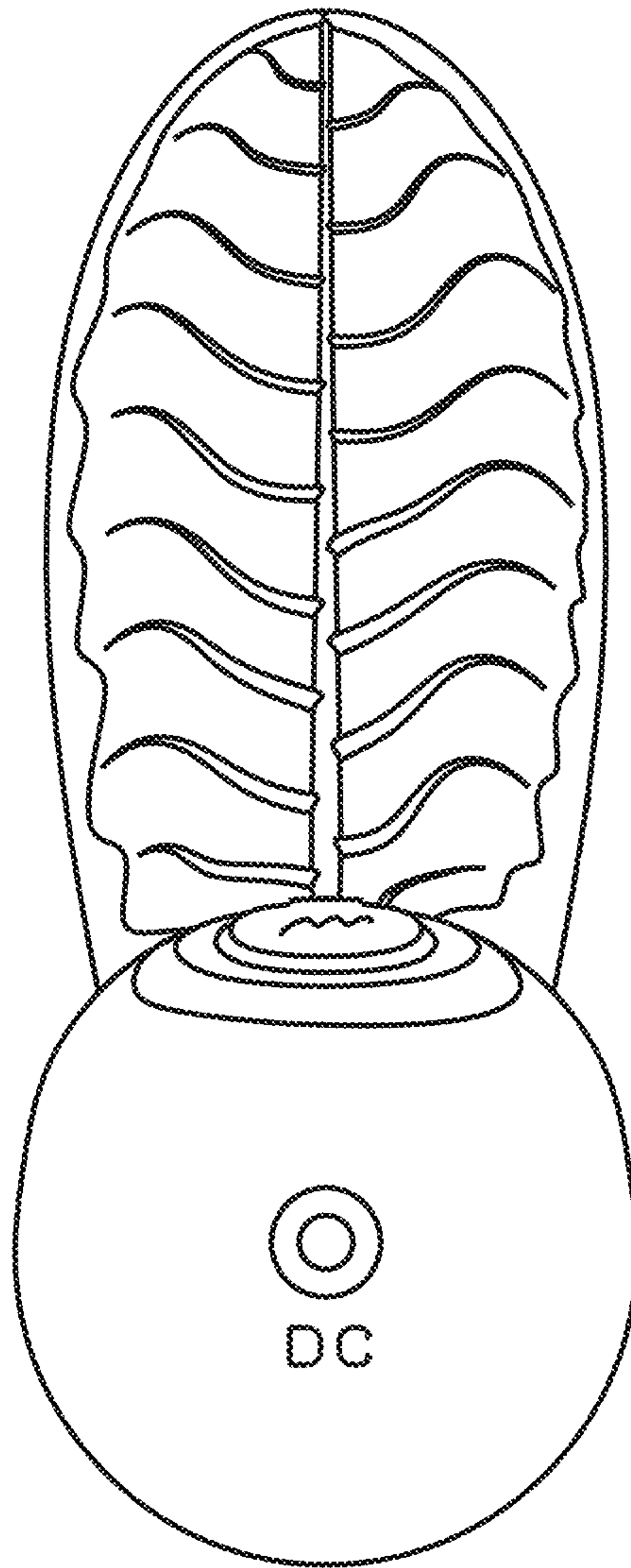


FIG. 7